



THE DATASHEET OF ZTX449



ZTX449

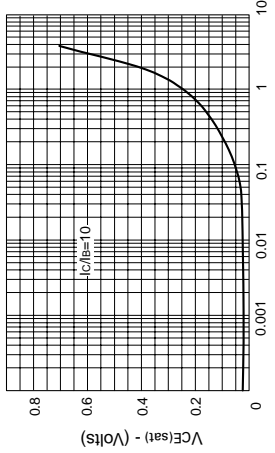
NPN SILICON PLANAR MEDIUM POWER TRANSISTOR

ISSUE 2 - MARCH 1994

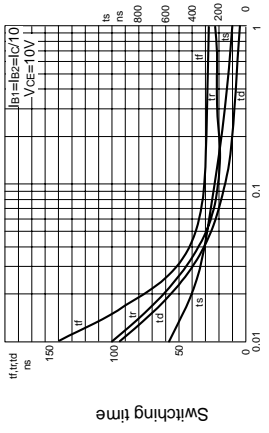
FEATURES

- * 30 Volt V_{CE0}
- * 1 Amp continuous current
- * $P_{tot} = 1$ Watt

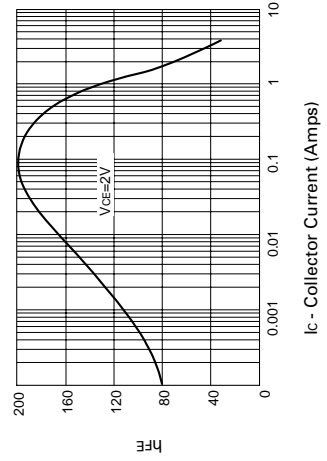
TYPICAL CHARACTERISTICS



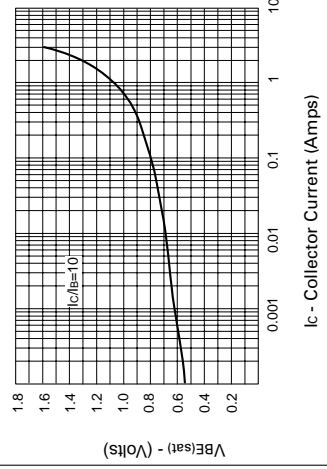
$V_{CE(sat)}$ v I_C
 I_C - Collector Current (Amps)



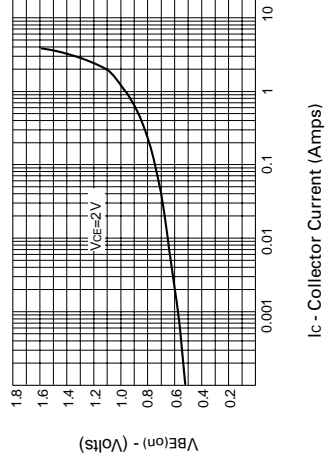
I_C - Collector Current (Amps)
Switching Speeds



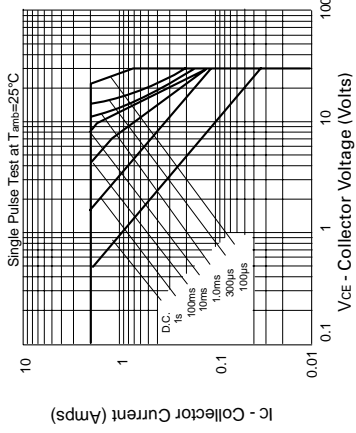
h_{FE} v I_C
 I_C - Collector Current (Amps)



$V_{BE(sat)}$ v I_C
 I_C - Collector Current (Amps)



$V_{BE(on)}$ v I_C
 I_C - Collector Current (Amps)



Safe Operating Area

ABSOLUTE MAXIMUM RATINGS

PARAMETER

Collector-Base Voltage	
Collector-Emitter Voltage	
Emitter-Base Voltage	
Peak Pulse Current	
Continuous Collector Current	
Power Dissipation at $T_{amb} = 25^\circ C$	
Operating and Storage Temperature Range	

ELECTRICAL CHARACTERISTICS

PARAMETER	SYMBOL	MIN	MAX
Collector-Base Breakdown Voltage	$V_{(BR)CBO}$	50	
Collector-Emitter Breakdown Voltage	$V_{(BR)CEO}$	30	
Emitter-Base Breakdown Voltage	$V_{(BR)EBO}$	5	
Collector Cut-Off Current	I_{CBO}		
Emitter Cut-Off Current	I_{EBO}		
Collector-Emitter Saturation Voltage	$V_{CE(sat)}$		
Base-Emitter Saturation Voltage	$V_{BE(sat)}$		
Base-Emitter Turn-on Voltage	$V_{BE(on)}$		
Static Forward Current Transfer Ratio	h_{FE}	70	100
Transition Frequency	f_T	80	40
Output Capacitance	C_{obo}	15	

*Measured under pulsed conditions. Pulsed

ZTX449

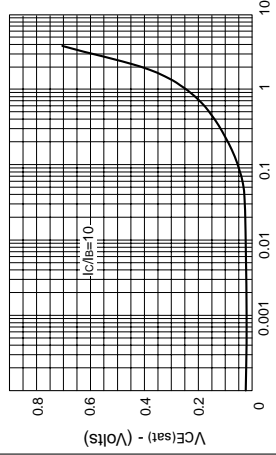
NPN SILICON PLANAR MEDIUM POWER TRANSISTOR

ISSUE 2 - MARCH 1994

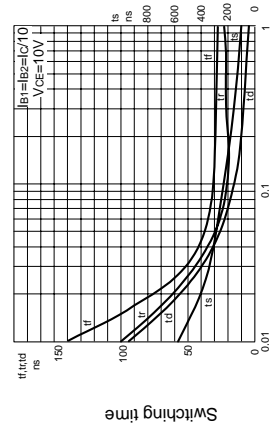
FEATURES

- * 30 Volt V_{CE0}
- * 1 Amp continuous current
- * $P_{tot} = 1$ Watt

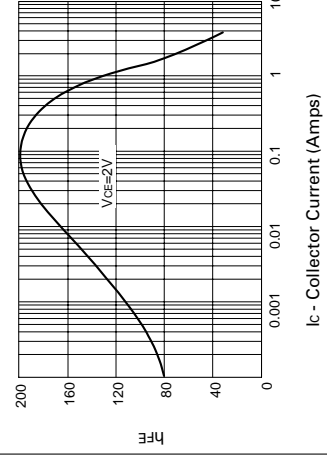
TYPICAL CHARACTERISTICS



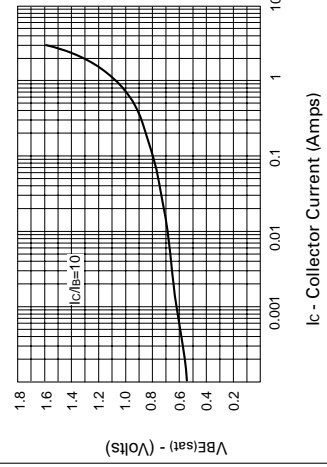
$V_{CE(sat)}$ v I_C
 I_C - Collector Current (Amps)



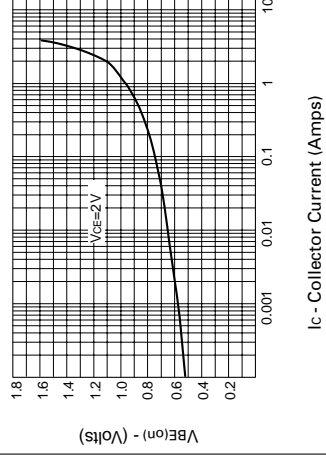
I_C - Collector Current (Amps)
Switching Speeds



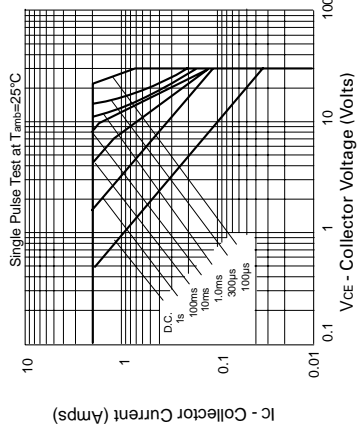
h_{FE} v I_C
 I_C - Collector Current (Amps)



$V_{BE(sat)}$ v I_C
 I_C - Collector Current (Amps)



$V_{BE(on)}$ v I_C
 I_C - Collector Current (Amps)



Safe Operating Area

ABSOLUTE MAXIMUM RATINGS

PARAMETER

Collector-Base Voltage	
Collector-Emitter Voltage	
Emitter-Base Voltage	
Peak Pulse Current	
Continuous Collector Current	
Power Dissipation at $T_{amb} = 25^\circ\text{C}$	
Operating and Storage Temperature Range	



ELECTRICAL CHARACTERISTICS

PARAMETER	SYMBOL	MIN	MAX
Collector-Base Breakdown Voltage	$V_{(BR)CBO}$	50	
Collector-Emitter Breakdown Voltage	$V_{(BR)CEO}$	30	
Emitter-Base Breakdown Voltage	$V_{(BR)EBO}$	5	
Collector Cut-Off Current	I_{CBO}		
Emitter Cut-Off Current	I_{EBO}		
Collector-Emitter Saturation Voltage	$V_{CE(sat)}$		
Base-Emitter Saturation Voltage	$V_{BE(sat)}$		
Base-Emitter Turn-on Voltage	$V_{BE(on)}$		
Static Forward Current Transfer Ratio	h_{FE}	70	100
Transition Frequency	f_T	80	40
Output Capacitance	C_{obo}	15	

*Measured under pulsed conditions. Pulsed

Looking for pricing, stock, or lifecycle information?

Click below to explore more details on WIN SOURCE:

-  [View ZTX449 on WIN SOURCE](#)
-  [Diodes Incorporated](#) Information

Optimize Your Supply Chain with WIN SOURCE Solutions

-  Global Sourcing Solution
-  Obsolete Management
-  Cost Control Management
-  Shortage Management
-  Alternative Solution
-  Excess Inventory Management