



# THE DATASHEET OF ZTX458



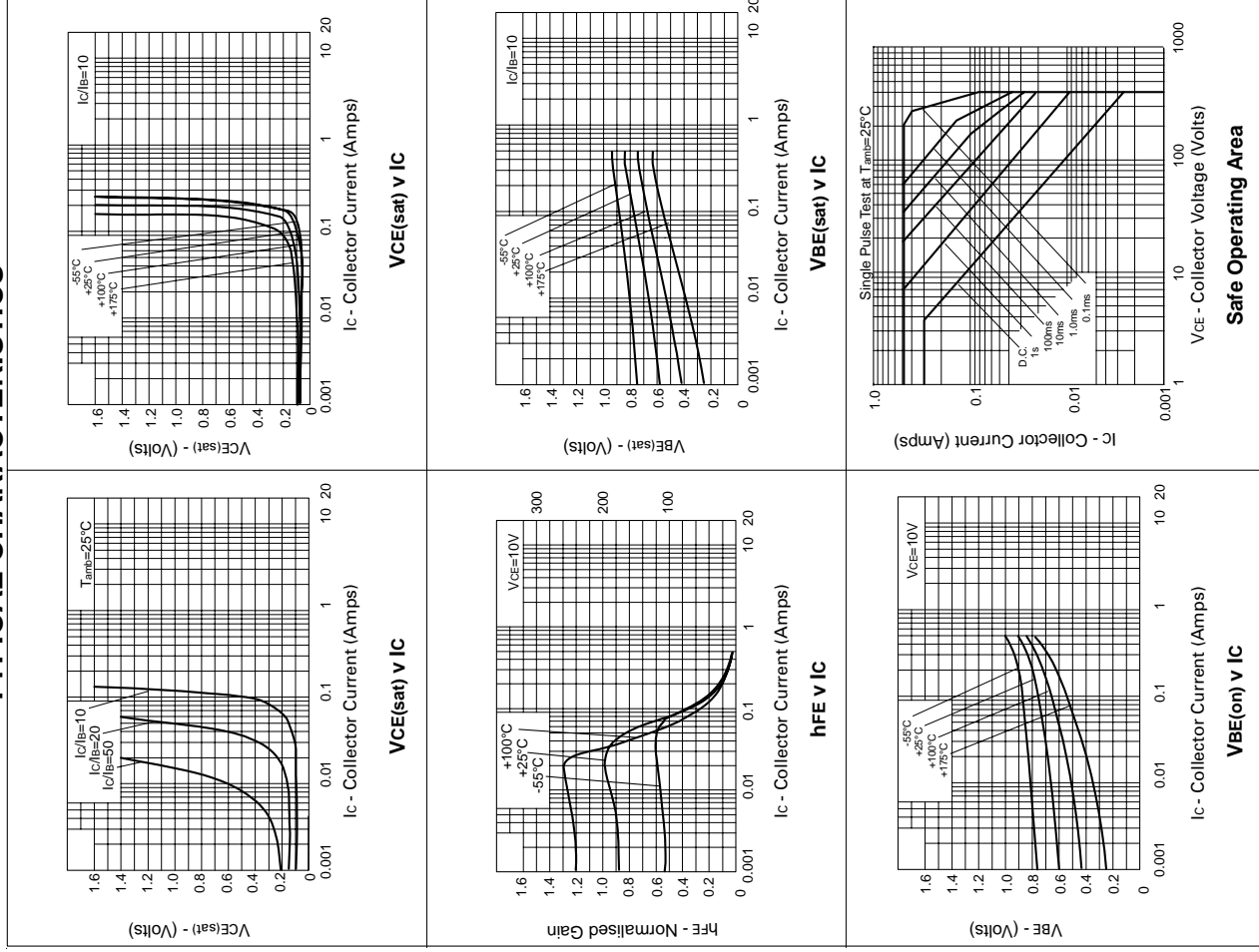
# ZTX458

## NPN SILICON PLANAR ME HIGH VOLTAGE TRANSIS ISSUE 2 – MARCH 1994

### FEATURES

- \* 400 Volt  $V_{CE0}$
- \* 0.5 Amp continuous current
- \*  $P_{tot} = 1$  Watt

### TYPICAL CHARACTERISTICS



### ABSOLUTE MAXIMUM RATINGS

#### PARAMETER

Collector-Base Voltage	
Collector-Emitter Voltage	
Emitter-Base Voltage	
Continuous Collector Current	
Power Dissipation at $T_{amb}=25^\circ\text{C}$	
Operating and Storage Temperature	

### ELECTRICAL CHARACTERISTICS

PARAMETER	SYMBOL	MIN	MAX
Collector-Base Breakdown Voltage	$V_{(BR)CBO}$	4	
Collector-Emitter Breakdown Voltage	$V_{CE0(sus)}$	4	
Emitter-Base Breakdown Voltage	$V_{(BR)EBO}$	5	
Collector Cut-Off Current	$I_{CBO}$		
Collector Cut-Off Current	$I_{CES}$		
Emitter Cut-Off Current	$I_{EBO}$		
Collector-Emitter Saturation Voltage	$V_{CE(sat)}$		
Base-Emitter Saturation Voltage	$V_{BE(sat)}$		
Base-Emitter Turn On Voltage	$V_{BE(on)}$		
Static Forward Current Transfer Ratio	$h_{FE}$	1	1
Transition Frequency	$f_T$	5	
Collector-Base Breakdown Voltage	$C_{ob0}$		

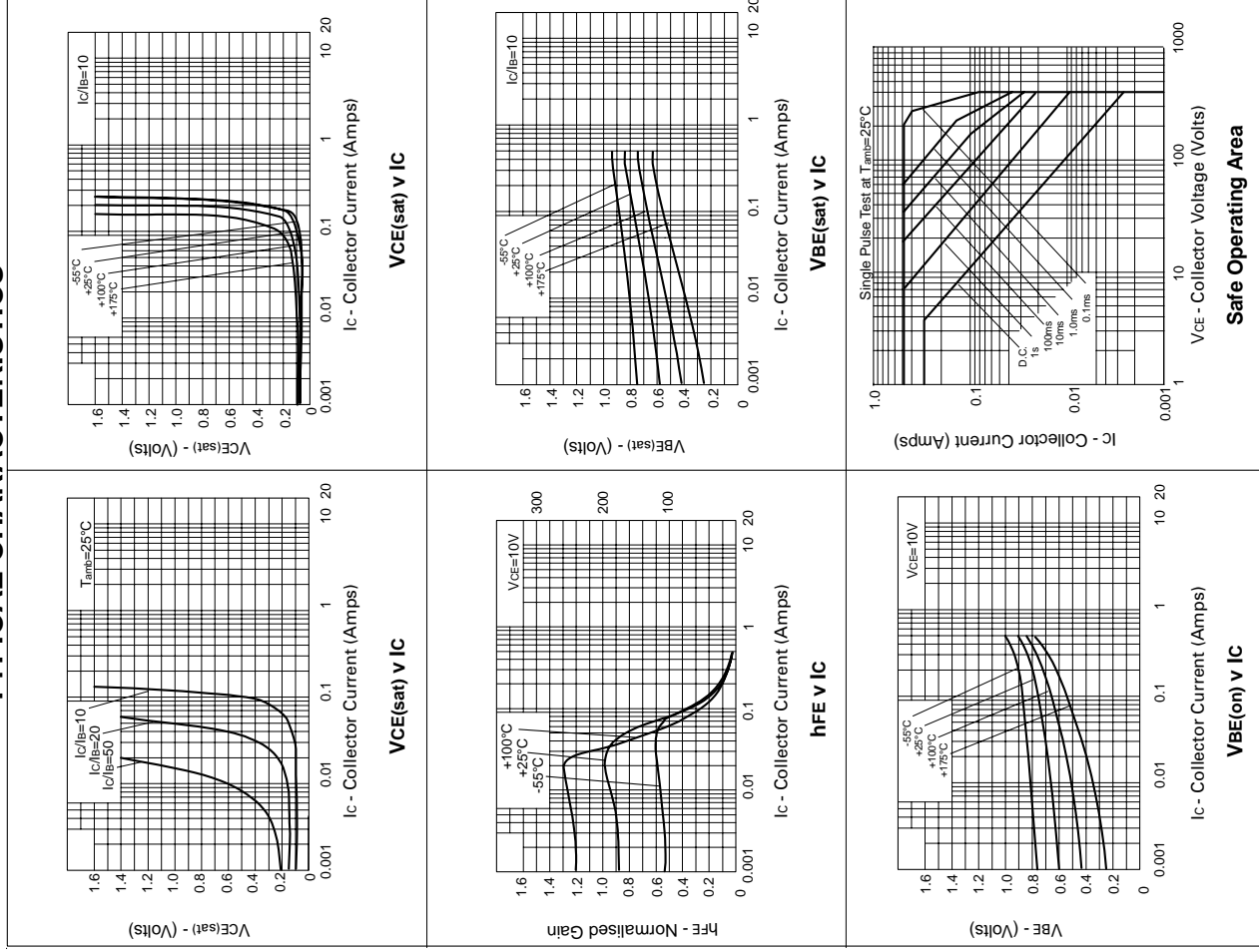
# ZTX458

## NPN SILICON PLANAR ME HIGH VOLTAGE TRANSIS ISSUE 2 – MARCH 1994

### FEATURES

- \* 400 Volt  $V_{CE0}$
- \* 0.5 Amp continuous current
- \*  $P_{tot} = 1$  Watt

### TYPICAL CHARACTERISTICS



3-183

### ABSOLUTE MAXIMUM RATINGS

#### PARAMETER



Collector-Base Voltage	
Collector-Emitter Voltage	
Emitter-Base Voltage	
Continuous Collector Current	
Power Dissipation at $T_{amb}=25^{\circ}C$	
Operating and Storage Temperature	

### ELECTRICAL CHARACTERISTICS

PARAMETER	SYMBOL	MIN	MAX
Collector-Base Breakdown Voltage	$V_{(BR)CBO}$	4	
Collector-Emitter Breakdown Voltage	$V_{CE0(sus)}$	4	
Emitter-Base Breakdown Voltage	$V_{(BR)EBO}$	5	
Collector Cut-Off Current	$I_{CBO}$		
Collector Cut-Off Current	$I_{CES}$		
Emitter Cut-Off Current	$I_{EBO}$		
Collector-Emitter Saturation Voltage	$V_{CE(sat)}$		
Base-Emitter Saturation Voltage	$V_{BE(sat)}$		
Base-Emitter Turn On Voltage	$V_{BE(on)}$		
Static Forward Current Transfer Ratio	$h_{FE}$	1	1
Transition Frequency	$f_T$	5	
Collector-Base Breakdown Voltage	$C_{ob0}$		

## Looking for pricing, stock, or lifecycle information?

Click below to explore more details on WIN SOURCE:

-  [View ZTX458 on WIN SOURCE](#)
-  [Diodes Incorporated Information](#)

## Optimize Your Supply Chain with WIN SOURCE Solutions

-  Global Sourcing Solution
-  Obsolete Management
-  Cost Control Management
-  Shortage Management
-  Alternative Solution
-  Excess Inventory Management