



**THE DATASHEET OF  
ZTX549STZ**



# ZTX549 ZTX549A

## PNP SILICON PLANAR MEDIUM POWER TRANSISTOR

ISSUE 1 – MARCH 94

### FEATURES

- \* 30 Volt  $V_{CE0}$
- \* 1 Amp continuous current
- \*  $P_{tot} = 1$  Watt

### ELECTRICAL CHARACTERISTICS (at $T_{amb} = 25^{\circ}\text{C}$ ).

PARAMETER	SYMBOL	MIN.	TYP.	MAX.	UNIT	CONDITIONS.
Transition Frequency	$f_T$	100			MHz	$I_C = 100\text{mA}$ , $V_{CE} = 5\text{V}$ $f = 100\text{MHz}$
Output Capacitance	$C_{obo}$			25	pF	$V_{CE} = 10\text{V}$ , $f = 1\text{MHz}$
Switching Times	$t_{on}$		300		ns	$I_C = 500\text{mA}$ , $V_{CC} = 10\text{V}$ $I_B = I_{B2} = 50\text{mA}$
	$t_{off}$		50		ns	

### ABSOLUTE MAXIMUM RATINGS

PARAMETER	SYMBOL
Collector-Base Voltage	$V_{(BR)CBO}$
Collector-Emitter Voltage	$V_{(BR)CEO}$
Emitter-Base Voltage	$V_{(BR)EBO}$
Peak Pulse Current	$I_{CBO}$
Continuous Collector Current	$I_{EBO}$
Power Dissipation: at $T_{amb} = 25^{\circ}\text{C}$ derate above $25^{\circ}\text{C}$	$V_{CE(sat)}$
Operating and Storage Temperature Range	ZTX549A

### ELECTRICAL CHARACTERISTICS

PARAMETER	SYMBOL
Collector-Base Breakdown Voltage	$V_{(BR)CBO}$
Collector-Emitter Breakdown Voltage	$V_{(BR)CEO}$
Emitter-Base Breakdown Voltage	$V_{(BR)EBO}$
Collector Cut-Off Current	$I_{CBO}$
Emitter Cut-Off Current	$I_{EBO}$
Collector-Emitter Saturation Voltage	$V_{CE(sat)}$
Base-Emitter Saturation Voltage	$V_{BE(sat)}$
Base-Emitter Saturation Voltage	$V_{BE(on)}$
Static Forward Current Transfer Ratio	$h_{FE}$
	ZTX549
	ZTX549A

\*Measured under pulsed conditions. Pulse

# ZTX549 ZTX549A

## PNP SILICON PLANAR MEDIUM POWER TRANSISTOR

ISSUE 1 – MARCH 94

### FEATURES

- \* 30 Volt  $V_{CE0}$
- \* 1 Amp continuous current
- \*  $P_{tot} = 1$  Watt

### ELECTRICAL CHARACTERISTICS (at $T_{amb} = 25^{\circ}C$ ).

PARAMETER	SYMBOL	MIN.	TYP.	MAX.	UNIT	CONDITIONS.
Transition Frequency	$f_T$	100			MHz	$I_C = 100mA, V_{CE} = 5V$ $f = 100MHz$
Output Capacitance	$C_{obo}$			25	pF	$V_{CE} = 10V, f = 1MHz$
Switching Times	$t_{on}$		300		ns	$I_C = 500mA, V_{CC} = 10V$ $I_B = I_{B2} = 50mA$
	$t_{off}$		50		ns	

### ABSOLUTE MAXIMUM RATINGS

PARAMETER	SYMBOL
Collector-Base Voltage	$V_{(BR)CBO}$
Collector-Emitter Voltage	$V_{(BR)CEO}$
Emitter-Base Voltage	$V_{(BR)EBO}$
Peak Pulse Current	$I_{CBO}$
Continuous Collector Current	$I_{EBO}$
Power Dissipation: at $T_{amb} = 25^{\circ}C$ derate above $25^{\circ}C$	$V_{CE(sat)}$
Operating and Storage Temperature Range	ZTX549A

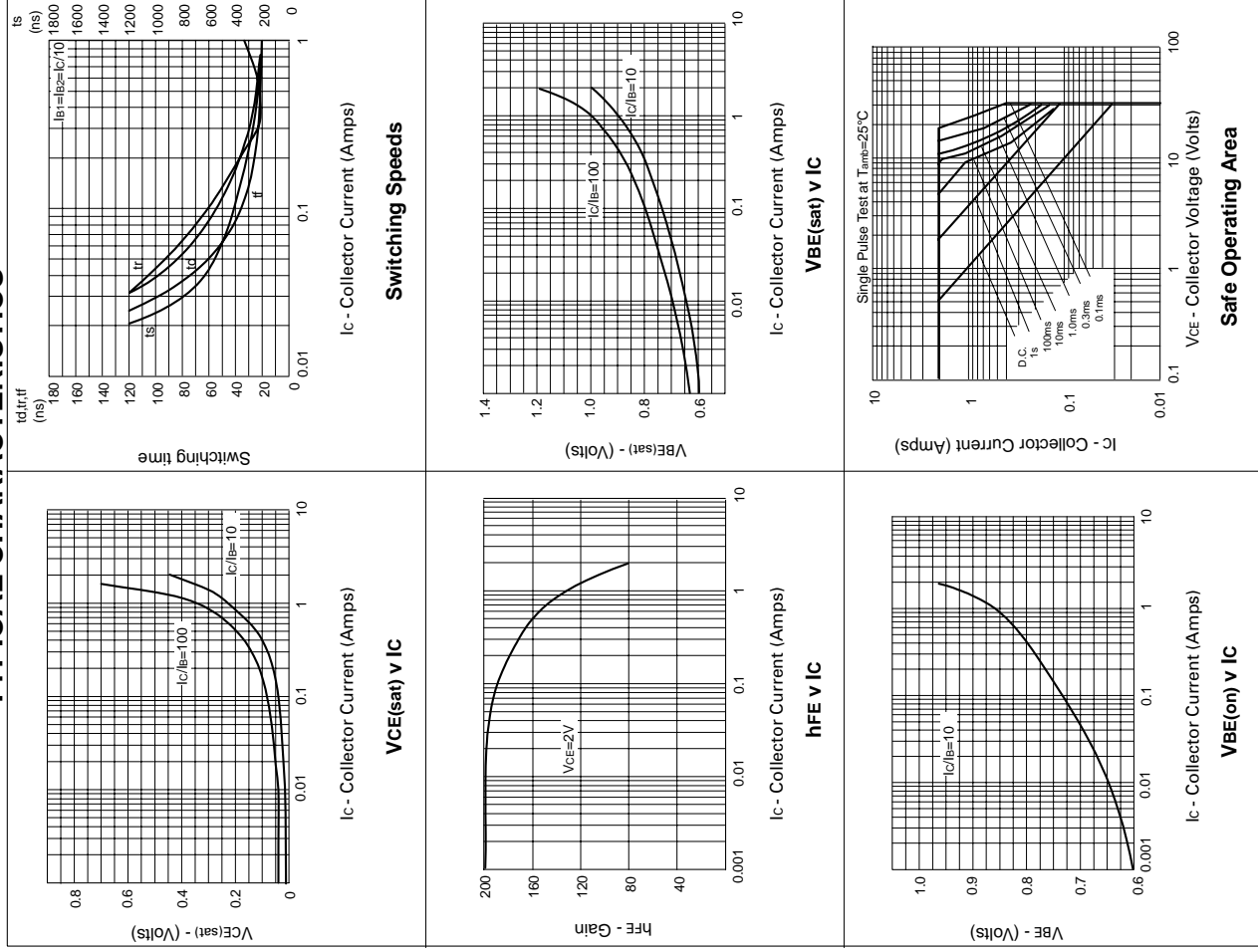
### ELECTRICAL CHARACTERISTICS

PARAMETER	SYMBOL
Collector-Base Breakdown Voltage	$V_{(BR)CBO}$
Collector-Emitter Breakdown Voltage	$V_{(BR)CEO}$
Emitter-Base Breakdown Voltage	$V_{(BR)EBO}$
Collector Cut-Off Current	$I_{CBO}$
Emitter Cut-Off Current	$I_{EBO}$
Collector-Emitter Saturation Voltage	$V_{CE(sat)}$
Base-Emitter Saturation Voltage	$V_{BE(sat)}$
Base-Emitter Saturation Voltage	$V_{BE(on)}$
Static Forward Current Transfer Ratio	$h_{FE}$
	ZTX549
	ZTX549A

\*Measured under pulsed conditions. Pulse



# ZTX549 ZTX549A

## TYPICAL CHARACTERISTICS



## Looking for pricing, stock, or lifecycle information?

Click below to explore more details on WIN SOURCE:

-  [View ZTX549STZ on WIN SOURCE](#)
-  [Diodes Incorporated Information](#)

## Optimize Your Supply Chain with WIN SOURCE Solutions

-  Global Sourcing Solution
-  Obsolete Management
-  Cost Control Management
-  Shortage Management
-  Alternative Solution
-  Excess Inventory Management