



THE DATASHEET OF ZTX792A



ZTX792A

PNP SILICON PLANAR ME HIGH GAIN TRANSISTOR

ISSUE 2 - APRIL 94

FEATURES

- * 70 Volt V_{CE0}
- * Gain of 400 at $I_C=3$ Amps
- * Very low saturation voltage

APPLICATIONS

- * Darlington replacement
- * Flash gun converters
- * Battery powered circuits
- * Motor drivers

ABSOLUTE MAXIMUM RATINGS

PARAMETER	
Collector-Base Voltage	
Collector-Emitter Voltage	
Emitter-Base Voltage	
Peak Pulse Current	
Continuous Collector Current	
Practical Power Dissipation*	
Power Dissipation	at $T_{amb}=25^{\circ}C$ derate above $25^{\circ}C$
Operating and Storage Temperature Range	

*The power which can be dissipated as P.C.B. with copper equal to 1 inch square

ELECTRICAL CHARACTERISTICS

PARAMETER	SYMBOL
Collector-Base Breakdown Voltage	$V_{(BR)CBO}$
Collector-Emitter Breakdown Voltage	$V_{(BR)CEO}$
Emitter-Base Breakdown Voltage	$V_{(BR)EBO}$
Collector Cut-Off Current	I_{CBO}
Emitter Cut-Off Current	I_{EBO}
Collector-Emitter Saturation Voltage	$V_{CE(sat)}$
Base-Emitter Saturation Voltage	$V_{BE(sat)}$
Base-Emitter Turn-On Voltage	$V_{BE(on)}$
Static Forward Current Transfer	h_{FE}

ELECTRICAL CHARACTERISTICS (at $T_{amb} = 25^{\circ}C$)

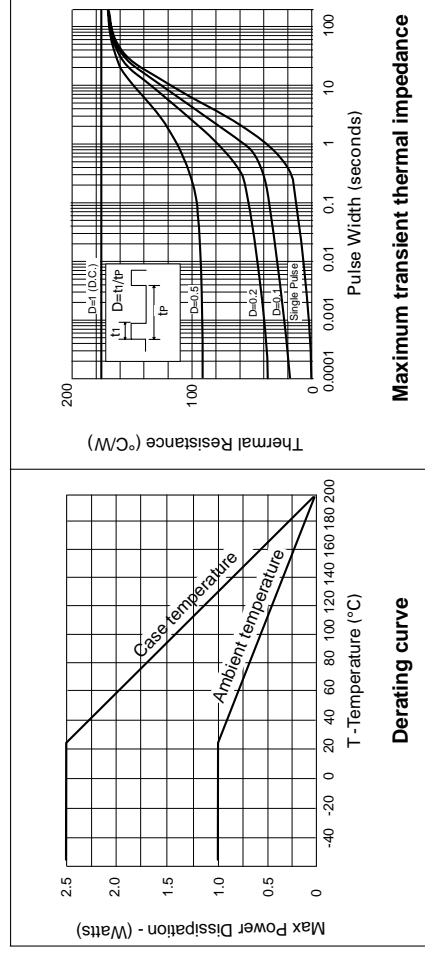
PARAMETER	SYMBOL	MIN.	TYP.	MAX.	UNIT	CONDITIONS.
Transition Frequency	f_T	100			MHz	$I_C=50mA, V_{CE}=5V$ $f=50MHz$
Input Capacitance	C_{ibo}		225		pF	$V_{EB}=0.5V, f=1MHz$
Output Capacitance	C_{obo}		22		pF	$V_{CB}=-10V, f=1MHz$
Switching Times	t_{on}		35		ns	$I_C=500mA, I_B=50mA$ $I_{B2}=50mA, V_{CC}=10V$
	t_{off}		750		ns	

*Measured under pulsed conditions. Pulse width=300 μ s. Duty cycle $\leq 2\%$

THERMAL CHARACTERISTICS

PARAMETER	SYMBOL	MAX.	UNIT
Thermal Resistance: Junction to Ambient ₁ Junction to Ambient ₂ Junction to Case	$R_{th(j-amb)1}$	175	$^{\circ}C/W$
	$R_{th(j-amb)2}^{\dagger}$	116	$^{\circ}C/W$
	$R_{th(j-case)}$	70	$^{\circ}C/W$

\dagger Device mounted on P.C.B. with copper equal to 1 sq. Inch minimum.



ZTX792A

PNP SILICON PLANAR ME HIGH GAIN TRANSISTOR

ISSUE 2 - APRIL 94

FEATURES

- * 70 Volt V_{CE0}
- * Gain of 400 at $I_C=3$ Amps
- * Very low saturation voltage

APPLICATIONS

- * Darlington replacement
- * Flash gun converters
- * Battery powered circuits
- * Motor drivers

ABSOLUTE MAXIMUM RATINGS

PARAMETER	
Collector-Base Voltage	
Collector-Emitter Voltage	
Emitter-Base Voltage	
Peak Pulse Current	
Continuous Collector Current	
Practical Power Dissipation*	
Power Dissipation	at $T_{amb}=25^{\circ}C$ derate above $25^{\circ}C$
Operating and Storage Temperature Range	

*The power which can be dissipated as P.C.B. with copper equal to 1 inch square

ELECTRICAL CHARACTERISTICS

PARAMETER	SYMBOL
Collector-Base Breakdown Voltage	$V_{(BR)CBO}$
Collector-Emitter Breakdown Voltage	$V_{(BR)CEO}$
Emitter-Base Breakdown Voltage	$V_{(BR)EBO}$
Collector Cut-Off Current	I_{CBO}
Emitter Cut-Off Current	I_{EBO}
Collector-Emitter Saturation Voltage	$V_{CE(sat)}$
Base-Emitter Saturation Voltage	$V_{BE(sat)}$
Base-Emitter Turn-On Voltage	$V_{BE(on)}$
Static Forward Current Transfer	h_{FE}

ELECTRICAL CHARACTERISTICS (at $T_{amb} = 25^{\circ}C$)

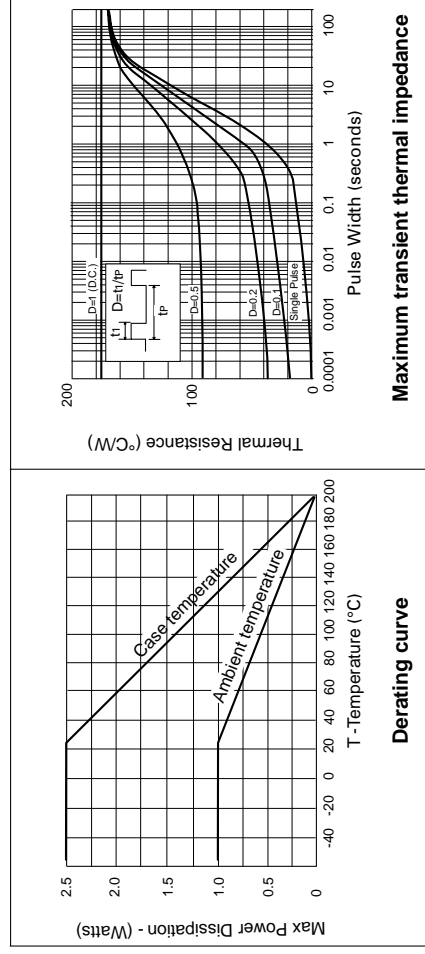
PARAMETER	SYMBOL	MIN.	TYP.	MAX.	UNIT	CONDITIONS.
Transition Frequency	f_T	100			MHz	$I_C=50mA, V_{CE}=5V$ $f=50MHz$
Input Capacitance	C_{ibo}		225		pF	$V_{EB}=0.5V, f=1MHz$
Output Capacitance	C_{obo}		22		pF	$V_{CB}=-10V, f=1MHz$
Switching Times	t_{on}		35		ns	$I_C=500mA, I_B=50mA$ $I_{B2}=50mA, V_{CC}=10V$
	t_{off}		750		ns	

*Measured under pulsed conditions. Pulse width=300 μ s. Duty cycle $\leq 2\%$

THERMAL CHARACTERISTICS

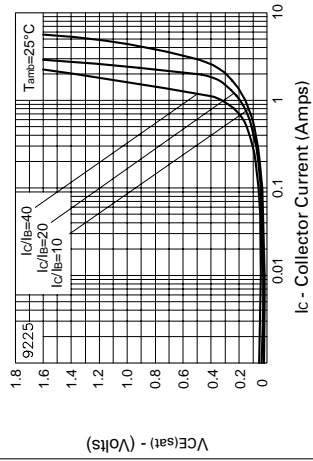
PARAMETER	SYMBOL	MAX.	UNIT
Thermal Resistance: Junction to Ambient ₁ Junction to Ambient ₂ Junction to Case	$R_{th(j-amb)1}$	175	$^{\circ}C/W$
	$R_{th(j-amb)2}^{\dagger}$	116	$^{\circ}C/W$
	$R_{th(j-case)}$	70	$^{\circ}C/W$

\dagger Device mounted on P.C.B. with copper equal to 1 sq. Inch minimum.

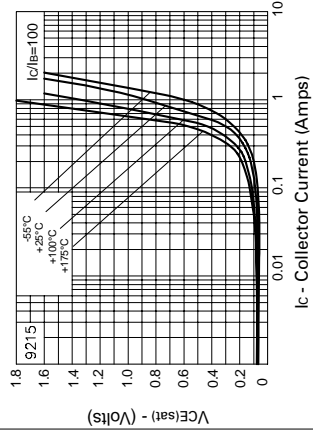


ZTX792A

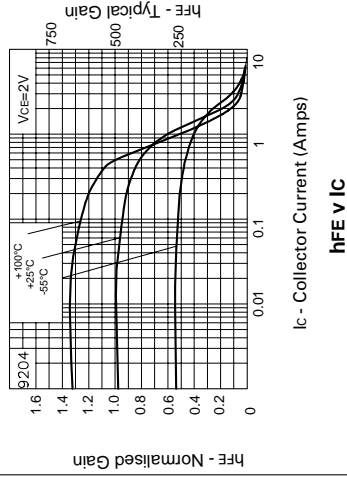
TYPICAL CHARACTERISTICS



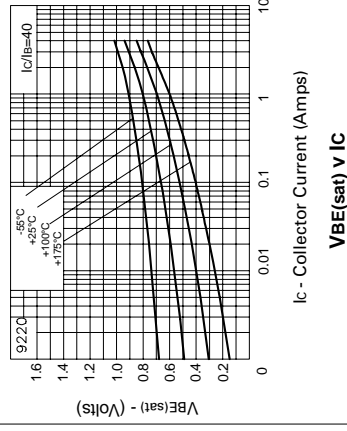
VCE(sat) v IC



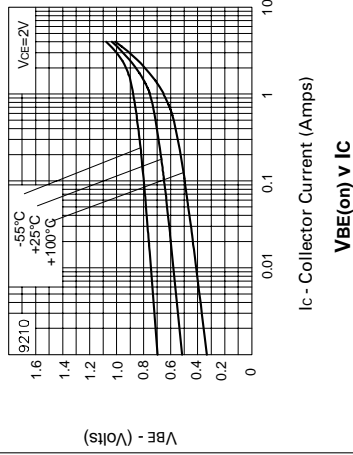
VCE(sat) v IC



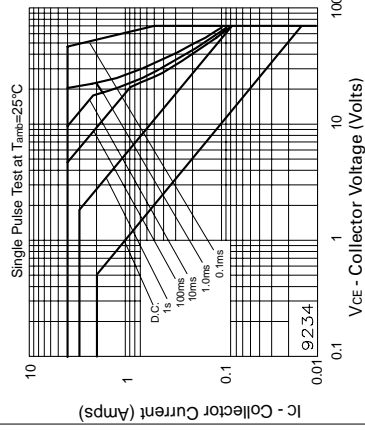
hFE v IC



VBE(sat) v IC





VBE(on) v IC



Safe Operating Area

Looking for pricing, stock, or lifecycle information?

Click below to explore more details on WIN SOURCE:

-  [View ZTX792A on WIN SOURCE](#)
-  [Diodes Incorporated Information](#)

Optimize Your Supply Chain with WIN SOURCE Solutions

-  Global Sourcing Solution
-  Obsolete Management
-  Cost Control Management
-  Shortage Management
-  Alternative Solution
-  Excess Inventory Management