



**THE DATASHEET OF
ZXM66P03N8TA**



NOT RECOMMENDED FOR NEW DESIGN
USE [DMP3036SSS](#)

ZXM66P03N8

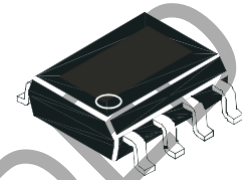
30V P-CHANNEL ENHANCEMENT MODE MOSFET

SUMMARY

$V_{(BR)DSS} = -30V$; $R_{DS(ON)} = 0.025\Omega$; $I_D = -7.9A$

DESCRIPTION

This new generation of high density MOSFETs from Zetex utilizes a unique structure that combines the benefits of low on-resistance with fast switching speed. This makes them ideal for high efficiency, low voltage, power management applications.



SO8

FEATURES

- Low on-resistance
- Fast switching speed
- Low threshold
- Low gate drive
- Low profile SOIC package

APPLICATIONS

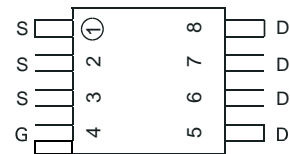
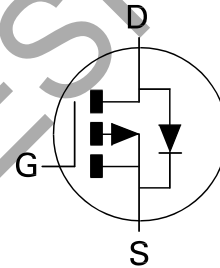
- DC - DC converters
- Power management functions
- Disconnect switches
- Motor control

ORDERING INFORMATION

DEVICE	REEL SIZE	TAPE WIDTH	QUANTITY PER REEL
ZXM66P03N8TA	7"	12mm	500 units
ZXM66P03N8TC	13"	12mm	2500 units

DEVICE MARKING

- ZXM
66P03



Top View

ZXM66P03N8

ABSOLUTE MAXIMUM

PARAMETER	SYMBOL	LIMIT	UNIT
Drain-Source Voltage	V_{DSS}	-30	V
Gate- Source Voltage	V_{GS}	± 20	V
Continuous Drain Current $V_{GS}=-10V; T_A=25^{\circ}C(b)$ $V_{GS}=-10V; T_A=70^{\circ}C(b)$ $V_{GS}=-10V; T_A=25^{\circ}C(a)$	I_D	-7.9 -6.3 -6.25	A
Pulsed Drain Current (c)	I_{DM}	-28	A
Continuous Source Current (Body Diode)(b)	I_S	-4.1	A
Pulsed Source Current (Body Diode)(c)	I_{SM}	-28	A
Power Dissipation at $T_A=25^{\circ}C$ (a) Linear Derating Factor	P_D	1.56 12.5	W mW/ $^{\circ}C$
Power Dissipation at $T_A=25^{\circ}C$ (b) Linear Derating Factor	P_D	2.5 20	W mW/ $^{\circ}C$
Operating and Storage Temperature Range	$T_j; T_{stg}$	-55 to +150	$^{\circ}C$

THERMAL RESISTANCE

PARAMETER	SYMBOL	VALUE	UNIT
Junction to Ambient (a)	$R_{\theta JA}$	80	$^{\circ}C/W$
Junction to Ambient (b)	$R_{\theta JA}$	50	$^{\circ}C/W$

NOTES

- (a) For a device surface mounted on 25mm x 25mm FR4 PCB with high coverage of single sided 1 oz copper, in still air conditions
 (b) For a device surface mounted on FR4 PCB measured at $t_{\text{diamond}} 10$ secs.
 (c) Repetitive rating 25mm x 25mm FR4 PCB, $D = 0.05$, pulse width 101-s - pulse width limited by maximum junction temperature.

ZXM66P03N8

ELECTRICAL CHARACTERISTICS (at $T_{amb} = 25^{\circ}\text{C}$ unless otherwise stated).

PARAMETER	SYMBOL	MIN.	TYP.	MAX.	UNIT	CONDITIONS
STATIC						
Drain-Source Breakdown Voltage	$V_{(BR)DSS}$	-30			V	$I_D = -250\mu\text{A}$, $V_{GS} = 0\text{V}$
Zero Gate Voltage Drain Current	I_{DSS}			-1	μA	$V_{DS} = -24\text{V}$, $V_{GS} = 0\text{V}$
Gate-Body Leakage	I_{GSS}			-100	nA	$V_{GS} = \pm 20\text{V}$, $V_{DS} = 0\text{V}$
Gate-Source Threshold Voltage	$V_{GS(th)}$	-1.0			V	$I_D = -250\mu\text{A}$, $V_{DS} = V_{GS}$
Static Drain-Source On-State Resistance (1)	$R_{DS(on)}$			0.025 0.035	Ω	$V_{GS} = -10\text{V}$, $I_D = -5.6\text{A}$ $V_{GS} = -4.5\text{V}$, $I_D = -2.8\text{A}$
Forward Transconductance (1)(3)	g_{fs}		14.4		S	$V_{DS} = -15\text{V}$, $I_D = -5.6\text{A}$
DYNAMIC (3)						
Input Capacitance	C_{iss}		1979		pF	$V_{DS} = -25\text{V}$, $V_{GS} = 0\text{V}$, $f = 1\text{MHz}$
Output Capacitance	C_{oss}		743		pF	
Reverse Transfer Capacitance	C_{rss}		279		pF	
SWITCHING(2) (3)						
Turn-On Delay Time	$t_{d(on)}$		7.6		ns	$V_{DD} = -15\text{V}$, $I_D = -5.6\text{A}$ $R_G = 6.2\Omega$, $V_{GS} = -10\text{V}$
Rise Time	t_r		16.3		ns	
Turn-Off Delay Time	$t_{d(off)}$		94.6		ns	
Fall Time	t_f		39.6		ns	
Gate Charge	Q_g		36		nC	$V_{DS} = -15\text{V}$, $V_{GS} = -5\text{V}$ $I_D = -5.6\text{A}$
Total Gate Charge	Q_g		62.5		nC	$V_{DS} = -15\text{V}$, $V_{GS} = -10\text{V}$ $I_D = -5.6\text{A}$
Gate-Source Charge	Q_{gs}		4.9		nC	
Gate Drain Charge	Q_{gd}		19.6		nC	
SOURCE-DRAIN DIODE						
Diode Forward Voltage (1)	V_{SD}			-0.95	V	$T_j = 25^{\circ}\text{C}$, $I_S = -5.6\text{A}$, $V_{GS} = 0\text{V}$
Reverse Recovery Time (3)	t_{rr}		35		ns	$T_j = 25^{\circ}\text{C}$, $I_F = -5.6\text{A}$, $di/dt = 100\text{A}/\mu\text{s}$
Reverse Recovery Charge(3)	Q_{rr}		39.9		nC	

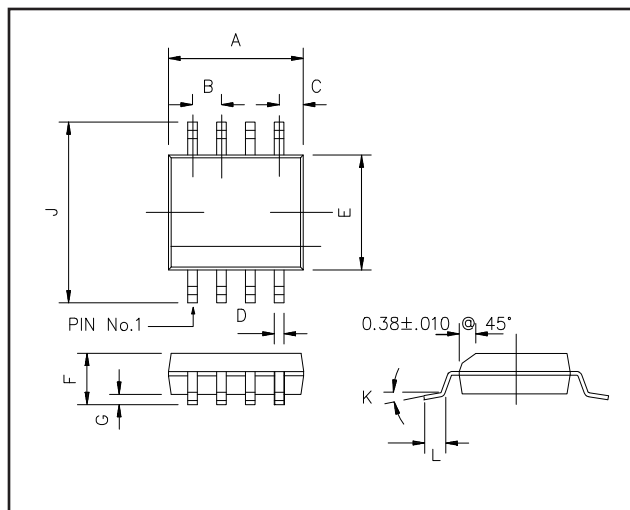
(1) Measured under pulsed conditions. Width=300 μs . Duty cycle $\leq 2\%$.

(2) Switching characteristics are independent of operating junction temperature.

(3) For design aid only, not subject to production testing.

ZXM66P03N8

PACKAGE DIMENSIONS



DIM	Millimetres		Inches	
	Min	Max	Min	Max
A	4.80	4.98	0.189	0.196
B	1.27 BSC		0.05 BSC	
C	0.53 REF		0.02 REF	
D	0.36	0.46	0.014	0.018
E	3.81	3.99	0.15	0.157
F	1.35	1.75	0.05	0.07
G	0.10	0.25	0.004	0.010
J	5.80	6.20	0.23	0.24
K	0°	8°	0°	8°
L	0.41	1.27	0.016	0.050

© Zetex Semiconductors plc 2006

Europe	Americas	Asia Pacific	Corporate Headquarters
Zetex GmbH Streitfeldstraße 19 D-81673 München Germany	Zetex Inc 700 Veterans Memorial Hwy Hauppauge, NY 11788 USA	Zetex (Asia) Ltd 3701-04 Metroplaza Tower 1 Hing Fong Road, Kwai Fong Hong Kong	Zetex Semiconductors plc Zetex Technology Park Chadderton, Oldham, OL9 9LL United Kingdom
Telefon: (49) 89 45 49 49 0 Fax: (49) 89 45 49 49 49 europe.sales@zetex.com	Telephone: (1) 631 360 2222 Fax: (1) 631 360 8222 usa.sales@zetex.com	Telephone: (852) 26100 611 Fax: (852) 24250 494 asia.sales@zetex.com	Telephone (44) 161 622 4444 Fax: (44) 161 622 4446 hq@zetex.com

For international sales offices visit www.zetex.com/offices

Zetex products are distributed worldwide. For details, see www.zetex.com/salesnetwork



This publication is issued to provide outline information only which (unless agreed by the Company in writing) may not be used, applied or reproduced for any purpose or form part of any order or contract or be regarded as a representation relating to the products or services concerned. The Company reserves the right to alter without notice the specification, design, price or conditions of supply of any product or service.



ISSUE 1 - JANUARY 2006

Looking for pricing, stock, or lifecycle information?

Click below to explore more details on WIN SOURCE:

-  [View ZXM66P03N8TA on WIN SOURCE](#)
-  [Diodes Incorporated Information](#)

Optimize Your Supply Chain with WIN SOURCE Solutions

-  Global Sourcing Solution
-  Obsolete Management
-  Cost Control Management
-  Shortage Management
-  Alternative Solution
-  Excess Inventory Management