



**THE DATASHEET OF
ACB1608H-015-T**



EMC Components

Ferrite Beads

SMD

ACB Series

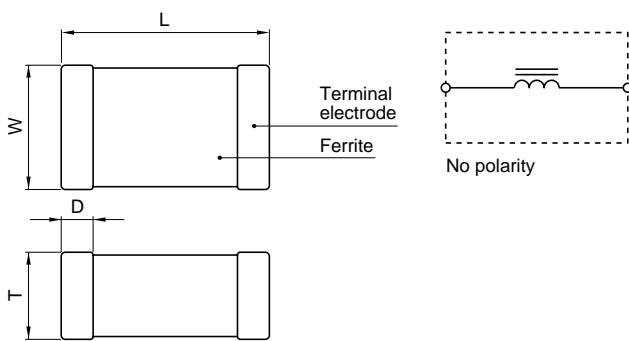
FEATURES

- The ACB series provide effective EMC suppression in signal lines through simple in-series implementation. It is thus ideal for circuits in which it is difficult to bypass high-frequency components to ground.
- Reflection components are highly suppressed through the use of a special ferrite material and an advanced internal structure that minimizes stray capacitance. This product is, therefore, an excel-

lent countermeasure for noise radiation in high-speed digital signal lines.

- The ultra-miniature 1.6×0.8 mm part exhibits a 600Ω impedance at 100MHz, which is the larger type 2012.
- Both the 1608 and 2012 types are available in a large number of impedance values. Different characteristics can thus be achieved without changing PC board land patterns.

SHAPES AND DIMENSIONS/CIRCUIT DIAGRAM

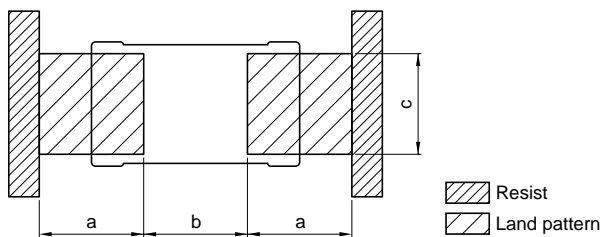


Dimensions in mm

Shape	L	W	T	D
1608	1.6 ± 0.15	$0.8 \pm 0.3, -0.1$	$0.8 \pm 0.3, -0.1$	0.3 ± 0.2
2012	2 ± 0.2	1.25 ± 0.2	0.9 ± 0.2	0.4 ± 0.2

RECOMMENDED PC BOARD PATTERNS

REFLOW AND FLOW SOLDERING



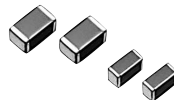
Dimensions in mm

Type	a	b	c
ACB1608	1	0.6	0.8
ACB2012	1	1	1

ELECTRICAL CHARACTERISTICS

Part No.	Impedance (Ω) [100MHz]	DC resistance (Ω)max.	Rated current (mA)max.
ACB1608L-015-□*	$15 \pm 25\%$	0.1	500
ACB1608L-030-□	$30 \pm 25\%$	0.3	400
ACB1608L-060-□	$60 \pm 25\%$	0.4	300
ACB1608L-120-□	$120 \pm 25\%$	0.5	200
ACB1608L-300-□	$300 \pm 25\%$	1.5	200
ACB1608M-040-□	$40 \pm 25\%$	0.3	400
ACB1608M-080-□	$80 \pm 25\%$	0.5	300
ACB1608M-120-□	$120 \pm 25\%$	0.7	200
ACB1608M-300-□	$300 \pm 25\%$	1.2	150
ACB1608M-600-□	$600 \pm 25\%$	1.8	100
ACB1608H-015-□	$15 \pm 25\%$	0.3	400
ACB1608H-030-□	$30 \pm 25\%$	0.4	300
ACB1608H-060-□	$60 \pm 25\%$	0.7	200
ACB1608H-120-□	$120 \pm 25\%$	1.2	150
ACB1608H-300-□	$300 \pm 25\%$	1.8	100
ACB2012L-015-□	$15 \pm 25\%$	0.1	600
ACB2012L-030-□	$30 \pm 25\%$	0.3	500
ACB2012L-060-□	$60 \pm 25\%$	0.4	400
ACB2012L-120-□	$120 \pm 25\%$	0.5	300
ACB2012L-300-□	$300 \pm 25\%$	1	250
ACB2012L-600-□	$600 \pm 25\%$	2	150
ACB2012M-040-□	$40 \pm 25\%$	0.3	500
ACB2012M-080-□	$80 \pm 25\%$	0.4	400
ACB2012M-120-□	$120 \pm 25\%$	0.5	300
ACB2012M-300-□	$300 \pm 25\%$	0.9	200
ACB2012M-600-□	$600 \pm 25\%$	1.3	100
ACB2012H-015-□	$15 \pm 25\%$	0.3	400
ACB2012H-030-□	$30 \pm 25\%$	0.4	300
ACB2012H-060-□	$60 \pm 25\%$	0.5	300
ACB2012H-120-□	$120 \pm 25\%$	0.9	200
ACB2012H-300-□	$300 \pm 25\%$	1.3	100

* □: Packaging style (T: Taping [$\phi 180$ mm reel], TL: Taping [$\phi 330$ mm reel], B: Bulk)



EMC Components

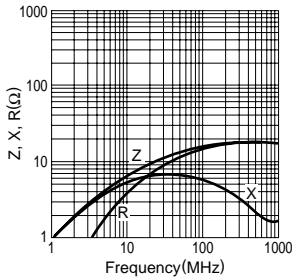
ACB Series

Ferrite Beads SMD

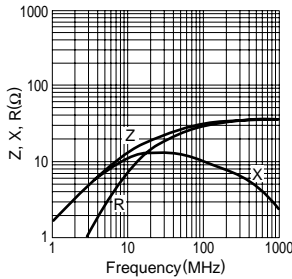
TYPICAL ELECTRICAL CHARACTERISTICS

Z, X, R vs. FREQUENCY CHARACTERISTICS

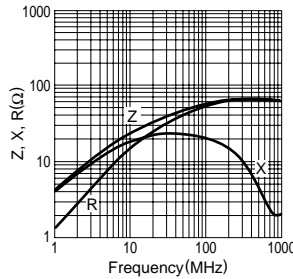
ACB1608L-015



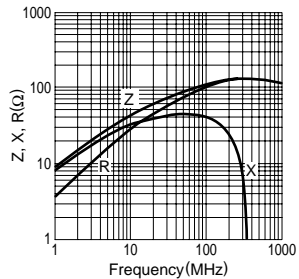
ACB1608L-030



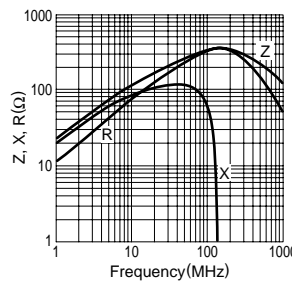
ACB1608L-060



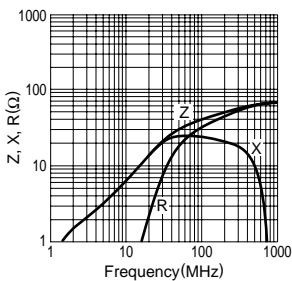
ACB1608L-120



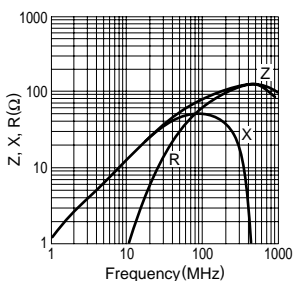
ACB1608L-300



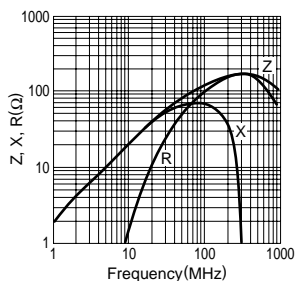
ACB1608M-040



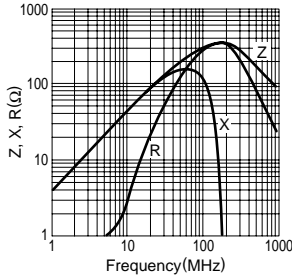
ACB1608M-080



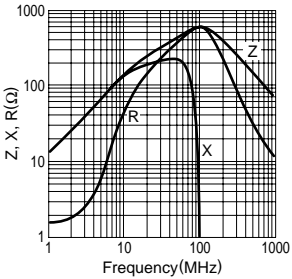
ACB1608M-120



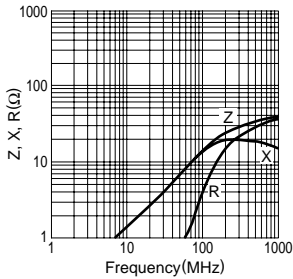
ACB1608M-300



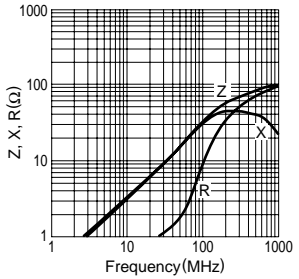
ACB1608M-600



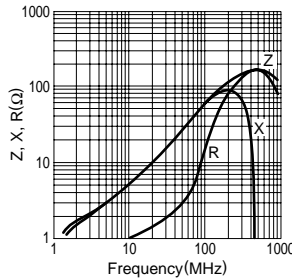
ACB1608H-015



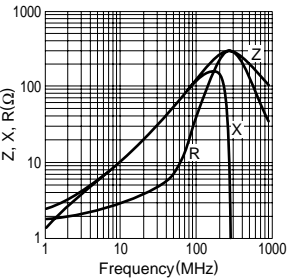
ACB1608H-030



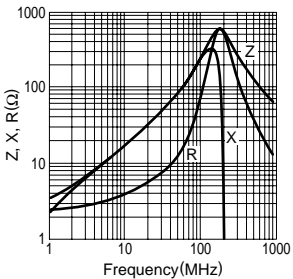
ACB1608H-060



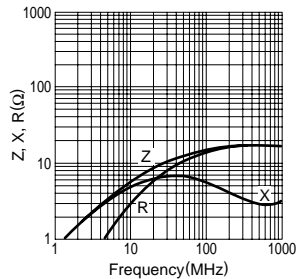
ACB1608H-120



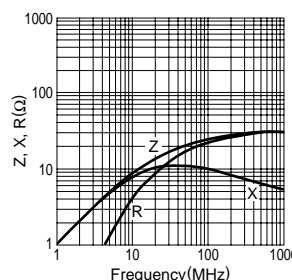
ACB1608H-300



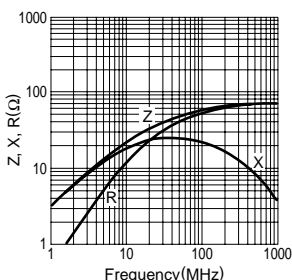
ACB2012L-015



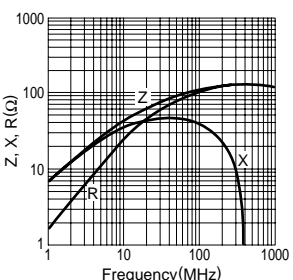
ACB2012L-030



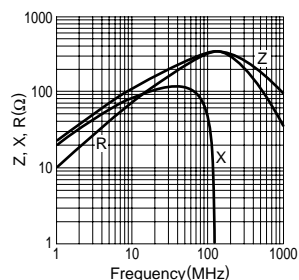
ACB2012L-060



ACB2012L-120



ACB2012L-300



• TEST EQUIPMENT: RF IMPEDANCE ANALYZER YHP4191A

⚠ Specifications which provide more details for the proper and safe use of the described product are available upon request.
All specifications are subject to change without notice.

EMC Components

Ferrite Beads

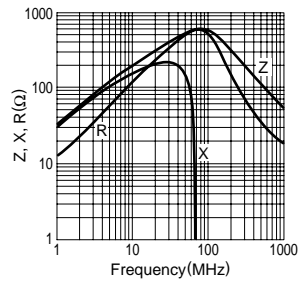
SMD

ACB Series

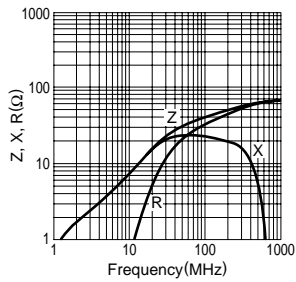
TYPICAL ELECTRICAL CHARACTERISTICS

Z, X, R vs. FREQUENCY CHARACTERISTICS

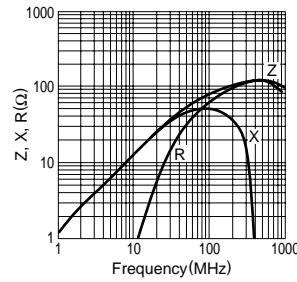
ACB2012L-600



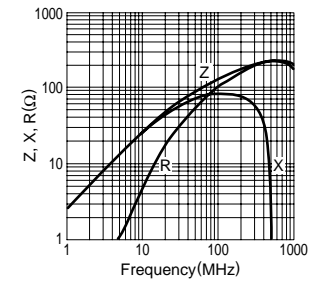
ACB2012M-040



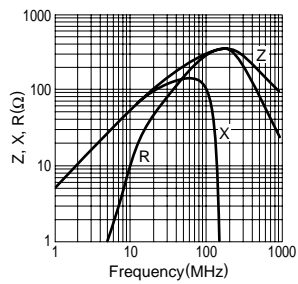
ACB2012M-080



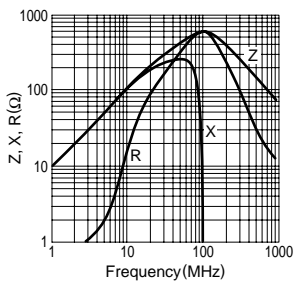
ACB2012M-150



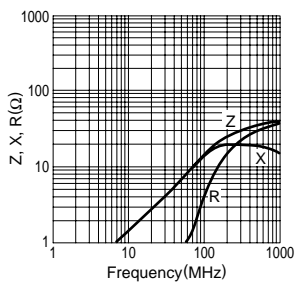
ACB2012M-300



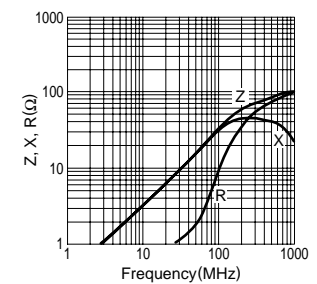
ACB2012M-600



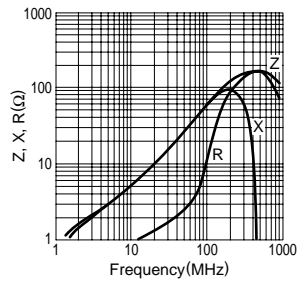
ACB2012H-015



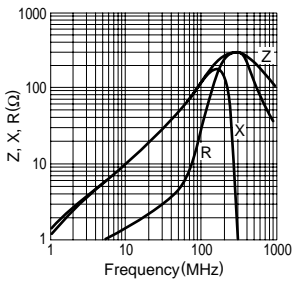
ACB2012H-030



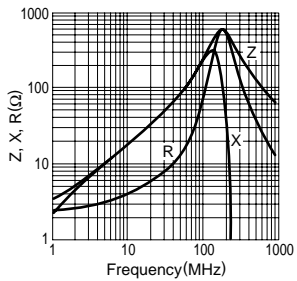
ACB2012H-060



ACB2012H-120





ACB2012H-300



• TEST EQUIPMENT: RF IMPEDANCE ANALYZER YHP4191A

Looking for pricing, stock, or lifecycle information?

Click below to explore more details on WIN SOURCE:

-  [View ACB1608H-015-T on WIN SOURCE](#)
-  [TDK Corporation](#) Information

Optimize Your Supply Chain with WIN SOURCE Solutions

-  Global Sourcing Solution
-  Obsolete Management
-  Cost Control Management
-  Shortage Management
-  Alternative Solution
-  Excess Inventory Management