



**THE DATASHEET OF
RCLAMP1821Z.TNT**



PROTECTION PRODUCTS - Z-Pak™

Description

RailClamp® TVS arrays are ultra low capacitance ESD protection devices designed to protect high speed data interfaces. They are designed to replace 0201 size multilayer varistors (MLVs) in portable applications such as cell phones, notebook computers, and other portable electronics. This device offers desirable characteristics for board level protection including fast response time, low operating and clamping voltage, and no device degradation.

RClamp®1821Z has a maximum capacitance of only 0.8pF. This allows it to be used on circuits operating in excess of 3GHz without signal attenuation.

RClamp1821Z is in a 2-pin SLP0603P2X3B package. It measures 0.6 x 0.3 mm with a nominal height of only 0.25mm. Leads are finished with lead-free NiAu. Each device will protect one line operating at 18 volts. It gives the designer the flexibility to protect single lines in applications where arrays are not practical. The combination of small size and high ESD surge capability makes them ideal for use in portable applications such as cellular phones, digital cameras, and MP3 players.

Features

- ◆ High ESD withstand Voltage: **+/-15kV** (Contact), **+/-18kV** (Air) per **IEC 61000-4-2**
- ◆ Able to withstand over 1000 ESD strikes per IEC 61000-4-2 Level 4
- ◆ Ultra-small **0201 package**
- ◆ Protects one data or power line
- ◆ Low reverse current: <5nA typical (VR=18V)
- ◆ Working voltage: +/- 18V
- ◆ Low capacitance: 0.8pF Maximum
- ◆ Solid-state silicon-avalanche technology

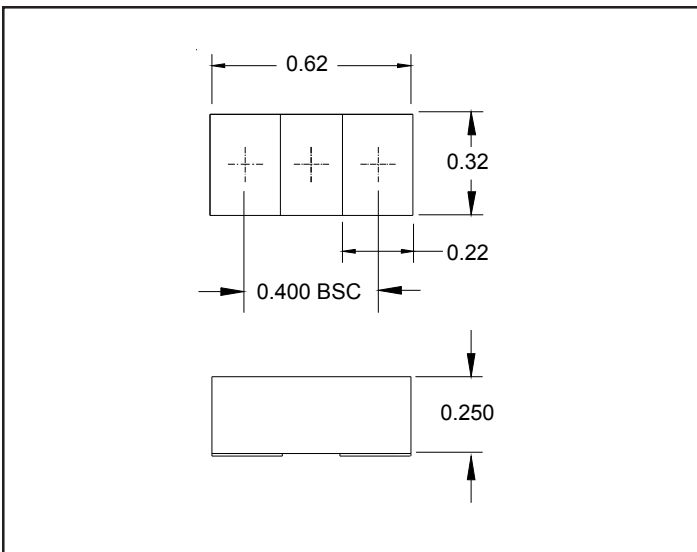
Mechanical Characteristics

- ◆ SLP0603P2X3B package
- ◆ Pb-Free, Halogen Free, RoHS/WEEE Compliant
- ◆ Nominal Dimensions: 0.6 x 0.3 x 0.25 mm
- ◆ Lead Finish: NiAu
- ◆ Marking : Marking code + dot matrix date code
- ◆ Packaging : Tape and Reel

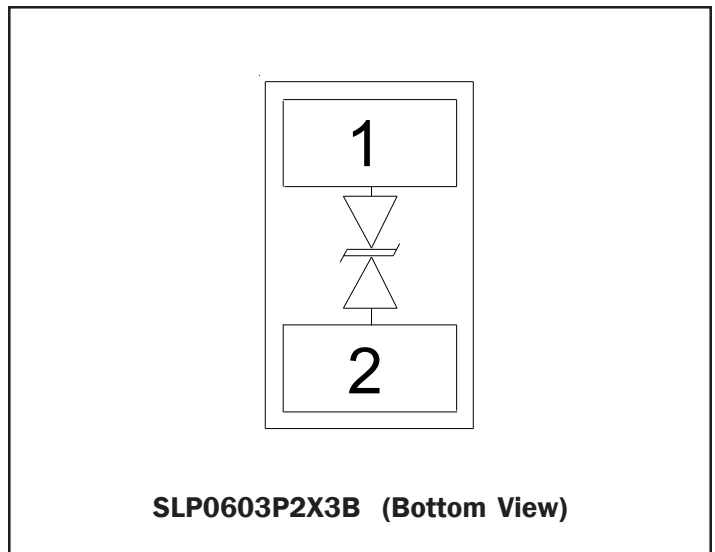
Applications

- ◆ Cellular Handsets & Accessories
- ◆ Near Field Communication (NFC) lines
- ◆ RF signal lines
- ◆ FM Antenna
- ◆ Digital Lines
- ◆ USB VBus

Nominal Dimensions



Schematic



PROTECTION PRODUCTS
Absolute Maximum Rating

Rating	Symbol	Value	Units
Peak Pulse Power (tp = 8/20μs)	P_{pk}	85	Watts
Maximum Peak Pulse Current (tp = 8/20μs)	I_{pp}	2.5	Amps
ESD per IEC 61000-4-2 (Air) ¹ ESD per IEC 61000-4-2 (Contact) ¹	V_{ESD}	+/- 18 +/- 15	kV
Operating Temperature	T_J	-55 to +125	°C
Storage Temperature	T_{STG}	-55 to +150	°C

Electrical Characteristics (T=25°C)

Parameter	Symbol	Conditions	Minimum	Typical	Maximum	Units
Reverse Stand-Off Voltage	V_{RWM}	Pin 1 to 2 or 2 to 1			18	V
Reverse Breakdown Voltage	V_{BR}	$I_t = 1mA$ Pin 1 to 2 or 2 to 1	20	22	24	V
Reverse Leakage Current	I_R	$V_{RWM} = 18V, T=25°C$ Pin 1 to 2 or 2 to 1		5	50	nA
Clamping Voltage	V_C	$I_{pp} = 2.5A, tp = 8/20μs$ Pin 1 to 2 or 2 to 1			34	V
ESD Clamping Voltage ²	V_C	IPP = 4A, tIp = 0.2/100ns		30		V
ESD Clamping Voltage ²	V_C	IPP = 16A, tIp = 0.2/100ns		48		V
Dynamic Resistance ^{2, 3}	R_D	tp = 100ns		1.5		Ohms
Junction Capacitance	C_j	$V_R = 0V, f = 1MHz$		0.63	0.8	pF

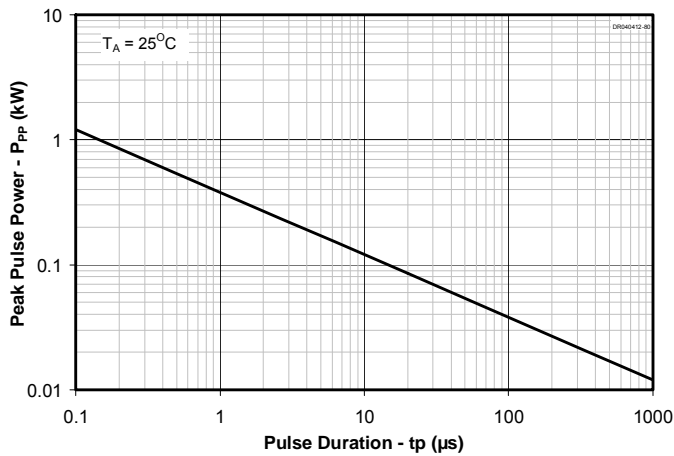
Notes

- 1)ESD gun return path connected to ESD ground reference plane.
- 2)Transmission Line Pulse Test (TLP) Settings: $t_p = 100ns, t_r = 0.2ns, I_{TLP}$ and V_{TLP} averaging window: $t_1 = 70ns$ to $t_2 = 90ns$.
- 3) Dynamic resistance calculated from $I_{TLP} = 4A$ to $I_{TLP} = 16A$

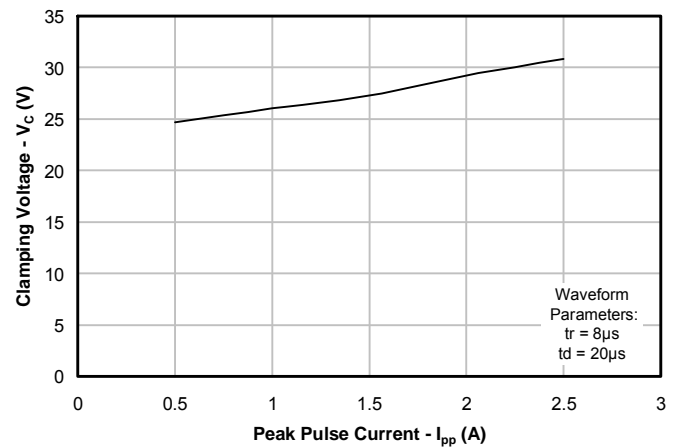
PROTECTION PRODUCTS

Typical Characteristics

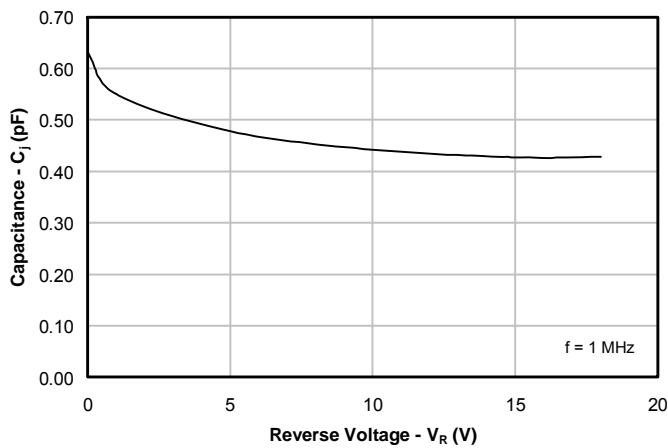
Non-Repetitive Peak Pulse Power vs. Pulse Time



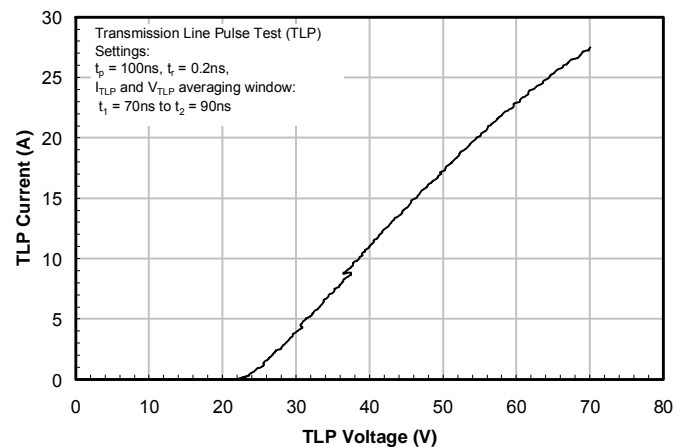
Clamping Voltage vs. Peak Pulse Current (t_p=8/20μs)



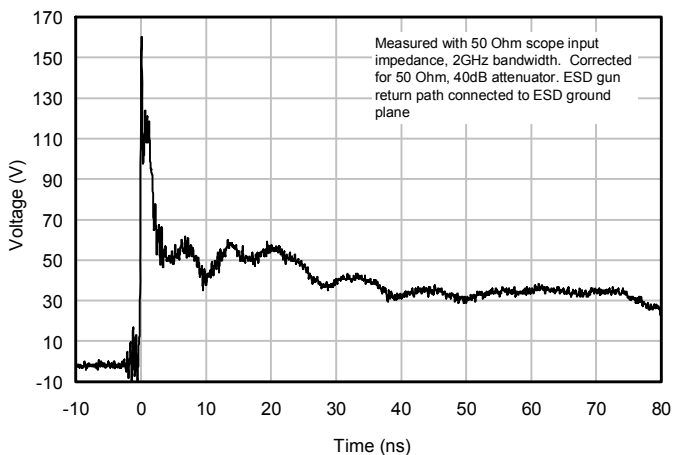
Junction Capacitance vs. Reverse Voltage



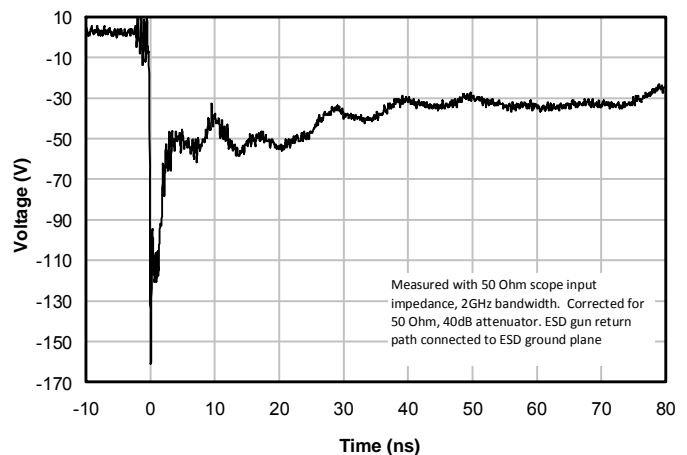
TLP Characteristic



ESD Clamping (+8kV Contact per IEC 61000-4-2)



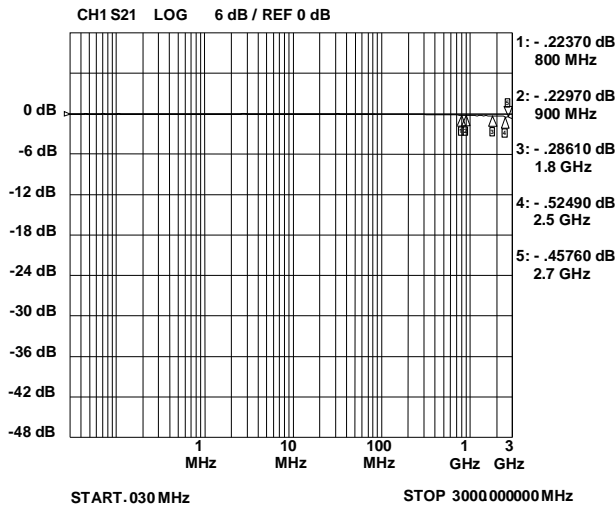
ESD Clamping (-8kV Contact per IEC 61000-4-2)



PROTECTION PRODUCTS

Typical Characteristics

Typical Insertion Loss S21

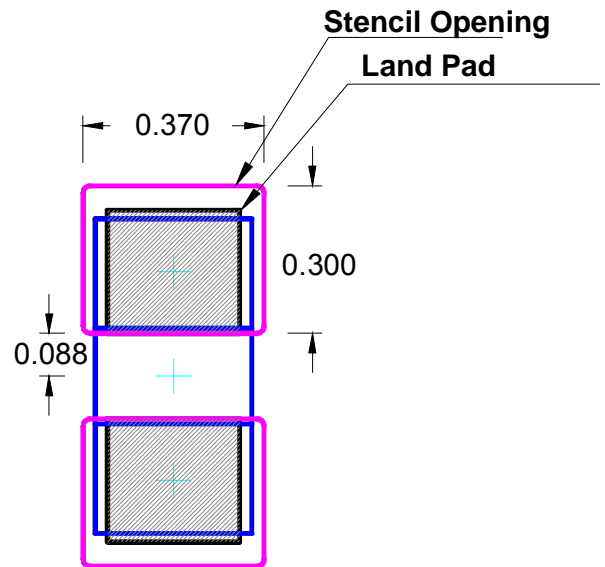


Applications Information

Assembly Guidelines

The small size of this device means that some care must be taken during the mounting process to insure reliable solder joint. The table below provides Semtech's recommended assembly guidelines for mounting this device. The figure at the right details Semtech's recommended aperture based on the below recommendations. Note that these are only recommendations and should serve only as a starting point for design since there are many factors that affect the assembly process. The exact manufacturing parameters will require some experimentation to get the desired solder application.

Assembly Parameter	Recommendation
Solder Stencil Design	Laser cut, Electro-polished
Aperture shape	Rectangular with rounded corners
Solder Stencil Thickness	0.100 mm (0.004")
Solder Paste Type	Type 4 size sphere or smaller
Solder Reflow Profile	Per JEDEC J-STD-020
PCB Solder Pad Design	Non-Solder mask defined
PCB Pad Finish	OSP OR NiAu



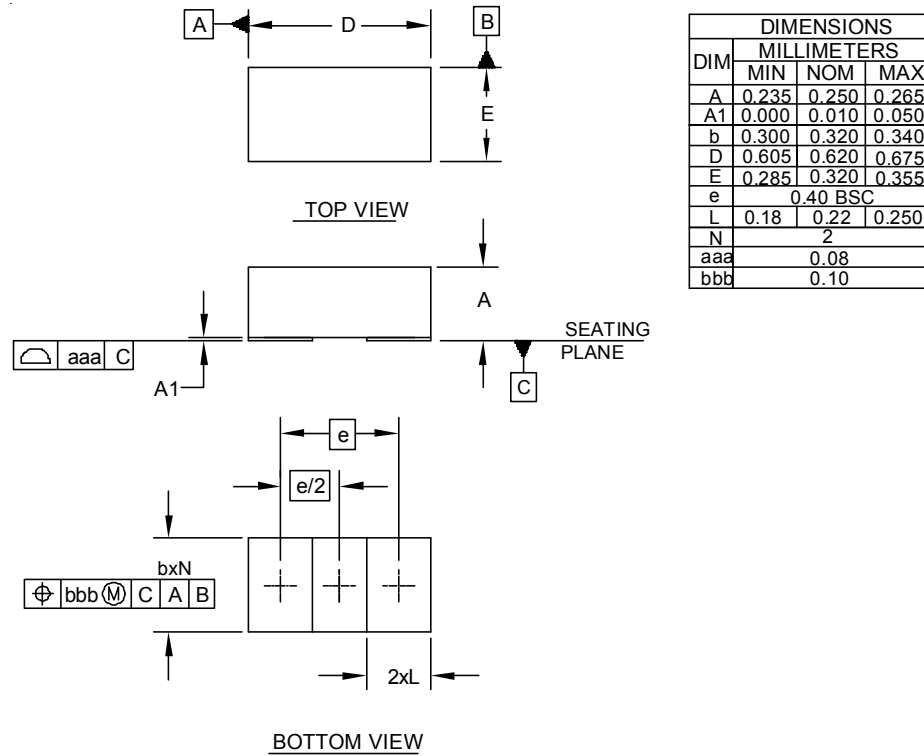
All Dimensions are in mm.

Land Pad. Stencil opening Component

Recommended Stencil Design

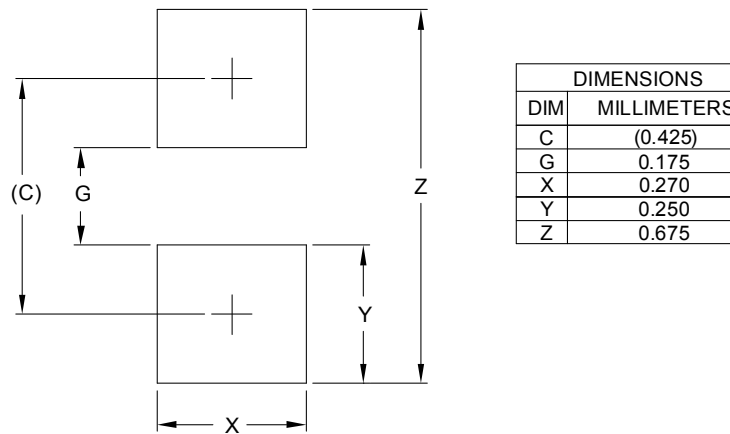
PROTECTION PRODUCTS

Outline Drawing - SLP0603P2X3B



NOTES:
1. CONTROLLING DIMENSIONS ARE IN MILLIMETERS (ANGLES IN DEGREES).


Land Pattern - SLP0603P2X3B



NOTES:
1. CONTROLLING DIMENSIONS ARE IN MILLIMETERS (ANGLES IN DEGREES).
2. THIS LAND PATTERN IS FOR REFERENCE PURPOSES ONLY. CONSULT YOUR MANUFACTURING GROUP TO ENSURE YOUR COMPANY'S MANUFACTURING GUIDELINES ARE MET.

PROTECTION PRODUCTS

Marking Code



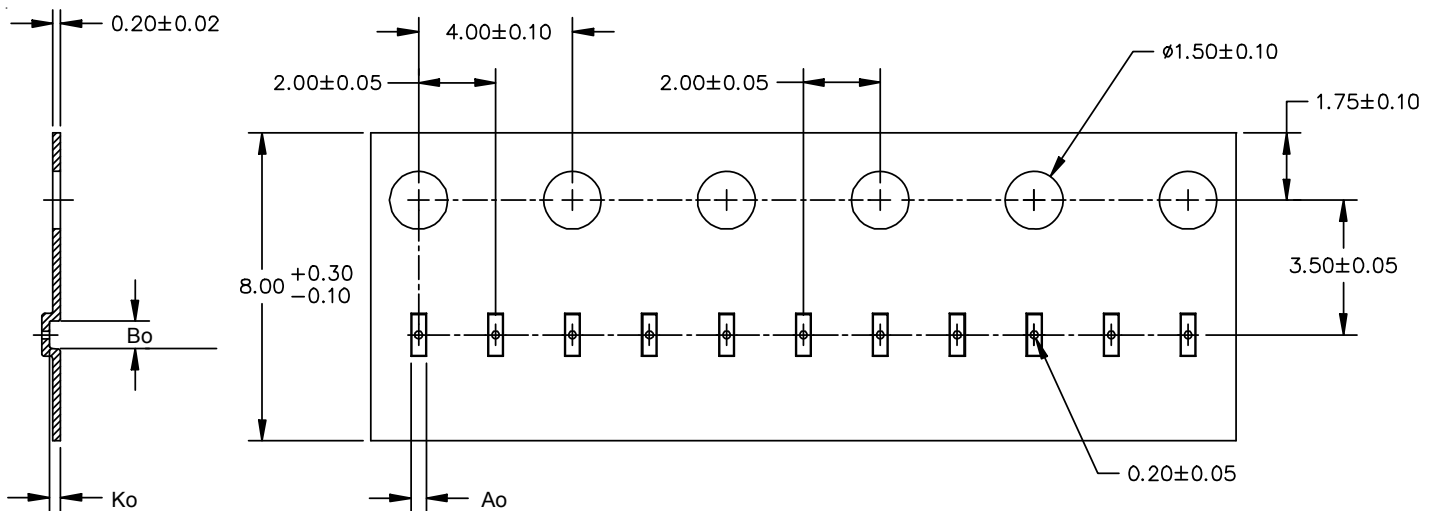
Ordering Information

Part Number	Qty per Reel	Reel Size
RClamp1821Z.TNT	10,000	7 Inch

Notes:
 RailClamp and RClamp are trademarks of Semtech Corporation

Notes:
 1) Dots represent date code matrix and Pin 1 location

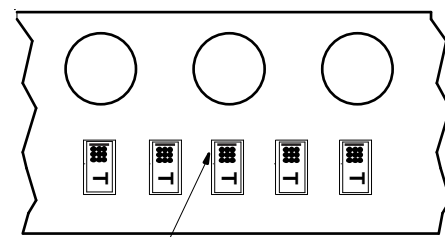
Carrier Tape Specification



A0	B0	K0
0.40 +/-0.05 mm	0.71 +/-0.05 mm	0.29 +/-0.05 mm

Note: All dimensions in mm unless otherwise specified

Device Orientation in Tape



PIN 1 Location
 (Towards Sprocket Holes)

Contact Information

Semtech Corporation
Protection Products Division
200 Flynn Rd., Camarillo, CA 93012
Phone: (805)498-2111 FAX (805)498-3804

Looking for pricing, stock, or lifecycle information?

Click below to explore more details on WIN SOURCE:

- ⊖ [View RCLAMP1821Z.TNT on WIN SOURCE](#)
- ⊖ [Semtech Corporation](#) Information

Optimize Your Supply Chain with WIN SOURCE Solutions

- ✓ Global Sourcing Solution
- ✓ Obsolete Management
- ✓ Cost Control Management
- ✓ Shortage Management
- ✓ Alternative Solution
- ✓ Excess Inventory Management