



THE DATASHEET OF
SK36-7



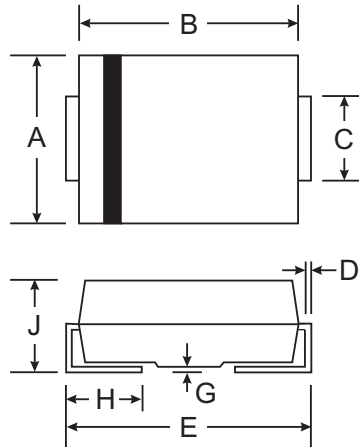
Features

- Guard Ring Construction for Transient Protection
- High Current Capability and Low VF
- Capable of Meeting Environmental Standards of MIL-STD-19500
- Plastic Material - UL Flammability Classification 94V-0

Mechanical Data

- Case: SMC, Molded Plastic
- Moisture sensitivity: Level 1 per J-STD-020A
- Terminals: Solderable per MIL-STD-202, Method 208
- Also Available in Lead Free Plating (Matte Tin Finish). Please see Ordering Information, Note 5, on Page 3
- Polarity: Cathode Band
- Approx. Weight: 0.21 grams

NOT RECOMMENDED FOR
NEW DESIGN, Use B3X0 Series



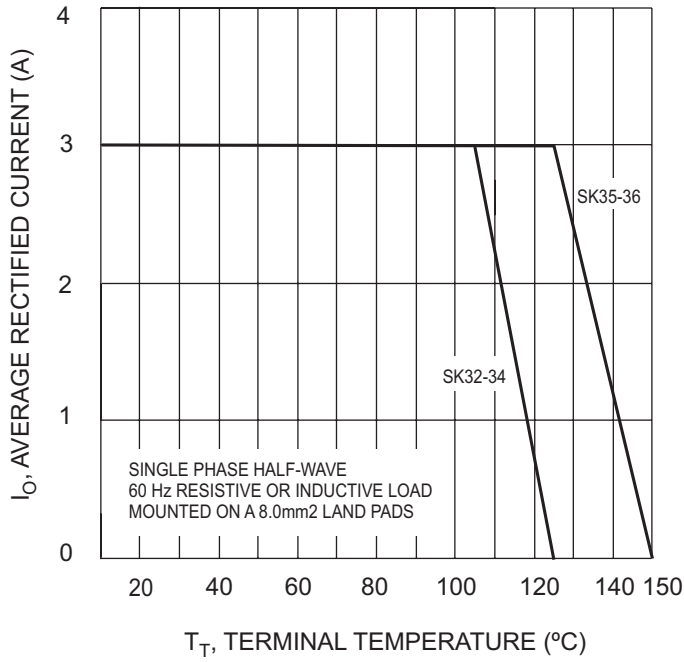
SMC		
Dim	Min	Max
A	5.59	6.22
B	6.60	7.11
C	2.75	3.18
D	0.15	0.31
E	7.75	8.13
G	0.10	0.21
H	0.76	1.52
J	2.00	2.40
All Dimensions in mm		

Maximum Ratings and Electrical Characteristics

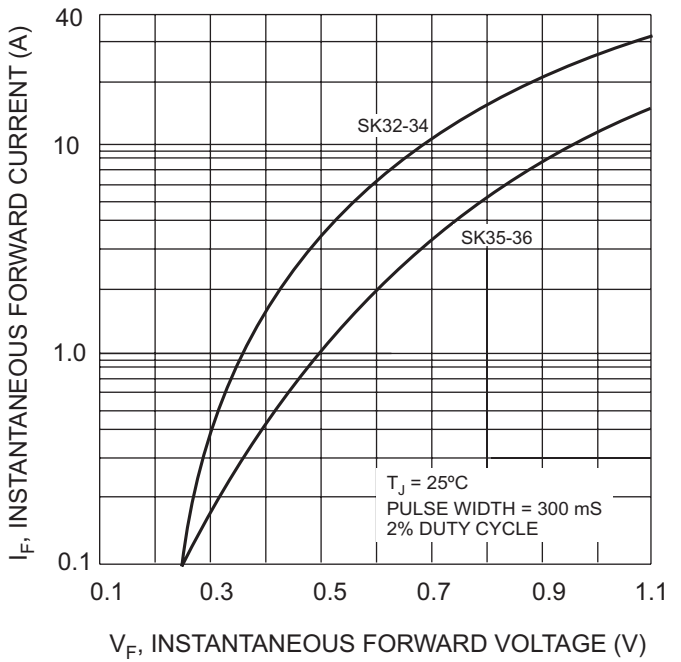
Ratings at 25°C ambient temperature unless otherwise specified.
Single phase, half wave, 60Hz resistive or inductive load.

Characteristic	Symbol	SK32	SK33	SK34	SK35	SK36	Unit
Maximum Recurrent Peak Reverse Voltage	V_{RRM}	20	30	40	50	60	V
Maximum RMS Voltage	V_{RMS}	14	21	28	35	42	V
Maximum DC Blocking Voltage	V_{DC}	20	30	40	50	60	V
Maximum Average Forward Rectified Current (See Fig. 1)	$I_{(AV)}$	3.0					A
Peak Forward Surge Current 8.3 ms single half sine-wave superimposed on rated load (JEDEC Method)	I_{FSM}	100					A
Maximum Instantaneous Forward Voltage at 3.0A (See Note 1)	V_F	0.50			0.75		V
Maximum DC Reverse Current at Rated DC Blocking Voltage (See Note 1)	I_R				0.5 20		mA
Maximum Thermal Resistance (See Note 2)	$R_{\theta JL}$	10					°C/W
	$R_{\theta JA}$	60					
Typical Total Capacitance (See Note 3)	C_T	300					pF
Operating and Storage Temperature Range	T_J, T_{STG}	-65 to +150					°C

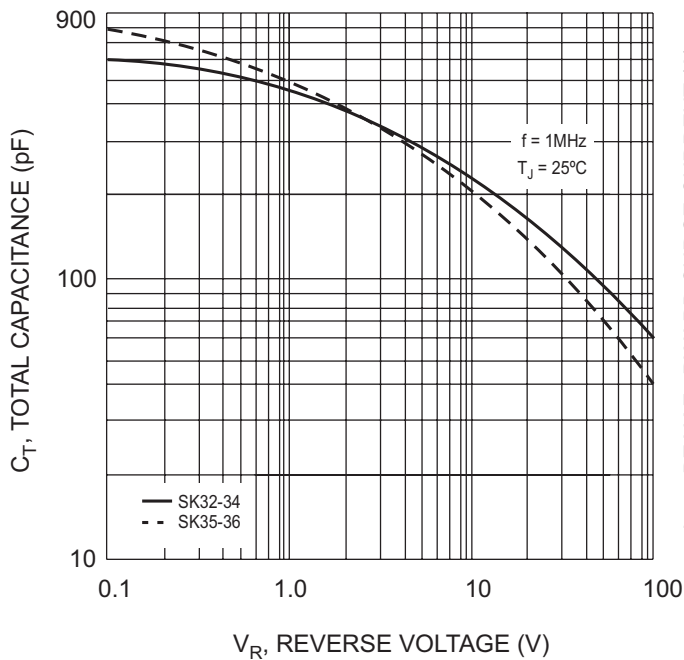
- Notes:
1. Pulse Test Pulse Width 300 μ S, Duty Cycle 2%.
 2. 8.0mm² (0.13mm thick) land pads.
 3. Measured at 1.0MHz and applied reverse voltage of 4.0V.



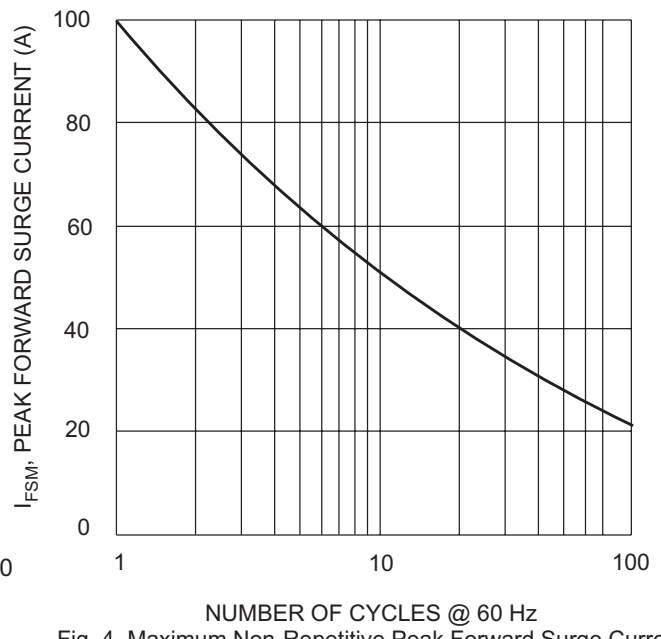
T_T , TERMINAL TEMPERATURE (°C)
Fig. 1 Forward Derating Curve



V_F , INSTANTANEOUS FORWARD VOLTAGE (V)
Fig. 2 Typical Forward Characteristics



V_R , REVERSE VOLTAGE (V)
Fig. 3 Typical Total Capacitance



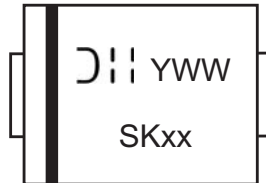
NUMBER OF CYCLES @ 60 Hz
Fig. 4 Maximum Non-Repetitive Peak Forward Surge Current

**NOT RECOMMENDED FOR
NEW DESIGN, Use B3X0 Series**

Ordering Information (Note 4 & 5)

Device*	Packaging	Shipping
SKxx-7	SMC	3000/Tape & Reel

- Notes:
- For Packaging Details, go to our website at <http://www.diodes.com/datasheets/ap02007.pdf>.
 - * xx = Device type, e.g. 32 through 36.
 - For lead free terminal plating part number, please add "-F" suffix to part number above. Example: SK36-7-F.



SKxx = Product type marking code, ex: SK32
D|| = Manufacturers' code marking
YWW = Date code marking
Y = Last digit of year ex: 2 for 2002
WW = Week code 01 to 52

IMPORTANT NOTICE

Diodes Incorporated and its subsidiaries reserve the right to make modifications, enhancements, improvements, corrections or other changes without further notice to any product herein. Diodes Incorporated does not assume any liability arising out of the application or use of any product described herein; neither does it convey any license under its patent rights, nor the rights of others. The user of products in such applications shall assume all risks of such use and will agree to hold Diodes Incorporated and all the companies whose products are represented on our website, harmless against all damages.



LIFE SUPPORT

Diodes Incorporated products are not authorized for use as critical components in life support devices or systems without the expressed written approval of the President of Diodes Incorporated.

**NOT RECOMMENDED FOR
NEW DESIGN, Use B3X0 Series**

Looking for pricing, stock, or lifecycle information?

Click below to explore more details on WIN SOURCE:

-  [View SK36-7 on WIN SOURCE](#)
-  [Diodes Incorporated Information](#)

Optimize Your Supply Chain with WIN SOURCE Solutions

-  Global Sourcing Solution
-  Obsolete Management
-  Cost Control Management
-  Shortage Management
-  Alternative Solution
-  Excess Inventory Management