



**THE DATASHEET OF
P6SMBJ8.2A**



Silicon Avalanche Diodes

600W Surface Mount Transient Voltage Suppressors

RoHS P6SMBJ Series



FEATURES

- RoHS compliant
- For surface mounted applications in order to optimize board space
- Low profile package
- Built-in strain relief
- Glass passivated junction
- Low lead inductance
- Excellent clamping capability
- Repetition Rate (duty cycle): 0.01%
- Fast response time: typically less than 1.0ps from 0 Volts to BV for unidirectional types
- Typical IR less than 1 μ mA above 10V
- High Temperature soldering: 250°C/10 seconds at terminals



Agency Approvals: Recognized under the Components Program of Underwriters Laboratories.

Agency File Number: E128662

MAXIMUM RATINGS AND CHARACTERISTICS

@25°C AMBIENT TEMPERATURE (unless otherwise noted)

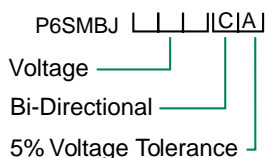
| PARAMETER | SYMBOL | VALUE | UNIT |
|---|-----------------------------------|-------------|-------|
| Peak Reverse Power Dissipation on 1000 μ s waveform (note 1,2, FIG.1) | P _{PPM} | Min 600 | Watts |
| Peak pulse current of on 10\1000 μ s waveform (note 1, FIG.3) | I _{PPM} | SEE TABLE 1 | Amps |
| Peak forward Surge Current, 8.3ms Single Half Sine Wave Superimposed on Rated Load, (JEDEC Method) (note 2.3) | I _{PSM} | 100 | Amps |
| Operating junction and Storage Temperature Range | T _j , T _{sTG} | -55 to +150 | °C |

Note 1. Non-repetitive current pulse, per Fig.3 and derated above T_A = 25°C per Fig.2

Note 2. Mounted on 5.0mm²(0.03mm thick) Copper Pads to each terminal

Note 3. 8.3 ms single half sine-wave, or equivalent square wave, Duty cycle= 4 pulses per minute

ORDERING INFORMATION



Tape and reeled (3000 pcs)

Mechanical Specifications:

- Weight:** 0.003ounce, 0.093 gram
- Case:** JEDEC DO-214AA Molded Plastic over glass passivated junction
- Mounting Position:** Any
- Polarity:** Color band denotes cathode except Bidirectional
- Terminal:** Solder Plated solderable per MIL-STD-750, Method 2026
- Standard Packaging:** 12mm tape (EIA STF RS-481)

Silicon Avalanche Diodes

600W Surface Mount Transient Voltage Suppressors

RoHS P6SMBJ Series



ELECTRICAL SPECIFICATION @ Tamb 25°C

| Part Number (Uni) | Part Number (Bi) | Device Marking Code | | Reverse Stand off Voltage Vr (Volts) | Breakdown Voltage VBR (Volts) @ IT | | Test Current IT (mA) | Maximum Clamping Voltage Vc @ IPP (Volts) | Maximum Peak Pulse Current IPP (A) | Maximum Reverse Leakage IR @ VR (µA) |
|-------------------|------------------|---------------------|-------|--------------------------------------|------------------------------------|--------|----------------------|---|------------------------------------|--------------------------------------|
| | | UNI | BI | | MIN | MAX | | | | |
| | | | | | | | | | | |
| P6SMBJ7.5A | P6SMBJ7.5CA | 7V5A | 7V5CA | 6.40 | 7.13 | 7.88 | 10 | 11.3 | 54.0 | 500 |
| P6SMBJ8.2A | P6SMBJ8.2CA | 8V2A | 8V2CA | 7.02 | 7.79 | 8.61 | 10 | 12.1 | 50.4 | 200 |
| P6SMBJ9.1A | P6SMBJ9.1CA | 9V1A | 9V1CA | 7.78 | 8.65 | 9.55 | 1 | 13.4 | 45.5 | 50 |
| P6SMBJ10A | P6SMBJ10CA | 10A | 10CA | 8.55 | 9.50 | 10.50 | 1 | 14.5 | 42.1 | 10 |
| P6SMBJ11A | P6SMBJ11CA | 11A | 11CA | 9.40 | 10.50 | 11.60 | 1 | 15.7 | 39.1 | 5 |
| P6SMBJ12A | P6SMBJ12CA | 12A | 12CA | 10.20 | 11.40 | 12.60 | 1 | 17.0 | 36.5 | 5 |
| P6SMBJ13A | P6SMBJ13CA | 13A | 13CA | 11.10 | 12.40 | 13.70 | 1 | 18.2 | 33.8 | 5 |
| P6SMBJ15A | P6SMBJ15CA | 15A | 15CA | 12.80 | 14.30 | 15.80 | 1 | 21.2 | 28.8 | 5 |
| P6SMBJ16A | P6SMBJ16CA | 16A | 16CA | 13.60 | 15.20 | 16.80 | 1 | 22.5 | 27.1 | 5 |
| P6SMBJ18A | P6SMBJ18CA | 18A | 18CA | 15.30 | 17.10 | 18.90 | 1 | 25.5 | 24.2 | 5 |
| P6SMBJ20A | P6SMBJ20CA | 20A | 20CA | 17.10 | 19.00 | 21.00 | 1 | 29.0 | 22.0 | 5 |
| P6SMBJ22A | P6SMBJ22CA | 22A | 22CA | 18.80 | 20.90 | 23.10 | 1 | 30.6 | 19.9 | 5 |
| P6SMBJ24A | P6SMBJ24CA | 24A | 24CA | 20.50 | 22.80 | 25.20 | 1 | 33.2 | 18.4 | 5 |
| P6SMBJ27A | P6SMBJ27CA | 27A | 27CA | 23.10 | 25.70 | 28.40 | 1 | 37.5 | 16.3 | 5 |
| P6SMBJ30A | P6SMBJ30CA | 30A | 30CA | 25.60 | 28.50 | 31.50 | 1 | 41.4 | 14.7 | 5 |
| P6SMBJ33A | P6SMBJ33CA | 33A | 33CA | 28.20 | 31.40 | 34.70 | 1 | 45.7 | 13.3 | 5 |
| P6SMBJ36A | P6SMBJ36CA | 36A | 36CA | 30.80 | 34.20 | 38.00 | 1 | 49.9 | 12.2 | 5 |
| P6SMBJ39A | P6SMBJ39CA | 39A | 39CA | 33.30 | 37.00 | 41.40 | 1 | 53.9 | 11.3 | 5 |
| P6SMBJ43A | P6SMBJ43CA | 43A | 43CA | 36.80 | 39.90 | 45.20 | 1 | 59.3 | 10.3 | 5 |
| P6SMBJ47A | P6SMBJ47CA | 47A | 47CA | 40.20 | 44.70 | 49.40 | 1 | 64.8 | 9.4 | 5 |
| P6SMBJ51A | P6SMBJ51CA | 51A | 51CA | 43.60 | 48.50 | 53.60 | 1 | 70.1 | 8.7 | 5 |
| P6SMBJ56A | P6SMBJ56CA | 56A | 56CA | 47.00 | 52.00 | 58.80 | 1 | 77.0 | 7.9 | 5 |
| P6SMBJ62A | P6SMBJ62CA | 62A | 62CA | 50.00 | 56.00 | 65.10 | 1 | 85.0 | 7.2 | 5 |
| P6SMBJ68A | P6SMBJ68CA | 68A | 68CA | 53.10 | 59.40 | 71.40 | 1 | 92.0 | 6.6 | 5 |
| P6SMBJ75A | P6SMBJ75CA | 75A | 75CA | 56.00 | 62.00 | 78.80 | 1 | 103.0 | 5.9 | 5 |
| P6SMBJ82A | P6SMBJ82CA | 82A | 82CA | 59.00 | 67.00 | 86.10 | 1 | 113.0 | 5.4 | 5 |
| P6SMBJ91A | P6SMBJ91CA | 91A | 91CA | 62.00 | 71.80 | 95.50 | 1 | 125.0 | 4.9 | 5 |
| P6SMBJ100A | P6SMBJ100CA | 100A | 100CA | 65.00 | 76.00 | 105.00 | 1 | 137.0 | 4.5 | 5 |
| P6SMBJ110A | P6SMBJ110CA | 110A | 110CA | 68.00 | 80.00 | 116.00 | 1 | 152.0 | 4.0 | 5 |
| P6SMBJ120A | P6SMBJ120CA | 120A | 120CA | 70.00 | 82.00 | 126.00 | 1 | 165.0 | 3.7 | 5 |
| P6SMBJ130A | P6SMBJ130CA | 130A | 130CA | 72.00 | 84.00 | 137.00 | 1 | 179.0 | 3.4 | 5 |
| P6SMBJ150A | P6SMBJ150CA | 150A | 150CA | 78.00 | 92.00 | 158.00 | 1 | 207.0 | 2.9 | 5 |
| P6SMBJ160A | P6SMBJ160CA | 160A | 160CA | 80.00 | 94.00 | 168.00 | 1 | 219.0 | 2.8 | 5 |
| P6SMBJ170A | P6SMBJ170CA | 170A | 170CA | 82.00 | 96.00 | 179.00 | 1 | 234.0 | 2.6 | 5 |
| P6SMBJ180A | P6SMBJ180CA | 180A | 180CA | 84.00 | 98.00 | 189.00 | 1 | 246.0 | 2.5 | 5 |
| P6SMBJ200A | P6SMBJ200CA | 200A | 200CA | 88.00 | 104.00 | 210.00 | 1 | 274.0 | 2.2 | 5 |
| P6SMBJ220A | P6SMBJ220CA | 220A | 220CA | 90.00 | 106.00 | 231.00 | 1 | 328.0 | 1.9 | 5 |
| P6SMBJ250A | P6SMBJ250CA | 250A | 250CA | 95.00 | 113.00 | 263.00 | 1 | 344.0 | 1.8 | 5 |
| P6SMBJ300A | P6SMBJ300CA | 300A | 300CA | 105.00 | 128.00 | 315.00 | 1 | 414.0 | 1.5 | 5 |
| P6SMBJ350A | P6SMBJ350CA | 350A | 350CA | 115.00 | 140.00 | 368.00 | 1 | 482.0 | 1.3 | 5 |
| P6SMBJ400A | P6SMBJ400CA | 400A | 400CA | 125.00 | 150.00 | 420.00 | 1 | 548.0 | 1.1 | 5 |
| P6SMBJ440A | P6SMBJ440CA | 440A | 440CA | 135.00 | 160.00 | 462.00 | 1 | 602.0 | 1.0 | 5 |
| P6SMBJ480A | P6SMBJ480CA | 480A | 480CA | 145.00 | 170.00 | 504.00 | 1 | 658.0 | 0.9 | 5 |
| P6SMBJ510A | P6SMBJ510CA | 510A | 510CA | 150.00 | 175.00 | 535.00 | 1 | 698.0 | 0.9 | 5 |
| P6SMBJ530A | P6SMBJ530CA | 530A | 530CA | 155.00 | 180.00 | 556.50 | 1 | 725.0 | 0.8 | 5 |
| P6SMBJ540A | P6SMBJ540CA | 540A | 540CA | 158.00 | 185.00 | 567.00 | 1 | 740.0 | 0.8 | 5 |
| P6SMBJ550A | P6SMBJ550CA | 550A | 550CA | 160.00 | 190.00 | 577.50 | 1 | 760.0 | 0.8 | 5 |

For bidirectional type having Vrwm of 10 volts and less, the IR limit is double.
For parts without A (VBR is ± 10%).

6
SILICON DIODE ARRAYS

Silicon Avalanche Diodes

600W Surface Mount Transient Voltage Suppressors

RoHS P6SMBJ Series



Ratings and Characteristic Curves $T_A=25^\circ\text{C}$ unless otherwise noted



Fig. 1 Peak Pulse Power Rating



Fig. 2 Pulse Derating Curve



Fig. 3 Pulse Waveform



Fig. 4- Typical Junction Capacitance



Fig. 5- Typ. Transient Thermal Impedance



Fig. 6- Maximum Non-Repetitive Peak Forward Surge Current

Silicon Avalanche Diodes

600W Surface Mount Transient Voltage Suppressors

RoHS P6SMBJ Series



Package Outline Dimensions and Pad Layout

DO-214AA (SMB J-Bend)





OBSOLETE

6
SILICON DIODE
ARRAYS

Looking for pricing, stock, or lifecycle information?

Click below to explore more details on WIN SOURCE:

-  [View P6SMBJ8.2A on WIN SOURCE](#)
-  [Littelfuse Inc. Information](#)

Optimize Your Supply Chain with WIN SOURCE Solutions

-  Global Sourcing Solution
-  Obsolete Management
-  Cost Control Management
-  Shortage Management
-  Alternative Solution
-  Excess Inventory Management