



**THE DATASHEET OF
2N7002PV,115**





Discrete Semiconductors Selection Guide 2010

Diodes, transistors, ESD and signal conditioning devices
Excellence in portfolio and performance



Introducing new package technology

Portable and increasingly smaller end products fuel the race towards more sophisticated functionality in smaller form factors. To support system designers manage this challenge we as NXP develop products that fulfill requirements regarding space constraints, boosted performance and environmental aspects. Have a look at these five new SMD packages that take discretes to the next level:

Leadless powerhouse – SOT1061 and SOT1118

Features

- ▶ Exposed heat sink for excellent thermal and electrical conductivity
- ▶ Power dissipation capability (P_{tot}) of > 1 W
- ▶ Small footprint of 2 x 2 mm and height of 0.65 mm



Products in SOT1061

- 1 and 2 A low V_F Schottky rectifiers, pages 11 and 12
- Low V_{CEsat} (BISS) transistors, pages 57, 59, 64 and 65



Products in SOT1118

- Small-signal MOSFET P-channel and FET-KYs, page 77

FlatPower – SOD123W and SOD128

Features

- ▶ High power ratings due to clip-bonding technology and optimized die design
- ▶ 1 mm low profile, footprint of 2.6 x 1.7 (SOD123W) and 3.8 x 2.5 mm (SOD128)
- ▶ Pad layout compatible with SMA for easy drop-in replacement
- ▶ AEC-Q101 qualified



Products in SOD123W and SOD128

- 400 W and 600 W TVS diodes, pages 44 and 45
- 1 to 5 A low V_F Schottky rectifiers, page 10

Small, strong, perfectly visible – SOD882D

Features

- ▶ Exposed leads facilitate visual inspection of solder joints
- ▶ More rugged and reliable bond between device and PCB board
- ▶ Reduced height down to 0.37 mm and small footprint of 1 x 0.6 mm



Products in SOD882D

- Standard ESD protection devices, page 24

Transfer to halogen-free products

Since 2009 all NXP small-signal discrete SMD packages on the market are “Dark Green”, meaning they are fully RoHS compliant (directive 2002/95/EC) and do not contain halogens or antimony exceeding allowed limits:

Substances	Limit
Antimony Oxides	< 900 ppm
Chlorinated + Brominated Compounds	Σ < 900 ppm

Discrete Semiconductors Selection Guide 2010

Products for general applications

Diodes

Page 7

Protection and signal conditioning

Page 23

Small-signal transistors

Page 47

Standard linear products

Page 67

MOSFETs

Page 71

Packages

Page 87

Index

Page 108

Benefit from interactive features in the online edition of this selection guide: A click on a product type takes you to the corresponding product information page on the NXP website. There you'll find data sheets and other design-support documents. To access the online selection guide, go to www.nxp.com/discrete_selection_guide

Table of Contents

Support tools	6
---------------	---

Diodes 7

Schottky barrier diodes and rectifiers	8
General purpose Schottky diodes ≤ 250 mA	8
Medium power low V_F Schottky rectifiers single ≥ 200 mA	10
Medium power low V_F Schottky rectifiers dual ≥ 200 mA	12
Nomenclature of low V_F (MEGA) Schottky rectifiers	13
Improved forward characteristics of (MEGA) Schottky rectifiers in new packages	13
Low capacitance Schottky diodes	14
PN rectifiers	15
PN rectifiers in SMA, SMB, SMC	15
Zener diodes	16
General purpose Zener diodes	16
Zener diodes specification	17
Switching diodes	18
General purpose switching diodes ≤ 100 V	18
General purpose switching diodes > 100 V	20
Controlled avalanche switching diodes	21
Low leakage current switching diodes	21

Protection and signal conditioning 23

Standard ESD protection devices	24
Low capacitance ESD protection devices	26
ESD protection for very high speed interfaces (< 2 pF)	29
Application specific ESD and ESD/EMI solutions	32
Audio interfaces	32
Video interfaces	33
Multichannel EMI filter, ESD protection for LCD and camera	36
SD-, SIM-card and MMC	38
Battery and charger protection	38
USB, LVDS, SATA, LAN	39
Automotive LIN/CAN/FlexRay	43
TVS diodes	44
TVS diodes, 24 W / 40 W	44
TVS diodes, 400 W	44
TVS diodes, 600 W	45

Small-signal transistors 47

General purpose bipolar transistors	48
Single transistors	48
Double transistors	49
Single and double switching transistors	49
Matched pair transistors	50
High voltage transistors	51
Low noise transistors	51
Darlington transistors	51
Medium frequency transistors	52
Schmitt trigger	52
MOSFET driver	53
Resistor-equipped transistors (RETs)	54
RETs 100 mA single	54
RETs 100 mA double	55
RETs 500 mA	55
Low V_{CEsat} (BISS) RETs	55

Low V_{CEsat} (BISS) transistors	56
--	-----------

Low V_{CEsat} (BISS) transistors single NPN	56
Low V_{CEsat} (BISS) transistors single PNP	58
Low V_{CEsat} (BISS) transistors double	60
Low V_{CEsat} (BISS) load switches	61
High voltage low V_{CEsat} (BISS) transistors	62
Low V_{CEsat} modules - Schottky diode / (BISS) transistor	62
Low V_{CEsat} (BISS) RETs	63
Advantages of low V_{CEsat} (BISS) technology	63

Medium power transistors	64
---------------------------------	-----------

Medium power low V_{CEsat} (BISS) transistors NPN	64
Medium power low V_{CEsat} (BISS) transistors PNP	65
Medium power general purpose transistors	65

Standard linear products 67

Adjustable shunt voltage regulator IC	68
Low-dropout adjustable and fixed linear voltage regulator	69
Discrete voltage regulator	69
Constant current source	70

MOSFETs 71

Small-signal MOSFETs	72
Small-signal MOSFETs single (N-channel) < 50 V	72
Small-signal MOSFETs single (N-channel) ≥ 50 V	74
Small-signal MOSFETs dual (N-channel)	76
Small-signal MOSFETs single (P-channel)	76
Small-signal MOSFETs dual (P-channel) and FET-KYs	76
Power MOSFETs	78
Power MOSFETs single (N-channel)	78
Power MOSFETs single (P-channel)	84
Power MOSFETs dual (N- and P-channel)	85

Packages 87

Package cross reference	88
Packing methods	90
Minimized outline drawings and reflow soldering footprint	96
Package overview	107

Index 108

Support tools

To help you achieve the best, most efficient design-ins with our products, we offer a wide variety of support tools, available on the NXP Semiconductors website.

Application notes

Comprehensive application information:
http://www.nxp.com/all_appnotes

Datasheets

Details on all released products and product families, available for download as pdf files:
http://www.nxp.com/all_datasheets

Sales literature

To find the latest sales literature please go here for downloads:
http://www.nxp.com/all_literature

Sales offices and distributors

Dedicated and skilled sales and distribution teams provide support on a regional level:
<http://www.nxp.com/profile/sales>

Samples

You can order samples directly from our online system. Please register here:
<http://www.nxp.com/help/samples>

Selection Guide – offline version

The pdf file of this selection guide can be downloaded here:
http://www.nxp.com/discrete_selection_guide


Spice models

A selection of our spice models can be found on the internet:
<http://www.nxp.com/models>

X-reference tool

Looking for the most up-to-date information on small-signal discrete, power management, RF and standard logic products?
Then download our x-reference offline tool from the NXP website:
<http://www.nxp.com/search/advanced>

For further design-in support please contact your local sales office.
















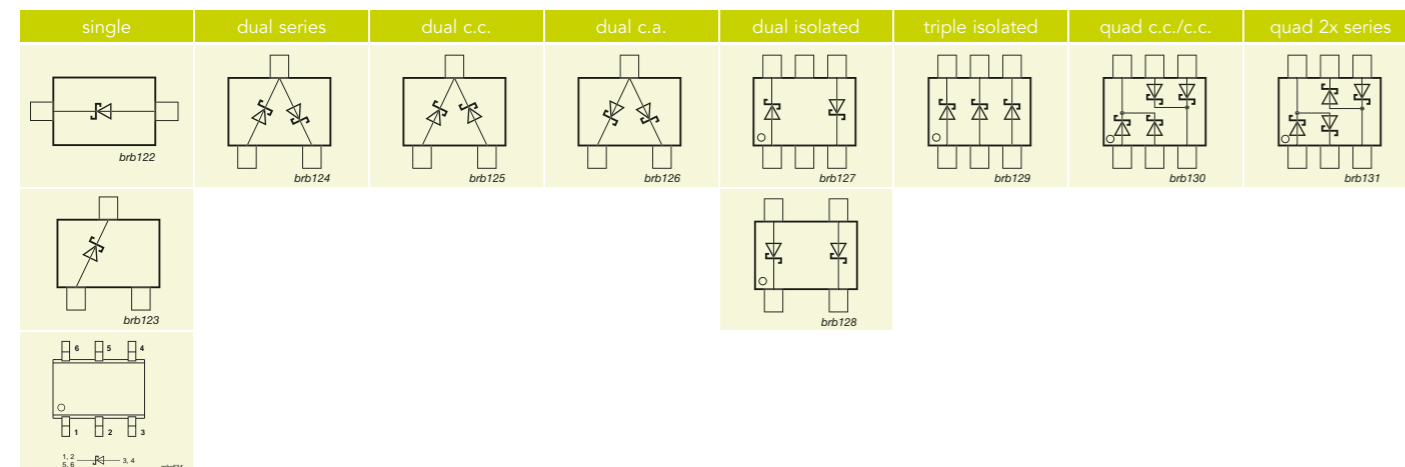
Diodes

Schottky barrier diodes and rectifiers	8
General purpose Schottky diodes ≤ 250 mA	8
Medium power low V_F Schottky rectifiers single ≥ 200 mA	10
Medium power low V_F Schottky rectifiers dual ≥ 200 mA	12
Nomenclature of low V_F (MEGA) Schottky rectifiers	13
Improved forward characteristics of (MEGA) Schottky rectifiers in new packages	13
Low capacitance Schottky diodes	14
PN rectifiers	15
PN rectifiers in SMA, SMB, SMC	15
Zener diodes	16
General purpose Zener diodes	16
Zener diodes specification	17
Switching diodes	18
General purpose switching diodes ≤ 100 V	18
General purpose switching diodes > 100 V	20
Controlled avalanche switching diodes	21
Low leakage current switching diodes	21

General purpose Schottky diodes ≤ 250 mA














types in **bold** represent new products

I _F max (mA)	V _F max (V)	V _F max (mV)	@ I _F (mA)	I _R max (μA)	@ V _R (V)	Package	SOD80C (MiniMelf)	SOD68 (DO-34)	SOT23	SOT143B	SOD123F	SOT323 (SC-70)	SOT363 (SC-88)	SOD323F (SC-90)	SOD323 (SC-76)	SOT666	SOT416 (SC-75)	SOD523 (SC-79)	SOD882/ SOT883 (SC-101)					
																								
							Size (mm)	3.5 x 1.5 x 1.5	3.04 x 1.6 x 0.55	2.9 x 1.3 x 1.0	2.9 x 1.3 x 1.0	2.6 x 1.6 x 1.1	2.0 x 1.25 x 0.95	2.0 x 1.25 x 0.95	1.7 x 1.25 x 0.7	1.7 x 1.25 x 0.95	1.6 x 1.2 x 0.55	1.6 x 0.8 x 0.77	1.2 x 0.8 x 0.6	1.0 x 0.6 x 0.5				
P _{tot} (mW)	300	500	250	250	830	250	300	550	400	300	150	500	250											
70	70	750	10	0.1	50	single			BAS70		BAS70H	BAS70W			1PS76SB70			1PS79SB70	BAS70L					
						dual series			BAS70-04			BAS70-04W												
						dual c.c.			BAS70-05			BAS70-05W												
						dual c.a.			BAS70-06			BAS70-06W												
						dual isolated				BAS70-07						BAS70-07S				BAS70-07V				
						triple isolated														BAS70VV				
120	40	370	1	0.5	30	quad 2x series									BAS70XY									
						single												RB751V40			RB751S40	RB751CS40		
						single			BAS40		BAS40H	BAS40W						1PS76SB40			1PS79SB40	BAS40L		
						dual series			BAS40-04			BAS40-04W												
						dual c.c.			BAS40-05			BAS40-05W									1PS75SB45			
						dual c.a.			BAS40-06			BAS40-06W												
200	30	300	10	30	10	single													1PS79SB31					
						single			BAT754															
		340	10	2	25	dual series			BAT754S															
						dual c.c.			BAT754C															
						dual c.a.			BAT754A															
						triple isolated									BAT754L									
		400	10	2	25	single	BAS85	BAT85	BAT54		BAT54H	BAT54W		BAT54J	1PS76SB10				BAT54T	1PS79SB10	BAT54L			
						dual series			BAT54S			BAT54SW												
						dual c.c.			BAT54C			BAT54CW											BAT54CM	
						dual c.a.			BAT54A			BAT54AW												
						dual isolated				BAT74					BAT74S					BAT74V				
						triple isolated														BAT54VV				
		500	200	30	10	quad c.c./c.c.															BAT54CV			
						quad 2x series									BAT54XY									
600	200	1	10	single															RB521S30					
				single																RB520S30				
300	10	15	30	single			BAT721																	
				dual series			BAT721S																	
				dual c.c.			BAT721C																	
				dual c.a.			BAT721A																	
				single																		1PS79SB30		
				dual series																				
420	30	0.5	25	dual c.c.																				
				dual c.a.																				
				single																				
50	450	10	5	40	single	BAS86	BAT86																	
					single																			
250	100	950	250	18	75					BAT46WH				BAT46WJ										



Medium power low V_F Schottky rectifiers single ≥ 200 mA

types in **bold** represent new products

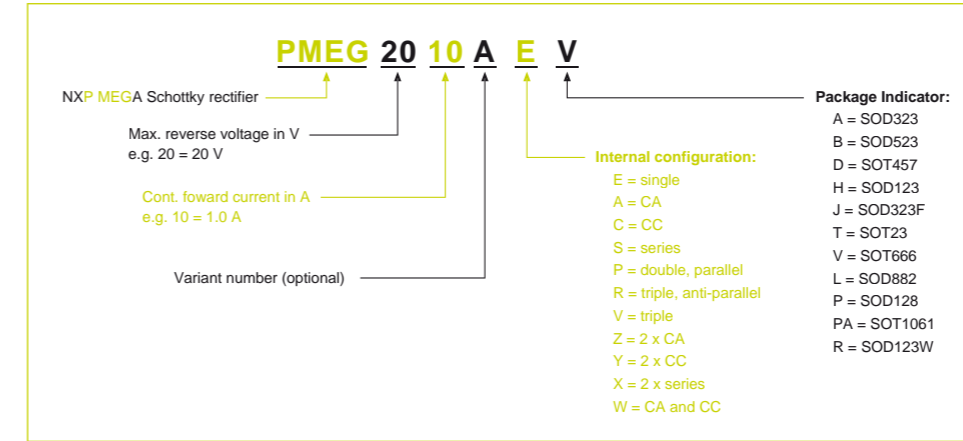
I_F max (A)	V_R max (V)	V_F max (mV) @ I_F max	I_R max (mA) @ V_R max	Package	SOD128	SOD87 (Melf)	SOT457 (SC-74)	SOT23	SOD123W		SOD123F	SOT1061	SOT323 (SC-70)	SOD323 (SC-76)	SOD323F (SC-90)	SOT666	SOD523 (SC-79)	SOD882		
																				
				Size (mm)	3.8 x 2.5 x 1.0	3.5 x 2.05 x 2.05	2.9 x 1.5 x 1.0	2.9 x 1.3 x 1.0	2.6 x 1.7 x 1.0		2.6 x 1.6 x 1.1	2.0 x 2.0 x 0.65	2.0 x 1.25 x 0.95	1.7 x 1.25 x 0.95	1.7 x 1.25 x 0.7	1.6 x 1.2 x 0.55	1.2 x 0.8 x 0.6	1.0 x 0.6 x 0.5		
				P_{tot} (mW) @ 1 cm ²	1050	1000	540	420	950		830	1000	250	570	830	570	450	250		
				Optimization																
0.2	30	480	0.04	low V_F																
	40	600	0.01	low I_R																
	60	600	0.1	low V_F																
0.5	20	390	0.2	low V_F																
		440	1.5	low V_F																
		480	0.01	low I_R																
	30	500	0.03	low I_R																
		430	0.15	low V_F																
		500	0.5	low V_F																
40	470	0.1	low V_F																	
	550	0.1	low V_F																	
1.0	20	340	1	low V_F																
		375	1.9	low V_F																
		430	0.2	low V_F																
		450	0.05	low I_R																
		500	1.0	low V_F																
		550	0.2	low V_F																
	30	620	1.5	low V_F																
		450	1.0	low V_F																
		360	1.5	low V_F																
		450	0.05	low I_R																
		520	0.05	low I_R																
		550	1	low V_F																
	40	560	0.15	low V_F																
		680	0.5	low V_F																
		490	0.05	low V_F																
		600	1.0	low V_F																
		640	0.1	low V_F																
		570	0.05	low I_R																
60	530	0.06	low V_F																	
	650	0.35	low V_F																	
	660	0.05	low I_R																	
1.5	20	660	0.07	low I_R																
	30	550	1.0	low V_F																
2.0	10	460	3.0	low V_F																
		420	1.9	low V_F																
	20	525	0.2	low V_F																
		360	3.0	low V_F																
		420	1.5	low V_F																
		450	0.1	low I_R																
		470	2.5	low V_F																
		520	0.05	low I_R																
	30	620	1.0	low V_F																
		490	0.1	low V_F																
		535	0.1	low V_F																
	40	530	0.15	low V_F																
575		0.25	low V_F																	
3.0	10	530	3.0	low V_F																
	30	360	5.0	low V_F																
		450	0.15	low I_R																
	40	490	0.2	low V_F																
		540	0.1	low I_R																
60	530	0.2	low V_F																	
5.0	30	360	8.0	low V_F																
	40	490	0.3	low V_F																

Medium power low V_F Schottky rectifiers dual ≥ 200 mA

types in **bold** represent new products

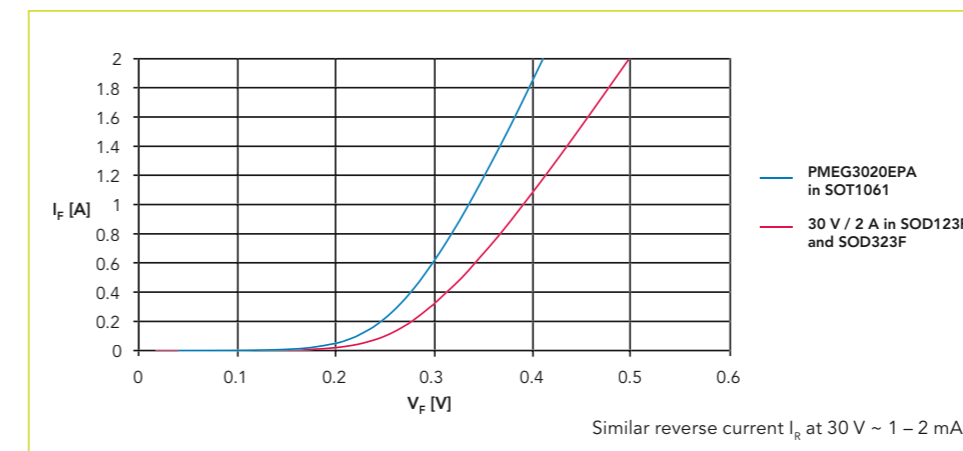
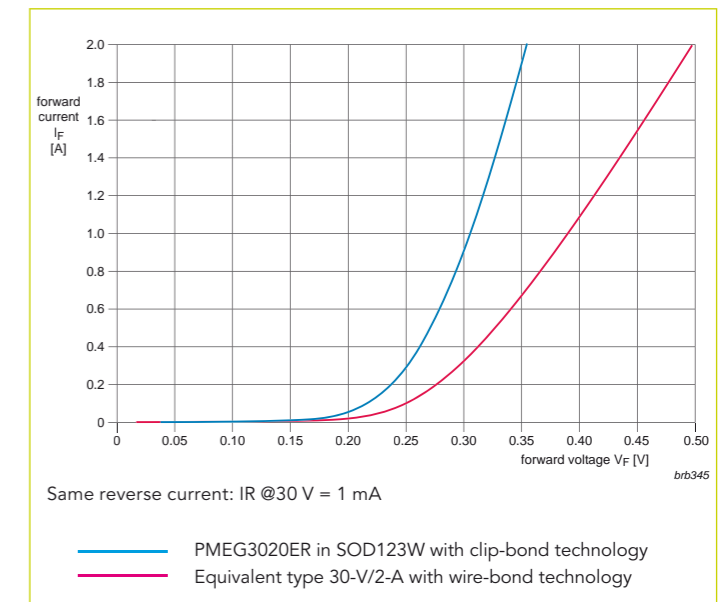
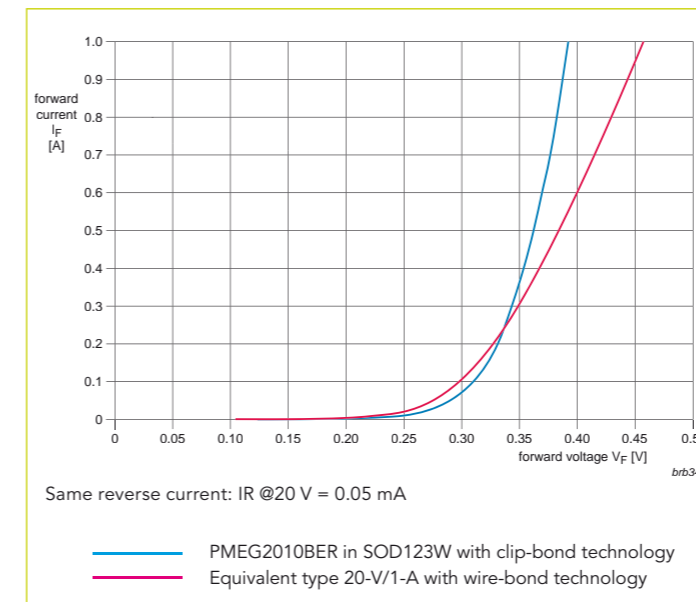
I_F max (A)	V_R max (V)	V_F max (mV) @ I_F max	I_F max (mA) @ V_R max	Optimization	Package	SOT223 (SC-73)	SOT23	SOT1061	SOT666	
						Size (mm)	6.5 x 3.5 x 1.65	2.9 x 1.3 x 1.0	2.0 x 2.0 x 0.65	1.6 x 1.2 x 0.55
						P_{tot} (mW)	1500	250	1000	300
0.2	30	480	0.03	low V_F	dual isolated				PMEG3002TV	
	60	600	0.1	low V_F					PMEG6002TV	
0.5	20	390	0.2	low V_F	dual c.c.		PMEG2005CT			
	30	430	0.15	low V_F			PMEG3005CT			
	40	470	0.1	low V_F			PMEG4005CT			
1.0	25	450	1.0	low V_F	dual series	BAT120S				
				low V_F	dual c.c.	BAT120C				
				low V_F	dual c.a.	BAT120A				
	40	500	0.05	low V_F	dual c.c.			PMEG4010CPA		
				low V_F	dual c.c.			PMEG6010CPA		
	60	650	0.35	low V_F	dual series	BAT160S				
				low V_F	dual c.c.	BAT160C				
				low V_F	dual c.a.	BAT160A				
	2.0	20	420	1.0	low V_F	dual c.c.			PMEG2020CPA	
30		440	2.0	low V_F	dual c.c.			PMEG3020CPA		

Nomenclature of low V_F (MEGA) Schottky rectifiers










Improved forward characteristics of (MEGA) Schottky rectifiers in new packages

NXP low V_F maximum efficiency general applications (MEGA) Schottky rectifiers in new FlatPower SOD123W and medium power leadless SOT1061 package





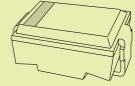
Low capacitance Schottky diodes

I_F max (mA)	V_R max (V)	V_F max (mV) @ I_F (mA)	C_d max (pF) @ $V_R = 0$ V	Package	SOT23	SOT323 (SC-70)	SOT363 (SC-88)	SOD323 (SC-76)	SOT666	SOD523 (SC-79)	SOD882
											
					Size (mm)	2.9 x 1.3 x 1.0	2.0 x 1.25 x 0.95	2.0 x 1.25 x 0.95	1.7 x 1.25 x 0.95	1.6 x 1.2 x 0.55	1.2 x 0.8 x 0.6
P_{tot} (mW)					250	250	300	400	300	500	250
30	4	450	1	single	BAT17						
				single			1PS76SB17		1PS79SB17		
				triple isolated				1PS66SB17			
				dual series	PMBD353 PMBD354 ¹⁾						
	15	340	1	single		1PS70SB82				1PS10SB82	
				triple isolated			1PS88SB82		1PS66SB82		
				dual series		1PS70SB84					
				dual c.c.		1PS70SB85					
		dual c.a.		1PS70SB86							

¹⁾ diodes have matched capacitance

PN rectifiers in SMA, SMB, SMC

types in **bold** represent new products

Package	SOD131 (SMA)				SOD132 (SMB)			SOD133 (SMC)			
											
Size (mm)	4.25 x 2.67 x 2.14				4.32 x 3.62 x 2.29			6.86 x 5.91 x 2.34			
t_r (ns)	30	60	300	2000	30	300	2000	30	60	300	2000
V_R max (V)	I_F max (A)										
50	1	ES1A	US1A	RS1A	S1A						
	1.5			RS2AA		RS2A	S2A				
	2					ES2A					
	3							ES3A	US3A	RS3A	S3A
100	1	ES1B	US1B	RS1B	S1B						
	1.5			RS2BA		RS2B	S2B				
	2					ES2B					
	3							ES3B	US3B	RS3B	S3B
200	1	ES1D	US1D	RS1D	S1D						
	1.5		US2DA	RS2DA	S2DA		RS2D	S2D			
	2					ES2D					
	3							ES3D	US3D	RS3D	S3D
400	1	ES1G	US1G	RS1G	S1G						
	1.5		US2GA	RS2GA	S2GA		RS2G	S2G			
	2					ES2G					
	3							ES3G	US3G	RS3G	S3G
600	1		US1J	RS1J	S1J		RS2J	S2J			
	1.5		US2JA	RS2JA	S2JA						
	3								US3J	RS3J	S3J
800	1		US1K	RS1K	S1K		RS2K	S2K			
	1.5			RS2KA	S2KA						
	3								US3K	RS3K	S3K
1000	1		US1M	RS1M	S1M		RS2M	S2M			
	1.5			RS2MA	S2MA						
	3								US3M	RS3M	S3M

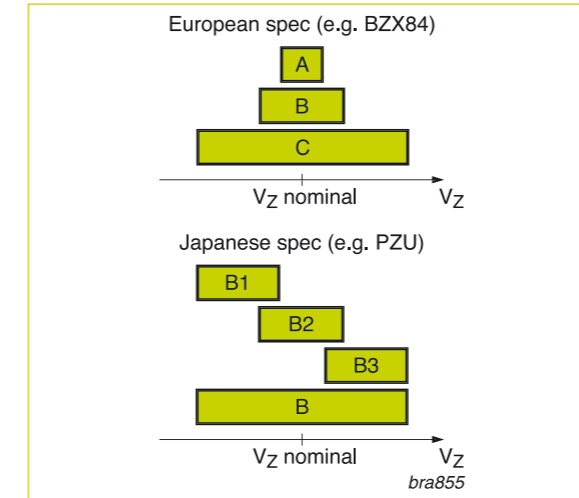
General purpose Zener diodes

types in **bold** represent new products

I_f max (mA)	P_{ZSM} (W)	V_Z nom (V)	V_Z tolerance	Note	Configuration	Series	Package	Size (mm)	P_{tot} (mW)
500	-	3.3~24	C	Eur	single	1N47xxA series	SOD66 (DO-41)	4.8 x 2.6 x 0.81	1000
	60	3.6~75				BZV85 series			
250	-	2.4~36	about 2 %	special	single	NZX series	SOD27 (DO-35)	4.25 x 1.85 x 0.56	400
	40	2.4~75	B, C	Eur		BZX79 series			
400	40	2.4~75	C	Eur	single	BZV90 series	SOT223 (SC-73)	6.5 x 3.5 x 1.65	1500
250	40	2.4~75	C	Eur	single	BZV49 series	SOT89 (SC-62)	4.5 x 2.5 x 1.5	1000
250	40	2.4~75	B, C	Eur	single	BZV55 series	SOD80C (MiniMelf)	3.5 x 1.5 x 1.5	300
200	40	2.4~75	B, C	Eur	dual c.a.	BZB84 series	SOT23	2.9 x 1.3 x 1.0	250
			A, B, C		single	BZX84 series			
250	30	5~6.8	0.2 V	Ave	single	PLVA600A series	SOT23	2.9 x 1.3 x 1.0	250
			0.2 V	Ave	dual c.a.	PLVA2600A series			
250	-	3.0~30	about 2.5 %	special	single	NZH series	SOD123F	2.6 x 1.6 x 1.1	830
	40	2.4~75	C	Eur		BZT52H series			
200	40	2.7~24	B2	Jap	dual isolated	PZUxDB2 series	SOT353 (SC-88A)	2.0 x 1.25 x 0.95	300
200	40	2.4~15	C	Eur	dual c.a.	BZB784 series	SOT323 (SC-70)	2.0 x 1.25 x 0.95	350
200	30	100	C	Eur	back-to-back	BZB100A	SOD323 (SC-76)	1.7 x 1.25 x 0.95	300
	40	2.4~36	B2	Jap	single	PDZ-B series			
250	40	2.4~75	B, C	Eur	single	BZX384 series	SOD323 (SC-76)	1.7 x 1.25 x 0.95	300
200	40	2.4~36	B, B1, B2, B3	Jap	single	PZUxBA series			
200	60	100	C	Eur	single	BZB100A	SOD323F (SC-90)	1.7 x 1.25 x 0.7	550
200	40	2.4~36	B, B1, B2, B3	Jap	single	PZUxB series			
250	40	2.4~75	B, C	Eur	single	BZX84J series	SOD323F (SC-90)	1.7 x 1.25 x 0.7	550
200	40	2.4~15	C	Eur	dual c.a.	BZB984 series			
200	40	2.4~75	B, C	Eur	single	BZX585 series	SOD523 (SC-79)	1.2 x 0.8 x 0.6	300
200	40	2.4~75	B, C	Eur	single	BZX884 series	SOD882	1.0 x 0.6 x 0.5	250
		2.4~36	B, B2	Jap		PZUxBL series			

Notes:
 Jap: B selection: app. 5 % V_Z tolerance, B1, B2, B3 selections: app. 2 % V_Z tolerance in sequential intervals
 Eur: A selection: app. 1 % V_Z tolerance, B selection: app. 2 % V_Z tolerance, C selection: app. 5 % V_Z tolerance; the selections are in overlapping intervals
 Ave: low voltage avalanche regulator diodes
 dual c.a.: dual common anode

Differences in Zener specification



BZX-series, European spec

y =	C-series ± 5 % V_Z (V)	B-series ± 2 % V_Z (V)	A-series ± 1 % V_Z (V)
BZX84-y2V4	2.2 - 2.6	2.35 - 2.45	2.37 - 2.43
BZX84-y2V7	2.5 - 2.9	2.65 - 2.75	2.67 - 2.73
BZX84-y3V0	2.8 - 3.2	2.94 - 3.06	2.97 - 3.03
BZX84-y3V3	3.1 - 3.5	3.23 - 3.37	3.26 - 3.34
BZX84-y3V6	3.4 - 3.8	3.53 - 3.67	3.56 - 3.64
BZX84-y3V9	3.7 - 4.1	3.82 - 3.98	3.86 - 3.94
BZX84-y4V3	4 - 4.6	4.21 - 4.39	4.25 - 4.35
BZX84-y4V7	4.4 - 5	4.61 - 4.79	4.65 - 4.75
BZX84-y5V1	4.8 - 5.4	5 - 5.2	5.04 - 5.16
BZX84-y5V6	5.2 - 6	5.49 - 5.71	5.54 - 5.66
BZX84-y6V2	5.8 - 6.6	6.08 - 6.32	6.13 - 6.27
BZX84-y6V8	6.4 - 7.2	6.66 - 6.94	6.73 - 6.87
BZX84-y7V5	7 - 7.9	7.35 - 7.65	7.42 - 7.58
BZX84-y8V2	7.7 - 8.7	8.04 - 8.36	8.11 - 8.29
BZX84-y9V1	8.5 - 9.6	8.92 - 9.28	9 - 9.2
BZX84-y10	9.4 - 10.6	9.8 - 10.2	9.9 - 10.1
BZX84-y11	10.4 - 11.6	10.8 - 11.2	10.8 - 11.11
BZX84-y12	11.4 - 12.7	11.8 - 12.2	11.88 - 12.12
BZX84-y13	12.4 - 14.1	12.7 - 13.3	12.87 - 13.13
BZX84-y15	13.8 - 15.6	14.7 - 15.3	14.85 - 15.15
BZX84-y16	15.3 - 17.1	15.7 - 16.3	-
BZX84-y18	16.8 - 19.1	17.6 - 18.4	-
BZX84-y20	18.8 - 21.2	19.6 - 20.4	19.8 - 20.2
BZX84-y22	20.8 - 23.3	21.6 - 22.4	-
BZX84-y24	22.8 - 25.6	23.5 - 24.5	-
BZX84-y27	25.1 - 28.9	26.5 - 27.5	26.73 - 27.27
BZX84-y30	28 - 32	29.4 - 30.6	-
BZX84-y33	31 - 35	32.3 - 33.7	-
BZX84-y36	34 - 38	35.3 - 36.7	35.64 - 36.36
BZX84-y39	37 - 41	38.2 - 39.8	38.61 - 39.39
BZX84-y43	40 - 46	42.1 - 43.9	42.57 - 43.43
BZX84-y47	44 - 50	46.1 - 47.9	-
BZX84-y51	48 - 54	50 - 52	50.49 - 51.51
BZX84-y56	52 - 60	54.9 - 57.1	-
BZX84-y62	58 - 66	60.8 - 63.2	-
BZX84-y68	64 - 72	66.6 - 69.4	-
BZX84-y75	70 - 79	73.5 - 76.5	74.25 - 75.75


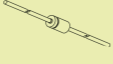



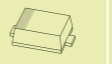






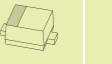



















PZU-series in SOD323F, Japanese spec

y =	B-series ± 5 % V_Z (V)	B1-series ± 2 % V_Z (V)	B2-series ± 2 % V_Z (V)	B3-series ± 2 % V_Z (V)
PZU2.4y	2.3 - 2.6	-	-	-
PZU2.7y	2.5 - 2.9	2.5 - 2.75	2.65 - 2.9	-
PZU3.0y	2.8 - 3.2	2.8 - 3.05	2.95 - 3.2	-
PZU3.3y	3.1 - 3.5	3.1 - 3.35	3.25 - 3.5	-
PZU3.6y	3.4 - 3.8	3.4 - 3.65	3.55 - 3.8	-
PZU3.9y	3.7 - 4.1	3.7 - 3.97	3.87 - 4.1	-
PZU4.3y	4.01 - 4.48	4.01 - 4.21	4.15 - 4.34	4.28 - 4.48
PZU4.7y	4.42 - 4.9	4.42 - 4.61	4.55 - 4.75	4.69 - 4.9
PZU5.1y	4.84 - 5.37	4.84 - 5.04	4.98 - 5.2	5.14 - 5.37
PZU5.6y	5.31 - 5.92	5.31 - 5.55	5.49 - 5.73	5.67 - 5.92
PZU6.2y	5.86 - 6.53	5.86 - 6.12	6.06 - 6.33	6.26 - 6.53
PZU6.8y	6.47 - 7.14	6.47 - 6.73	6.65 - 6.93	6.86 - 7.14
PZU7.5y	7.06 - 7.84	7.06 - 7.36	7.28 - 7.6	7.52 - 7.84
PZU8.2y	7.76 - 8.64	7.76 - 8.1	8.02 - 8.36	8.28 - 8.64
PZU9.1y	8.56 - 9.55	8.56 - 8.93	8.85 - 9.23	9.15 - 9.55
PZU10y	9.45 - 10.55	9.45 - 9.87	9.77 - 10.21	10.11 - 10.55
PZU11y	10.44 - 11.56	10.44 - 10.88	10.76 - 11.22	11.14 - 11.56
PZU12y	11.42 - 12.6	11.42 - 11.9	11.74 - 12.24	12.08 - 12.6
PZU13y	12.47 - 13.96	12.47 - 13.03	12.91 - 13.49	13.37 - 13.96
PZU14y	-	-	13.7 - 14.3	-
PZU15y	13.84 - 15.52	13.84 - 14.46	14.34 - 14.98	14.85 - 15.52
PZU16y	15.37 - 17.09	15.37 - 16.01	15.85 - 16.51	16.35 - 17.09
PZU18y	16.94 - 19.03	16.94 - 17.7	17.56 - 18.35	18.21 - 19.03
PZU20y	18.86 - 21.08	18.86 - 19.7	19.52 - 20.39	20.21 - 21.08
PZU22y	20.88 - 23.17	20.88 - 21.77	21.54 - 22.47	22.23 - 23.17
PZU24y	22.93 - 25.57	22.93 - 23.96	23.72 - 24.78	24.54 - 25.57
PZU27y	25.1 - 28.9	-	-	-
PZU30y	28 - 32	-	-	-
PZU33y	31 - 35	-	-	-
PZU36y	34 - 38	-	-	-

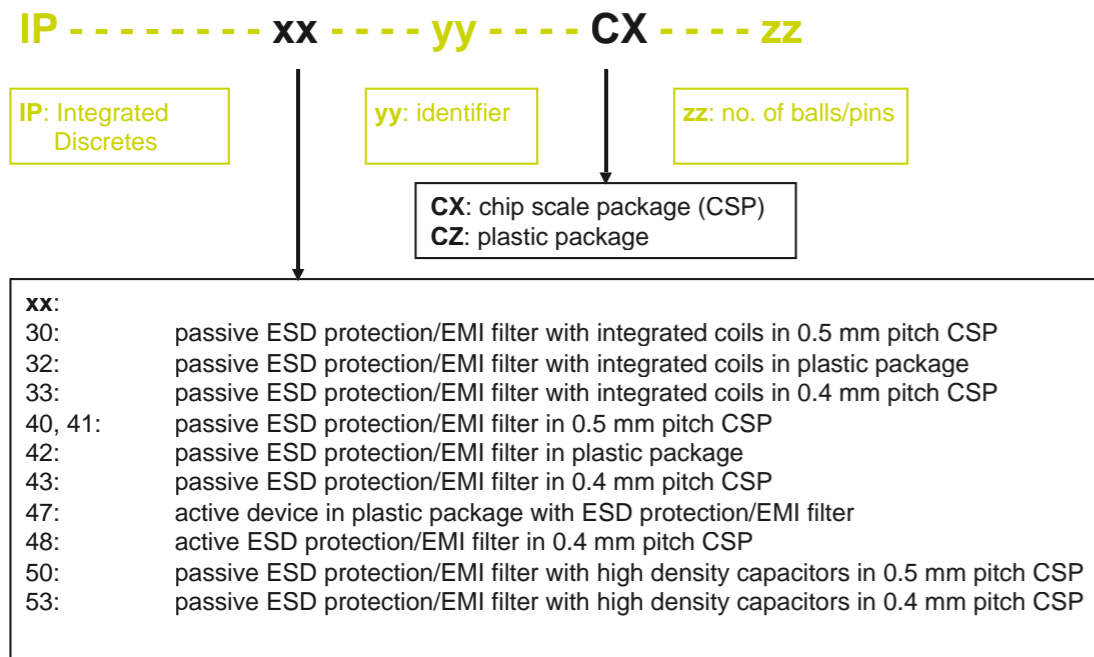
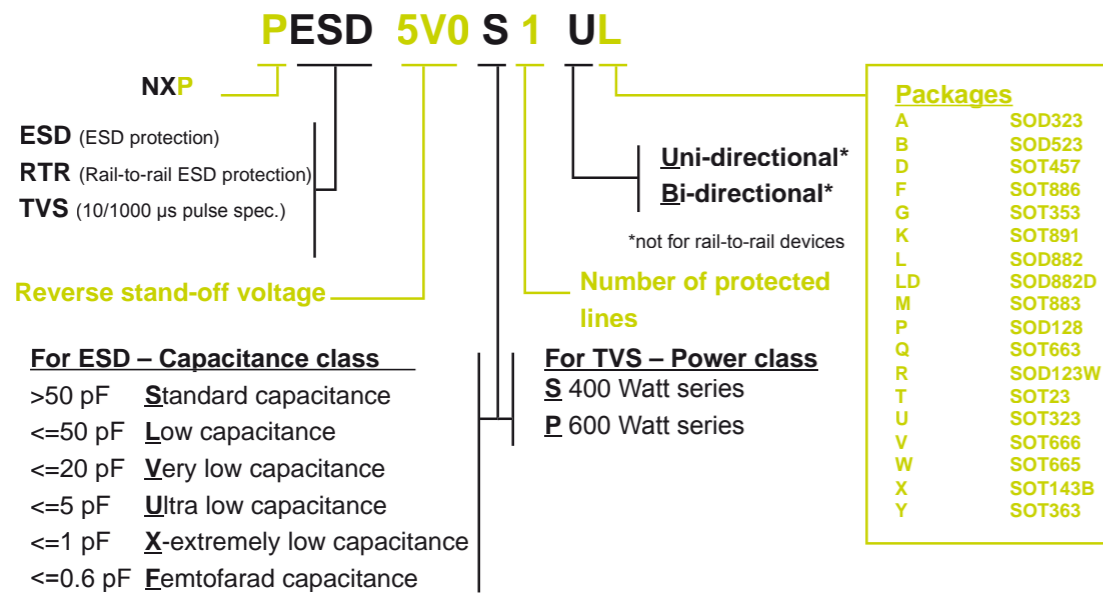
NZX-series in SOD27

	V_Z (V)		V_Z (V)		V_Z (V)
NZX2V4A	2.3 - 2.5	NZX6V2D	6.1 - 6.4	NZX14B	13.5 - 14
NZX2V4B	2.4 - 2.6	NZX6V2E	6.3 - 6.6	NZX14C	13.8 - 14.3
NZX2V7A	2.5 - 2.7	NZX6V8A	6.4 - 6.7	NZX15A	14.1 - 14.7
NZX2V7B	2.6 - 2.8	NZX6V8B	6.6 - 6.9	NZX15B	14.5 - 15.1
NZX2V7C	2.7 - 2.9	NZX6V8C	6.7 - 7	NZX15C	14.9 - 15.5
NZX3V0A	2.8 - 3	NZX6V8D	6.9 - 7.2	NZX15X	14.35 - 15.09
NZX3V0B	2.9 - 3.1	NZX7V5A	7 - 7.3	NZX16A	15.3 - 15.9
NZX3V0C	3 - 3.2	NZX7V5B	7.2 - 7.6	NZX16B	15.7 - 16.5
NZX3V3A	3.1 - 3.3	NZX7V5C	7.3 - 7.7	NZX16C	16.3 - 17.1
NZX3V3B	3.2 - 3.4	NZX7V5D	7.5 - 7.9	NZX18A	16.9 - 17.7
NZX3V3C	3.3 - 3.5	NZX7V5X	7.07 - 7.45	NZX18B	17.5 - 18.3
NZX3V6A	3.4 - 3.6	NZX8V2A	7.7 - 8.1	NZX18C	18.1 - 19
NZX3V6B	3.5 - 3.7	NZX8V2B	7.9 - 8.3	NZX20A	18.8 - 19.7
NZX3V6C	3.6 - 3.8	NZX8V2C	8.1 - 8.5	NZX20B	19.5 - 20.4
NZX3V9A	3.7 - 3.9	NZX8V2D	8.3 - 8.7	NZX20C	20.2 - 21.2
NZX3V9B	3.8 - 4	NZX9V1A	8.5 - 8.9	NZX22A	20.9 - 21.9
NZX3V9C	3.9 - 4.1	NZX9V1B	8.7 - 9.1	NZX22B	21.6 - 22.6
NZX4V3A	4 - 4.2	NZX9V1C	8.9 - 9.3	NZX22C	22.3 - 23.3
NZX4V3B	4.1 - 4.3	NZX9V1D	9.1 - 9.5	NZX24A	22.9 - 24
NZX4V3C	4.2 - 4.4	NZX9V1E	9.3 - 9.7	NZX24B	23.6 - 24.7
NZX4V3D	4.3 - 4.5	NZX10A	9.5 - 9.9	NZX24C	24.3 - 25.5
NZX4V7A	4.4 - 4.6	NZX10B	9.7 - 10.1	NZX24X	22.61 - 23.77
NZX4V7B	4.5 - 4.7	NZX10C	9.9 - 10.3	NZX27A	25.2 - 26.6
NZX4V7C	4.6 - 4.8	NZX10D	10.2 - 10.6	NZX27B	26.2 - 27.6
NZX4V7D	4.7 - 4.9	NZX11A	10.4 - 10.8	NZX27C	27.2 - 28.6
NZX5V1A	4.8 - 5	NZX11B	10.7 - 11.1	NZX27X	26.99 - 28.39
NZX5V1B	4.9 - 5.1	NZX11C	10.9 - 11.3	NZX30A	28.2 - 29.6
NZX5V1C	5 - 5.2	NZX11D	11.1 - 11.6	NZX30B	29.2 - 30.6
NZX5V1D	5.1 - 5.3	NZX12A	11.4 - 11.9	NZX30C	30.2 - 31.6
NZX5V6A	5.2 - 5.5	NZX12B	11.6 - 12.1	NZX30X	29.02 - 30.51
NZX5V6B	5.3 - 5.6	NZX12C	11.9 - 12.4	NZX33A	31.2 - 32.6
NZX5V6C	5.4 - 5.7	NZX12D	12.2 - 12.7	NZX33B	32.2 - 33.6
NZX5V6D	5.5 - 5.8	NZX12X	11.44 - 12.03	NZX33C	33.2 - 34.5
NZX5V6E	5.6 - 5.9	NZX13A	12.4 - 12.9	NZX36A	34.2 - 35.7
NZX6V2A	5.7 - 6	NZX13B	12.6 - 13.1	NZX36B	35.3 - 36.8
NZX6V2B	5.8 - 6.1	NZX13C	12.9 - 13.4	NZX36C	36.4 - 38
NZX6V2C	6 - 6.3	NZX14A	13.2 - 13.7	NZX36X	35.36 - 37.19

General purpose switching diodes ≤ 100V

V _r max (V)	V _f max (V)	I _f (mA)	I _r max (mA)	@ V _r (V)	t _{rr} max (ns)	Package	SOD27 (DO-35)	SOD68 (DO-34)	SOD80C (MiniMelf)	SOT23		SOT143B	SOD123F	SOT323 (SC-70)	SOT363 (SC-88)	SOD323 (SC-76)	SOD323F (SC-90)	SOT666	SOT416 (SC-75)	SOD523 (SC-79)	SOD882	SOT883 (SC-101)						
																												
							4.25 x 1.85 x 0.56	3.04 x 1.6 x 0.55	3.5 x 1.5 x 1.5	2.9 x 1.3 x 1.0		2.9 x 1.3 x 1.0	2.6 x 1.6 x 1.1	2.0 x 1.25 x 0.95	2.0 x 1.25 x 0.95	1.7 x 1.25 x 0.95	1.7 x 1.25 x 0.7	1.6 x 1.2 x 0.55	1.6 x 0.8 x 0.77	1.2 x 0.8 x 0.6	1.0 x 0.6 x 0.5	1.0 x 0.6 x 0.5						
						500	500	500	250		250	830	200	300	400	550	180	170	500	250	250							
50	1	50	100	50	4					BAL74																		
70	1	50	1000	70	4					BAL99																		
75	1	10	25	20	4			1N4531																				
		50	1000	75	4						BAS28																	
		100	5000	75	4				BAS32L																			
90	1	50	500	80	4					BAW56				BAW56W							BAW56T		BAW56M					
																		BAW56S										
																			BAW756S									
100	1	50	500	80	4		1N4148																					
															BAS16H			BAS316	BAS16J									
												BAS16						BAS16W							BAS16T			
																										BAS516	BAS16L	
																			BAS16VY								BAS16VW	
													BAV70							BAV70W						BAV70T		BAV70M
																				BAV70S								
														BAV99						BAV99W								
														BAV99S														

Protection and signal conditioning nomenclature



Protection and signal conditioning

Standard ESD protection devices	24
Low capacitance ESD protection devices	26
ESD protection for very high speed interfaces (< 2 pF)	29
Application specific ESD and ESD/EMI solutions	32
Audio interfaces	32
Video interfaces	33
Multichannel EMI filter, ESD protection for LCD and camera	36
SD-, SIM-card and MMC	38
Battery and charger protection	38
USB, LVDS, SATA, LAN	39
Automotive LIN/CAN/FlexRay	43
TVS diodes	44
TVS diodes, 24 W / 40 W	44
TVS diodes, 400 W	44
TVS diodes, 600 W	45

Standard ESD protection devices

types in **bold** represent new products

Number of protected lines		V _{RWM} (V)	C _{line} typ (pF)	C _{line} max (pF)	P _{PP} ^[1] max (W)	ESD rating ^[2] max (kV)	I _R max (μA) @ V _{RWM}	Configuration	Type	Package	Size (mm)			
Unidirectional	Bidirectional													
1	0	3.3	207	300	150	30	2		PESD3V3S1UL	SOD882	1.0 x 0.6 x 0.5			
		5	152	200	150	30	1		PESD5V0S1UL					
		12	38	75	150	30	0.05		PESD12VS1UL					
		15	32	70	150	30	0.05		PESD15VS1UL					
		24	23	50	150	23	0.05		PESD24VS1UL					
		5	152	200	150	30	1		PESD5V0S1ULD			SOD882D	1.0 x 0.6 x 0.37	
		3.3	207	300	330	30	2		PESD3V3S1UB	SOD523 (SC-79)	1.2 x 0.8 x 0.6			
		5	152	200	260	30	1		PESD5V0S1UB					
		12	38	75	180	30	0.05		PESD12VS1UB					
		15	32	70	160	30	0.05		PESD15VS1UB					
		24	23	50	160	23	0.05		PESD24VS1UB					
		5	480	530	890	30	4		PESD5V0S1UA			SOD323 (SC-76)	1.7 x 1.25 x 0.95	
		12	160	180	600	30	0.1		PESD12VS1UA					
		5	480	530	890	30	4		PESD5V0S1UJ		SOD323F (SC-90)	1.7 x 1.25 x 0.7		
		12	160	180	600	30	0.1		PESD12VS1UJ					
		2.5	229	300	260	30	6		PESD5Z2.5		SOD523 (SC-79)	1.2 x 0.8 x 0.6		
		3.3	172	200	260	30	0.05		PESD5Z3.3					
		5	89	150	180	30	0.05		PESD5Z5.0					
		6	78	150	180	30	0.01		PESD5Z6.0					
		7	69	150	180	30	0.01		PESD5Z7.0					
		12	35	75	200	30	0.01		PESD5Z12					
		0	1	5	35	45	130		30	0.1		PESD5V0S1BL	SOD882	1.0 x 0.6 x 0.5
				5	35	45	130		30	0.1		PESD5V0S1BLD	SOD882D	1.0 x 0.6 x 0.37
				5	35	45	130		30	0.1		PESD5V0S1BB	SOD523 (SC-79)	1.2 x 0.8 x 0.6
				5	35	45	130		30	0.1		PESD5V0S1BA	SOD323 (SC-76)	1.7 x 1.25 x 0.95
				5	35	45	130		30	0.1				

^[1] 8/20 μs surge pulse acc. to IEC 61000-4-5

^[2] acc. to IEC 61000-4-2 (contact discharge)

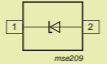






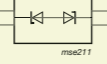

Standard ESD protection devices

Number of protected lines		V _{RWM} (V)	C _{line} typ (pF)	C _{line} max (pF)	P _{PP} ^[1] max (W)	ESD rating ^[2] max (kV)	I _R max (μA) @ V _{RWM}	Configuration	Type	Package	Size (mm)
Unidirectional	Bidirectional										
2	1	3.3	200	275	150	23	3		PESD3V3S2UQ	SOT663	1.6 x 1.2 x 0.55
		5	150	215	150	30	0.3		PESD5V0S2UQ		
		12	38	100	150	30	0.03		PESD12VS2UQ		
		15	32	70	150	30	0.05		PESD15VS2UQ		
		24	23	50	150	23	0.05		PESD24VS2UQ		
		3.3	207	300	330	30	2		PESD3V3S2UT		
		5.2	152	200	260	30	1		PESD5V2S2UT		
		12	38	75	180	30	1		PESD12VS2UT		
		15	32	70	160	30	1		PESD15VS2UT		
		24	23	50	160	23	1		PESD24VS2UT		
		36	17	35	160	30	1 (@ 30 V)		PESD36VS2UT		
		3.3	207	300	330	30	2		PESD3V3S2UAT		
		5	152	200	260	30	1		PESD5V0S2UAT		
		12	38	75	180	30	0.05		PESD12VS2UAT		
		15	32	70	160	30	0.05		PESD15VS2UAT		
		24	23	50	160	23	0.05		PESD24VS2UAT		
		3.3	110	300	110	30	1 (@ 3 V)		PESD3V3S4UF		SOT886 (XSON6)
		5	85	220	110	30	0.1 (@ 4.3 V)		PESD5V0S4UF		
		3	107	125	-	8	1		BZA956A		SOT665
		4	90	105	-	8	0.5		BZA962A		
4.3	78	90	-	8	0.1	BZA968A					
3	200	240	-	8	2	BZA856A	SOT353 (SC-88A)	2.0 x 1.25 x 0.95			
3	107	125	-	8	1	BZA856AL					
4	165	200	-	8	0.7	BZA862A					
4	90	105	-	8	0.5	BZA862AL					
4.3	145	180	-	8	0.2	BZA868A					
4.3	78	90	-	8	0.1	BZA868AL					
15	37	50	-	8	0.1	BZA820A					
3	200	240	-	8	2	BZA456A	SOT457 (SC-74)	2.9 x 1.5 x 1.0			
4	165	200	-	15	0.7	BZA462A					
14	37	48	-	8	0.075	BZA418A					
15	37	48	-	8	0.1	BZA420A					
3.3	215	300	200	30	0.8	PESD3V3S4UD					
5	165	220	200	30	0.2	PESD5V0S4UD					
12	73	100	200	30	0.015	PESD12VS4UD					
15	60	90	200	30	0.015	PESD15VS4UD					
24	40	70	200	23	0.015	PESD24VS4UD					
3.3	215	300	200	30	0.8	PESD3V3S5UD					
5	165	220	200	30	0.2	PESD5V0S5UD					
12	73	100	200	30	0.015	PESD12VS5UD					
15	60	90	200	30	0.015	PESD15VS5UD					
24	45	70	200	23	0.015	PESD24VS5UD					
0	4	5	45	75	-	15	0.1	BZA408B			
18	17	5.2	100	120	-	8	2	BZA100	SOT163 (SO20)	12.8 x 7.5 x 2.65	

^[1] 8/20 μs surge pulse acc. to IEC 61000-4-5

^[2] acc. to IEC 61000-4-2 (contact discharge)

Low capacitance ESD protection devices

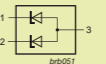


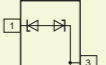

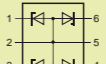


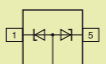


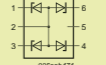



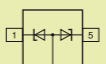

Number of protected lines		V_{RWM} (V)	C_{line} typ (pF)	C_{line} max (pF)	$P_{IP}^{(1)}$ max (W)	ESD rating ^[2] max (kV)	I_R max (μA) @ V_{RWM}	Configuration	Type	Package	Size (mm)			
Unidirectional	Bidirectional													
1	0	3.3	34	40	45	30	0.3		PESD3V3L1UL	SOD882	1.0 x 0.6 x 0.5			
		5	25	30	42	26	0.1		PESD5V0L1UL					
		3.3	34	40	45	30	0.3		PESD3V3L1UB	SOD523 (SC-79)	1.2 x 0.8 x 0.6			
		5	25	30	42	26	0.1		PESD5V0L1UB					
		3.3	34	40	45	30	0.3		PESD3V3L1UA	SOD323 (SC-76)	1.7 x 1.25 x 0.95			
		5	25	30	42	26	0.1		PESD5V0L1UA					
		3.3	2.6	3.1	-	9	0.1 (@ 3 V)		PESD3V3U1UL	SOD882	1.0 x 0.6 x 0.5			
		5	2	2.6	-	9	0.1		PESD5V0U1UL					
		3.3	2.6	3.1	-	9	0.1 (@ 3 V)		PESD3V3U1UB	SOD523 (SC-79)	1.2 x 0.8 x 0.6			
		5	2	2.6	-	9	0.1		PESD5V0U1UB					
		3.3	2.6	3.1	-	9	0.1 (@ 3 V)		PESD3V3U1UA	SOD323 (SC-76)	1.7 x 1.25 x 0.95			
		5	2	2.6	-	9	0.1		PESD5V0U1UA					
		0	1	3.3	101	-	500		30	2		PESD3V3L1BA		1.7 x 1.25 x 0.95
				5	75	-	500		30	1		PESD5V0L1BA		
12	19			-	200	30	0.05	PESD12VL1BA						
15	16			-	200	30	0.05	PESD15VL1BA						
24	11			-	200	23	0.05	PESD24VL1BA						
5	11			13	45	30	0.01	PESD5V0V1BL	SOD882	1.0 x 0.6 x 0.5				
5	11			13	45	30	0.01	PESD5V0V1BB	SOD523 (SC-79)	1.2 x 0.8 x 0.6				
5	11			13	45	30	0.01	PESD5V0V1BA	SOD323 (SC-76)	1.7 x 1.25 x 0.95				
5	2.9			3.5	-	10	0.1	PESD5V0U1BL	SOD882	1.0 x 0.6 x 0.5				
5	2.9			3.5	-	10	0.1	PESD5V0U1BB	SOD523 (SC-79)	1.2 x 0.8 x 0.6				
5	2.9			3.5	-	10	0.1	PESD5V0U1BA	SOD323 (SC-76)	1.7 x 1.25 x 0.95				

^[1] 8/20 μs surge pulse acc. to IEC 61000-4-5

^[2] acc. to IEC 61000-4-2 (contact discharge)

Low capacitance ESD protection devices

types in **bold** represent new products

Number of protected lines		V_{RWM} (V)	C_{line} typ (pF)	C_{line} max (pF)	$P_{IP}^{(1)}$ max (W)	ESD rating ^[2] max (kV)	I_R max (μA) @ V_{RWM}	Configuration	Type	Package	Size (mm)				
Unidirectional	Bidirectional														
2	1	3.3	22	28	30	15	0.3		PESD3V3L2UM	SOT883 (SC-101)	1.0 x 0.6 x 0.5				
		5	16	19	30	15	0.025		PESD5V0L2UM						
		5	38	46	70	30	0.09 (@ 4 V)		PESD5V0L2UU	SOT323 (SC-70)	2.0 x 1.25 x 0.95				
		6	34	40	60	30	0.018 (@ 4.3 V)		PESD6V0L2UU						
0	2	3.3	101	-	350	30	2		PESD3V3L2BT	SOT23	2.9 x 1.3 x 1.0				
		5	75	-	350	30	1		PESD5V0L2BT						
		12	19	-	200	30	0.05		PESD12VL2BT						
		15	16	-	200	30	0.05		PESD15VL2BT						
		24	11	-	200	23	0.05		PESD24VL2BT						
		5	35	45	130	30	0.1		PESD5V0S2BT						
		5	2.9	3.5	-	10	0.1		PESD5V0U2BT						
		5	2.9	3.5	-	10	0.1		PESD5V0U2BM	SOT883 (SC-101)		1.0 x 0.6 x 0.5			
		4	3	3.3	22	28	30		20	0.3			PESD3V3L4UF	SOT886 (XSON6)	1.45 x 1.0 x 0.5
				5	16	19	30		20	0.025			PESD5V0L4UF		
3.3	22			28	30	20	0.3		PESD3V3L4UW	SOT665	1.6 x 1.2 x 0.55				
5	16			19	30	20	0.025		PESD5V0L4UW						
3.3	22			28	30	20	0.3		PESD3V3L4UG	SOT353 (SC-88A)	2.0 x 1.25 x 0.95				
5	16			19	30	20	0.025		PESD5V0L4UG						
3.3	13			17	14	10	1		PESD3V3V4UK	SOT891 (XSON6)	1.0 x 1.0 x 0.5				
5	12			15	20	15	0.5		PESD5V0V4UK						
9	6.5			10	25	8	0.5		PESD9V0V4UK						
3.3	15			18	16	12	0.3		PESD3V3V4UF	SOT886 (XSON6)	1.45 x 1.0 x 0.5				
5	12			15	16	12	0.025		PESD5V0V4UF						
3.3	15			18	16	12	0.3		PESD3V3V4UW	SOT665	1.6 x 1.2 x 0.55				
5	12			15	16	12	0.025		PESD5V0V4UW						
3.3	15			18	16	12	0.3		PESD3V3V4UG	SOT353 (SC-88A)	2.0 x 1.25 x 0.95				
5	12	15	16	12	0.025	PESD5V0V4UG									

^[1] 8/20 μs surge pulse acc. to IEC 61000-4-5

^[2] acc. to IEC 61000-4-2 (contact discharge)

Low capacitance ESD protection devices

types in **bold** represent new products

Number of protected lines		V_{RWM} (V)	C_{in} typ (pF)	C_{in} max (pF)	$P_{PP}^{[1]}$ max (W)	ESD rating ^[2] max (kV)	I_R max (μA) @ V_{RWM}	Configuration	Type	Package	Size (mm)
Unidirectional	Bidirectional										
0	4	5	2.9	3.5	-	10	0.1		PESD5V0U4BF	SOT886 (XSON6)	1.45 x 1.0 x 0.5
		5	2.9	3.5	-	10	0.1		PESD5V0U4BW	SOT665	1.6 x 1.2 x 0.55
5	4	3.3	22		25	20	1		PESD3V3L5UK	SOT891 (XSON6)	1.0 x 1.0 x 0.5
		5	16		25	20	0.025		PESD5V0L5UK		
		3.3	22	28	25	20	0.3		PESD3V3L5UF	SOT886 (XSON6)	1.45 x 1.0 x 0.5
		5	16	19	25	20	0.025		PESD5V0L5UF		
		3.3	22	28	25	20	0.3		PESD3V3L5UV	SOT666	1.6 x 1.2 x 0.55
		5	16	19	25	20	0.025		PESD5V0L5UV		
		3.3	22	28	25	20	0.3		PESD3V3L5UY	SOT363 (SC-88)	2.0 x 1.25 x 0.95
		5	16	19	25	20	0.025		PESD5V0L5UY		
0	5	5	2.9	3.5	-	10	0.1		PESD5V0U5BF	SOT886 (XSON6)	1.45 x 1.0 x 0.5
		5	2.9	3.5	-	10	0.1		PESD5V0U5BV	SOT666	1.6 x 1.2 x 0.55
6	5	5	16	19	35	20	0.025		PESD5V0L6UAS	SOT505 (TSSOP8)	3.0 x 3.0 x 1.1
		5	16	19	35	20	0.025		PESD5V0L6US	SOT96 (SO8)	4.9 x 3.9 x 1.75
0	7	5	8	10	35	10	0.025		PESD5V0L7BAS	SOT505 (TSSOP8)	3.0 x 3.0 x 1.1
		5	8	10	35	10	0.025		PESD5V0L7BS	SOT96 (SO8)	4.9 x 3.9 x 1.75

^[1] 8/20 μs surge pulse acc. to IEC 61000-4-5

^[2] acc. to IEC 61000-4-2 (contact discharge)

ESD protection for very high speed interfaces (< 2 pF)

types in **bold** represent new products

Number of protected lines		V_{RWM} (V)	C_{in} typ (pF)	C_{in} max (pF)	ESD rating ^[2] max (kV)	I_R max (μA) @ V_{RWM}	Configuration	Type	Package	Size (mm)
Unidirectional	Bidirectional									
1	0	5	0.9	1	8	0.2		PESD5V0X1UB	SOD523 (SC-79)	1.2 x 0.8 x 0.6
		5	1.8	2	15	0.2		PESD5V0X1UAB	SOD882	1.0 x 0.6 x 0.5
		16	0.83	0.95	8	0.1		PESD16VX1UL	SOT23	2.9 x 1.3 x 1.0
0	1	5.5	1	1.5	8	0.1 (@ 3 V)		PRTR5V0U1T	SOT23	2.9 x 1.3 x 1.0
		5.5	1	1.5	8	0.1 (@ 3 V)		PESD5V0F1BL	SOD882	1.0 x 0.6 x 0.5
0	1	16	0.5	0.65	8	0.1		PESD16VX1UL	SOT23	2.9 x 1.3 x 1.0
		3.3	1.3	1.6	9	0.1		PESD3V3X1BL	SOD882	1.0 x 0.6 x 0.5
		5	0.9	1.3	9	0.1		PESD5V0X1BL	SOD882	1.0 x 0.6 x 0.5
		5.5	0.4	0.55	10	0.1		PESD5V0F1BL	SOD882	1.0 x 0.6 x 0.5
1	1	5	0.9	1.3	9	0.1		PESD5V0X1BQ	SOT663	1.6 x 1.2 x 0.55
		5	0.9	1.3	9	0.1		PESD5V0X1BT	SOT23	2.9 x 1.3 x 1.0
		80	0.6	0.75	30	0.1		NUP1301	SOT143B	2.9 x 1.3 x 1.0
		5.5	1	1.5	8	0.1 (@ 3 V)		PRTR5V0U2X	SOT143B	2.9 x 1.3 x 1.0
		5.5	1.8		12	0.1 (@ 3 V)	PRTR5V0U2AX	SOT143B	2.9 x 1.3 x 1.0	
		5.5	1	1.5	8	0.1 (@ 3 V)	PRTR5V0U2K	SOT891 (XSON6)	1.0 x 1.0 x 0.5	
2	0	5.5	1	1.5	8	0.1 (@ 3 V)		PRTR5V0U2D	SOT457 (SC-74)	2.9 x 1.5 x 1.0
		5.5	1	1.5	8	0.1 (@ 3 V)		PRTR5V0U2F	SOT886 (XSON6)	1.45 x 1.0 x 0.5
		5.5	2	-	15	-		IP4234CZ6	SOT457 (SC-74)	2.9 x 1.5 x 1.0
		5.5	1.5	-	8	-		IP3219CZ6	SOT1082-1 (VSON6U)	2.3 x 3.5 x 0.85

^[1] 8/20 μs surge pulse acc. to IEC 61000-4-5

ESD protection for very high speed interfaces (< 2 pF)

ESD protection for very high speed interfaces (< 2 pF)

types in **bold** represent new products

Number of protected lines		V_{RWM} (V)	C_{line} typ (pF)	C_{line} max (pF)	ESD rating ^[1] max (kV)	I_R max (µA) @ V_{RWM}	Configuration	Type	Package	Size (mm)
Unidirectional	Bidirectional									
2	0	5.5	0.7	-	8	-		IP4282CZ6	SOT886 (XSON6)	1.45 x 1.0 x 0.5
		5.5	1.3	-	15	-		IP4359CX4	CSP	0.76 x 0.76 x 0.61
4	0	5.5	1	-	8	-		IP4220CZ6	SOT457 (SC-74)	2.9 x 1.5 x 1.0
		5.5	1	-	8	-		IP4221CZ6-S	SOT886 (XSON6)	1.45 x 1.0 x 0.5
		5.5	1	-	8	-		IP4221CZ6-XS	SOT891 (XSON6)	1.0 x 1.0 x 0.5
		5.5	1	-	8	-		IP4233CZ6	SOT363 (SC-88)	2.0 x 1.25 x 0.95
		5.5	1	-	8	-		PRTR5V0U4AD	SOT457 (SC-74)	2.9 x 1.5 x 1.0
		5.5	1	-	8	-		PRTR5V0U4D	SOT363 (SC-88)	2.0 x 1.25 x 0.95
		5.5	1	-	8	-		PRTR5V0U4Y	SOT363 (SC-88)	2.0 x 1.25 x 0.95
		5.5	0.7	-	8	-		IP4280CZ10	SOT552 (TSSOP10)	3.0 x 3.0 x 1.1
		5.5	0.7	-	8	-		IP4281CZ10	SOT1059 (XSON10U)	1.0 x 2.5 x 0.5
		5.5	0.6	-	8	-		IP4283CZ10-TB	SOT1059 (XSON10U)	1.0 x 2.5 x 0.5
		5.5	0.6	-	8	-		IP4283CZ10-TT	SOT552 (TSSOP10)	3.0 x 3.0 x 1.1

^[1] 8/20 µs surge pulse acc. to IEC 61000-4-5

ESD protection for very high speed interfaces (< 2 pF)

ESD protection for very high speed interfaces (< 2 pF)

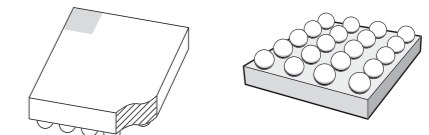
types in **bold** represent new products

Number of protected lines		V_{RWM} (V)	C_{line} typ (pF)	C_{line} max (pF)	ESD rating ^[1] max (kV)	I_R max (µA) @ V_{RWM}	Configuration	Type	Package	Size (mm)
Unidirectional	Bidirectional									
4	0	5.5	0.6	-	8	-		IP4286CZ6-TBF	SOT886 (XSON6)	1.45 x 1.0 x 0.5
		5.5	0.6	-	8	-		IP4286CZ6-TTY	SOT363 (SC-88)	2.0 x 1.25 x 0.95
		5.5	0.5	-	8	-		IP4284CZ10-TB	SOT1059 (XSON10U)	1 x 2.5 x 0.5
		5.5	0.5	-	8	-		IP4284CZ10-TT	SOT552 (TSSOP10)	3.0 x 3.0 x 1.1
5	0	5.5	1.3	-	15	-		IP4358CX6	CSP	0.76 x 1.16 x 0.61
		5.5	10	-	15	-		IP4310CX8	CSP	1.16 x 1.16 x 0.61
0	5	5	0.5	0.65	8	0.2		PESD5V0F5BK	SOT891 (XSON6)	1.0 x 1.0 x 0.5
8	0	5.5	1.3	-	15	-		IP4309CX9	CSP	1.16 x 1.16 x 0.61
		5.5	1	-	8	-		PRTR5V0U8S	SOT552 (TSSOP10)	3.0 x 3.0 x 1.1
		5.5	0.7	-	8	-		IP4790CZ38	SOT510 (TSSOP38)	9.7 x 4.4 x 1.1

^[1] 8/20 µs surge pulse acc. to IEC 61000-4-5

NXP Wafer-Level Chip Scale Package (WL-CSP)

- ▶ Smallest possible solution for ESD and EMI circuits, saving maximum of space
- ▶ Lowest parasitic inductance to GND contact, ensures best performance
- ▶ High mechanical robustness



Protection and signal conditioning

Audio interfaces

types in **bold** represent new products

Baseband interface	Number of protected lines	Line small-signal equivalents		Digital interface clock speed (MHz)	Remark	Type	Package	Size (mm)
		R _{line}	C _{line} (pF)					
Audio	2	0.9 Ω	290	-	Low-ohmic speaker (< ~8 Ω)	IP4047CX6/LF	6 ball CSP	1.56 x 1.01 x 0.65
		10 Ω	200	-	Low-ohmic speaker (> ~8 Ω)	IP4048CX5/LF	6 ball CSP	0.91 x 1.28 x 0.65
		15 Ω	5000	-	Low-ohmic speaker (> ~8 Ω)	IP5311CX5/LF		5 ball CSP
		68 Ω	110	-	Single-ended or differential microphone	IP4049CX5/LF	6 ball CSP	0.91 x 1.28 x 0.65
		470 Ω	35	-	Single-ended or differential microphone	IP4055CX6/LF		1.56 x 1.03 x 0.65
		470 Ω	20	-	Single-ended or differential microphone	IP4355CX6/LF	1.16 x 0.76 x 0.65	
		50 Ω / 2.2 kΩ	2000	-	Single-ended to quasi-differential microphone channel with integrated biasing network	IP5002CX8/LF	8 ball CSP	1.67 x 1.67 x 0.65
		2.25 kΩ	4000	-	Differential microphone filter with integrated biasing network for ΣΔ ADC converters	IP5006CX11/LF	11 ball CSP	1.41 x 1.91 x 0.65
		5 Ω / 20 Ω / 1.5 kΩ	550	-	Differential microphone filter with integrated biasing network for ΣΔ including coupling capacitors	IP5020CX16/LF	16 ball CSP	2.01 x 1.91 x 0.65
		0.25 Ω, 3 nH	-	-	Inductive, low-ohmic differential channel LC filter	IP3047CX6	6 ball CSP	1.60 x 1.15 x 0.65
	0.25 Ω, 3 nH	-	-	Inductive, low-ohmic differential channel LC filter	IP3048CX5	5 ball CSP	1.51 x 1.15 x 0.65	
	2.2 kΩ / 1 kΩ / 0.8 kΩ	0.8 nF / 1.6 nF	-	Differential microphone biasing ESD protection / EMI filtering	IP5306CX8	8 ball CSP	1.19 x 1.19 x 0.61	
	4	10 Ω	5000	-	Dual differential speaker	IP5040CX11/LF	11 ball CSP	1.41 x 2.01 x 0.65
	6	15 Ω / 95 Ω	65 / 33	-	Single-ended microphone and high-ohmic speaker (> ~8 Ω) with integrated 2 kohm pull-up resistor	IP4363CX10/LF	10 ball CSP	0.76 x 1.96 x 0.61
40 Ω / 1450 Ω / 10 Ω		50 / 20 / 200	-	Fully integrated audio interface protection for differential microphone and differential speaker, including EMI filtering and pull up resistors	IP4025CX20/LF	20 ball CSP	1.98 x 2.53 x 0.65	
40 Ω / 1450 Ω / 10 Ω		50 / 20 / 200	-	Fully integrated audio interface protection for differential microphone and differential speaker, including EMI filtering and pull up resistors	IP4027CX20/LF		1.91 x 2.52 x 0.65	
50 Ω / 10 Ω		50 / 100 / 1000	-	Fully integrated audio interface protection for differential microphone and differential speaker, including EMI filtering and pull up resistors	IP4125CX20/LF		2.00 x 2.66 x 0.65	
8	0.8 Ω / 30 Ω / 200 Ω	20 / 50 / 150	~20	Fully integrated audio interface protection including EMI filtering for microphone and speaker, and additional 4-channel EMI filter	IP4110CX20/LF		1.91 x 2.47 x 0.65	


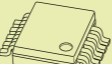



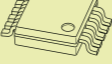

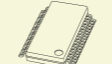
Video interfaces

types in **bold** represent new products

Baseband interface	Number of protected lines	Buffer	Level shifter	C _{line} (pF)	Resistor (Ω)	Remark	Type	Package	Size (mm)	
Display port	4	-	-	0.6	-	ESD protection for ultra high speed interfaces	IP4283CZ10-TB	SOT1059 (XSON10U)	1.0 x 2.5 x 0.5	
		-	-	0.6	-	ESD protection for ultra high speed interfaces	IP4283CZ10-TT	SOT552 (TSSOP10)	3.0 x 3.0 x 1.1	
		-	-	0.5	-	ESD protection for ultra high speed interfaces	IP4284CZ10-TB	SOT1059 (XSON10U)	1.0 x 2.5 x 0.5	
		-	-	0.5	-	ESD protection for ultra high speed interfaces	IP4284CZ10-TT	SOT552 (TSSOP10)	3.0 x 3.0 x 1.1	
		-	-	-	-	ESD protection for ultra high speed interfaces	IP4286CZ6-TBF	SOT886 (XSON6)	1.45 x 1.0 x 0.5	
		-	-	0.6	-	ESD protection for ultra high speed interfaces	IP4286CZ6-TTY	SOT363 (SC-88)	2.0 x 1.25 x 0.95	
		11	-	-	0.7	-	ESD protection for display port	IP4790CZ38	SOT510 (TSSOP38)	9.7 x 4.4 x 1.1
	LVDS	10	-	-	5	100	100 Ω termination	IP4263CZ14	SOT108 (SO14)	8.65 x 3.9 x 1.75
	HDMI	2	-	-	0.7	-	ESD protection for ultra high speed interfaces	IP4282CZ6	SOT886 (XSON6)	1.45 x 1.0 x 0.5
		4	-	-	0.7	-	ESD protection for ultra high speed interfaces	IP4280CZ10	SOT552 (TSSOP10)	3.0 x 3.0 x 1.1
			-	-	0.7	-	ESD protection for ultra high speed interfaces	IP4281CZ10	SOT1059 (XSON10U)	1.0 x 2.5 x 0.5







Video interfaces

types in **bold** represent new products

Baseband interface	Number of protected lines	Buffer	Level shifter	C _{line} (pF)	Resistor (Ω)	Remark	Type	Package	Size (mm)	
HDMI	4	-	-	0.6	-	ESD protection for ultra high speed interfaces	IP4283CZ10-TB	SOT1059 (XSON10U) 	1.0 x 2.5 x 0.5	
		-	-	0.6	-	ESD protection for ultra high speed interfaces	IP4283CZ10-TT	SOT552 (TSSOP10) 	3.0 x 3.0 x 1.1	
		-	-	0.6	-	ESD protection for ultra high speed interfaces	IP4286CZ6-TBF	SOT886 (XSON6) 	1.45 x 1.0 x 0.5	
		-	-				IP4286CZ6-TTY	SOT363 (SC-88) 	2.0 x 1.25 x 0.95	
		-	-	0.5	-	ESD protection for ultra high speed interfaces	IP4284CZ10-TB	SOT1059 (XSON10U) 	1.0 x 2.5 x 0.5	
	-	-	0.5	-	ESD protection for ultra high speed interfaces	IP4284CZ10-TT	SOT552 (TSSOP10) 	3.0 x 3.0 x 1.1		
	5	-	-	0.5	-	ESD protection for up to 5 ultra high speed datalines	PESD5V0F5BK	SOT891 (XSON6) 	1.0 x 1.0 x 0.5	
		-	-	10	1.75 k, 100 k	HDMI, DDC, CEC, hotplug ESD protection and biasing	IP4310CX8	8 ball CSP	1.16 x 1.16 x 0.61	
	8	-	-	1.3	-	HDMI, TMDS line ESD protection	IP4309CX9	9 ball CSP	1.16 x 1.16 x 0.61	
	12	-	yes	-	0.7	-	ESD protection and level shifting for a complete HDMI port	IP4776CZ38		
		yes	yes	-	0.7	-	ESD protection, DDC buffering, noise reduction and Hot Plug application for a complete HDMI source port	IP4777CZ38	SOT510 (TSSOP38) 	9.7 x 4.4 x 1.1
		yes	yes	-	0.7	-	ESD protection, DDC buffering, noise reduction and Hot Plug application for a complete HDMI sink port	IP4778CZ38		

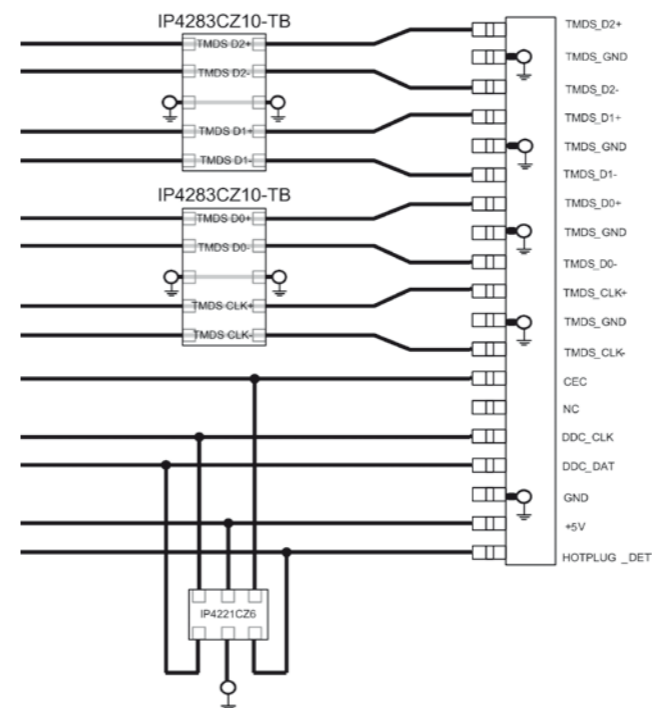
Video interfaces

types in **bold** represent new products

Baseband interface	Number of protected lines	Buffer	Level shifter	C _{line} (pF)	Resistor (Ω)	Remark	Type	Package	Size (mm)
VGA	7	yes	yes	5	55	H&V sync buffer, DDC level shifter	IP4770CZ16	SOT519 (SSOP16) 	4.9 x 3.9 x 1.73
		yes	yes	5	65	H&V sync buffer, DDC level shifter	IP4771CZ16	SOT519 (SSOP16) 	4.9 x 3.9 x 1.73
		yes	yes	5	10	H&V sync buffer, DDC level shifter	IP4772CZ16	SOT519 (SSOP16) 	4.9 x 3.9 x 1.73
		yes	no	4	10	VGA receivers and transmitters, H&V sync buffer	IP4773CZ14	SOT337 (SSOP14) 	6.2 x 5.3 x 2.0
		yes	no	4	10	VGA receivers and transmitters, H sync buffer	IP4774CZ14	SOT337 (SSOP14) 	6.2 x 5.3 x 2.0
		no	yes	4	1.3 - 2.4	VGA receivers and transmitters, DDC level shifter	IP4769CZ14	SOT402-1 (TSSOP14) 	5.0 x 4.4 x 1.1




For ultra high speed single line ESD protection please refer to pages 29 - 31

HDMI ESD protection using IP4283CZ10-TB and IP4221CZ6-S



Multichannel EMI filter, ESD protection for LCD and camera

types in **bold** represent new products

Baseband interface	Number of protected lines	Line small-signal equivalents		Digital interface clock speed (MHz)	Remark	Type	Package	Size (mm)	
		R _{line}	C _{line} (pF)						
LCD display, camera, keypad	1	75 Ω	36	~40	EMI filter, ESD protection with common ground	IP4307CX4/LF	4 ball CSP	0.76 x 0.76 x 0.61	
		100 Ω	30	~40	EMI filter, ESD protection	IP4256CZ3-M	SOT883 (SC-101)	1.0 x 0.6 x 0.5	
	2	100 Ω	30	~40	EMI filter, ESD protection	IP4256CZ5-W	SOT665	1.6 x 1.2 x 0.5	
		100 Ω	30	~40	EMI filter, ESD protection	IP4256CZ6-F	SOT886 (XSON6)	1.45 x 1.0 x 0.5	
	4	100 Ω	15	~50	EMI filter, ESD protection	IP4251CZ8-4	SOT983 (8 pin QFN)	1.7 x 1.35 x 0.5	
		40 Ω	18	~70	EMI filter, ESD protection	IP4252CZ8-4		1.7 x 1.35 x 0.5	
		100 Ω	45	~30	EMI filter, ESD protection	IP4254CZ8-4		1.7 x 1.35 x 0.5	
		200 Ω	45	~30	EMI filter, ESD protection	IP4253CZ8-4		1.7 x 1.35 x 0.5	
	100 Ω	60	~20	EMI filter, ESD protection plus 4x ESD	IP4054CX15/LF	15 ball CSP		2.96 x 1.32 x 0.65	
	6	100 Ω	15	~50	EMI filter, ESD protection	IP4251CZ12-6	SOT984 (12 pin QFN)	2.5 x 1.35 x 0.5	
		40 Ω	18	~70	EMI filter, ESD protection	IP4252CZ12-6		2.5 x 1.35 x 0.5	
		100 Ω	45	~30	EMI filter, ESD protection	IP4254CZ12-6		2.5 x 1.35 x 0.5	
		200 Ω	45	~30	EMI filter, ESD protection	IP4253CZ12-6		2.5 x 1.35 x 0.5	
		100 Ω	60	~20	EMI filter, ESD protection	IP4053CX15/LF		15 ball CSP	2.96 x 1.32 x 0.65
		100 Ω	30	~40	EMI filter, ESD protection	IP4153CX15/LF		15 ball CSP	2.91 x 1.28 x 0.65
	100 Ω	60	~20	EMI filter, ESD protection	IP4353CX15/LF	15 ball CSP		2.38 x 1.05 x 0.61	
	7	70 Ω	25	~40	EMI filter, ESD protection, extremely small size	IP4337CX18/LF/E	18 ball CSP	1.96 x 1.61 x 0.61	
		125 Ω	25	~60	60 nH coils RLC filter	IP3337CX18/LF		2.11 x 1.81 x 0.61	
	8	100 Ω	15	~50	EMI filter, ESD protection	IP4251CZ16-8	SOT985 (16 pin QFN)	3.3 x 1.35 x 0.5	
		40 Ω	18	~70	EMI filter, ESD protection	IP4252CZ16-8		3.3 x 1.35 x 0.5	
		100 Ω	45	~30	EMI filter, ESD protection	IP4254CZ16-8		3.3 x 1.35 x 0.5	
		200 Ω	45	~20	EMI filter, ESD protection	IP4253CZ16-8		3.3 x 1.35 x 0.5	
		100 Ω	50	~25	EMI filter, ESD protection	IP4088CX20/LF		20 ball CSP	3.91 x 1.28 x 0.65
	125 Ω	25	~60	60 nH coils RLC filter	IP3338CX24/LF			2.11 x 2.11 x 0.61	
	10	70 Ω	25	~40	EMI filter, ESD protection, extremely small size	IP4338CX24/LF	24 ball CSP	1.96 x 2.01 x 0.61	
		200 Ω	50	~20	EMI filter, ESD protection	IP4041CX25/LF	25 ball CSP	2.41 x 2.41 x 0.65	
	4	-	25	~175	LC low-pass filter	IP3253CZ8	SOT983 (8 pin QFN)	1.7 x 1.35 x 0.5	
	6	-	25	~175	LC low-pass filter	IP3253CZ12	SOT984 (12 pin QFN)	2.5 x 1.35 x 0.5	
	8	-	25	~175	LC low-pass filter	IP3253CZ16	SOT985 (16 pin QFN)	3.3 x 1.35 x 0.5	
	4	-	25	~175	LC low-pass filter	IP3254CZ8	SOT983 (8 pin QFN)	1.7 x 1.35 x 0.5	
	6	-	25	~175	LC low-pass filter	IP3254CZ12	SOT984 (12 pin QFN)	2.5 x 1.35 x 0.5	
	8	-	25	~175	LC low-pass filter	IP3254CZ16	SOT985 (16 pin QFN)	3.3 x 1.35 x 0.5	

Multichannel EMI filter, ESD protection for LCD and camera



types in **bold** represent new products

Baseband interface	Number of protected lines	Line small-signal equivalents		Digital interface clock speed (MHz)	Remark	Type	Package	Size (mm)
		R _{line}	C _{line} (pF)					
Generic ESD protection	1	-	10	~40	1x back-to-back diode with one common ground, extremely small size	IP4302CX2/LF	2 ball CSP	0.49 x 0.67 x 0.38
	2	-	10	~40	2x back-to-back diode with one common ground, extremely small size	IP4303CX4/LF	4 ball CSP	0.76 x 0.76 x 0.61
		-	0.6	-	16 V ultra low capacitance ESD protection in 4 mm pitch	IP4361CX4/LF		0.76 x 0.76 x 0.61
	4	-	30	~30	4x single diode with one common ground	IP4042CX5/LF	5 ball CSP	0.91 x 1.28 x 0.65
		-	14	~40	4x single diode with one common ground	IP4142CX5/LF		0.91 x 1.28 x 0.65
		-	15	Breakdown: min. 5.5 V	Quad diode array with ESD protection	IP4332CX5/LF		0.76 x 1.06 x 0.61
		-	30	Breakdown: min. 5.5 V	Quad diode array with ESD protection	IP4342CX5/LF		0.76 x 1.06 x 0.61
		-	16	~40	4x back-to-back diode with one common ground	IP4043CX5/LF		1.12 x 1.12 x 0.65
		-	16	~40	4x back-to-back diode with one common ground, extremely small size	IP4343CX5/LF		0.93 x 0.93 x 0.61
	Special diode	1	-	65	Breakdown: min. 20 V Forward: 0.25 - 0.5 V	Schottky power diode in WLCSP	IP4306CX2/LF	2 ball CSP
2		-	19	Breakdown: min. 15 V Forward: 0.25 - 0.45 V	1x back-to-back diode with integrated dual Schottky diode array incl. ESD protection	IP4305CX4/LF	4 ball CSP	0.96 x 0.96 x 0.61

Protection and signal conditioning

SD-, SIM-card and MMC





types in **bold** represent new products

Baseband interface	Number of protected lines	Line small-signal equivalents		Digital interface clock speed (MHz)	Remark	Type	Package	Size (mm)
		R_{line}	C_{line} (pF)					
SIM card	3 + 2	47 Ω / 100 Ω	10	~20	Integrated low capacitance SIM-card passive filter array & USB ESD protection	IP4365CX11	11 ball CSP	1.16 x 1.56 x 0.61
	3	47 Ω / 100 Ω	40	~12	Integrated SIM-card EMI filter and ESD protection	IP4044CX8/LF	8 ball CSP	1.46 x 1.49 x 0.65
		47 Ω / 100 Ω	20	~20	Integrated SIM-card EMI filter and ESD protection	IP4064CX8/LF/S		1.41 x 1.41 x 0.65
		47 Ω / 100 Ω	20	~20	Smaller size, integrated SIM-card EMI filter and ESD protection	IP4364CX8/LF		1.16 x 1.16 x 0.61
		47 Ω / 100 Ω	10	~20	Smaller size, low capacitance integrated SIM-card EMI filter and ESD protection	IP4366CX8/LF		1.16 x 1.16 x 0.61
		47 Ω / 100 Ω	40	~12	Integrated SIM-card EMI filter and ESD protection	IP4264CZ8-40	SOT983 (8 pin QFN)	1.7 x 1.35 x 0.5
		47 Ω / 100 Ω	20	~20	Integrated SIM-card EMI filter and ESD protection	IP4264CZ8-20		1.7 x 1.35 x 0.5
		-	1	~240	Quad channel low capacitance ESD protection	IP4221CZ6-S	SOT886 (XSON6)	
SD-card / MMC	4	47 Ω / 13 k Ω / 56 k Ω	25	~30	MMC ESD protection, pull-up resistors	IP4051CX11/LF	11 ball CSP	1.44 x 1.96 x 0.65
		50 Ω / 75 k Ω / 7 k Ω	18	~50	High-speed MMC ESD protection, pull-up resistors	IP4060CX16/LF	16 ball CSP	1.96 x 1.97 x 0.65
	7	40 Ω / 50 k Ω / 25 k Ω	18	~20	(Mini) SD/trans flash card ESD protection, EMI filter, pull-up resistors	IP4052CX20/LF	20 ball CSP	2.54 x 1.96 x 0.65
		-	5	~24	Memory stick PRO ESD protection	IP4067CX9/LF	9 ball CSP	1.46 x 1.52 x 0.65
	6 (+3)	15 Ω / 50 k Ω / 15 k Ω	8	> 52	Very low capacitance, low channel resistance (mini) SD card/trans flash ESD protection EMI filter, pull-up resistor	IP4350CX24/LF	24 ball CSP	1.95 x 2.11 x 0.61
		40 Ω / 50 k Ω / 15 k Ω	20	> 52	(Mini) SD card/trans flash ESD protection, EMI filter, pull-up resistor	IP4352CX24/LF		2.02 x 2.01 x 0.61
		-	-	> 52	(Mini) SD/SDIO memory card level shifter, can be combined with IP4352CX24/LF	IP4852CX25/LF	25 ball CSP	2.01 x 2.01 x 0.61
		40 Ω / 50 k Ω / 15 k Ω	-	> 52	(Mini) SD/SDIO memory card level shifter, and voltage regular, incl. ESD and EMI filter	IP4853CX24/LF	24 ball CSP	2.01 x 2.01 x 0.61

For ultra high speed single line ESD protection please refer to pages 29 - 31





Battery and charger protection

types in **bold** represent new products

Baseband interface	Number of protected lines	C_{line} (pF)	Diode voltage	Remark	Type	Package	Size (mm)	
Battery & charger protection	1	180	Breakdown 16 V	Power diode	IP4085CX4	4 ball CSP	0.91 x 0.91 x 0.65	
		450	Breakdown 7 V	Power diode	IP4385CX4		0.76 x 0.76 x 0.61	
		160	Breakdown 16 V	Power diode	IP4386CX4		0.76 x 0.76 x 0.61	
		290	Breakdown 10 V	Power diode	IP4387CX4		0.76 x 0.76 x 0.61	
		160	$V_{RWM} = 12 V$	Power diode	PESD12VS1UJ	SOD323F (SC-90)		1.7 x 1.25 x 0.7
		160	$V_{RWM} = 12 V$	Power diode	PESD12VS1UA	SOD323 (SC-76)		1.7 x 1.25 x 0.95
		480	$V_{RWM} = 5 V$	Power diode	PESD5V0S1UJ	SOD323F (SC-90)		1.7 x 1.25 x 0.7
		480	$V_{RWM} = 5 V$	Power diode	PESD5V0S1UA	SOD323 (SC-76)		1.7 x 1.25 x 0.95









USB, LVDS, SATA, LAN

types in **bold** represent new products

Baseband interface	Number of protected lines	R_{line}	C_{line} (pF)	Digital interface clock speed (MHz)	Remark	Type	Package	Size (mm)	
USB (CSP package)	2	33 Ω / 1.3 k Ω	30	>6	Fully integrated USB low / fullspeed interface with EMI filter, ESD protection, pull-up resistors and impedance matching	IP4056CX8	8 ball CSP	1.27 x 1.83 x 0.65	
		33 Ω / 1.3 k Ω / 10 k Ω	30	>6	Fully integrated USB low / fullspeed interface with EMI filter, ESD protection, pull-up resistors and impedance matching	IP4057CX10	10 ball CSP	1.56 x 1.91 x 0.65	
		33 Ω / 1.3 k Ω / 17 k Ω / 15 k Ω	27	>6	Fully integrated USB low / fullspeed interface with EMI filter, ESD protection, pull-up resistors and impedance matching	IP4065CX11	11 ball CSP	1.47 x 1.97 x 0.65	
		33 Ω / 1.5 k Ω	35	>6	Fully integrated USB low / fullspeed interface with EMI filter, ESD protection, pull-up resistors and impedance matching	IP4058CX8	8 ball CSP	0.91 x 1.91 x 0.65	
		17 Ω / 1.5 k Ω	35	>6	Fully integrated USB low / fullspeed interface with EMI filter, ESD protection, pull-up resistors and impedance matching	IP4158CX8			
		33 Ω	35	>6	Fully integrated USB low / fullspeed interface with EMI filter, ESD protection and impedance matching	IP4078CX6	6 ball CSP	0.91 x 1.41 x 0.65	
	-	1.3	~1 GHz	USB2.0 high-speed ESD protection	IP4359CX4	4 ball CSP	0.76 x 0.76 x 0.61		
	3+2	47 Ω / 100 Ω	10	~20/6	Integrated low capacitance SIM-Card & USB passive filter array with ESD protection	IP4365CX11	11 ball CSP	1.16 x 1.56 x 0.61	
	4	-	3	>240	USB2.0 high-speed ESD protection	IP4059CX5	5 ball CSP	0.96 x 1.34 x 0.65	
		-	1.3	~1 GHz	USB2.0 high-speed ESD protection	IP4358CX6	6 ball CSP	0.76 x 1.16 x 0.41	
USB2.0 (Plastic package)	2	-	1.5	-	2-channel common mode filter with integrated ESD protection	IP3219CZ6	SOT1082-1 (VSON6U)		2.3 x 3.5 x 0.85
		0.5	2	-	>15 kV IEC contact ESD protection with pi-filter	IP4234CZ6	SOT457 (SC-74)		2.9 x 1.5 x 1.0
	-	1.0	-	ESD protection for up to 2 ultra high speed datalines	PRTR5V0U2X	SOT143B		2.9 x 1.3 x 1.0	
	-	1.8	-	ESD protection for up to 2 ultra high speed datalines with 12 kV ESD robustness	PRTR5V0U2AX				
-	0.7	-	ESD protection for ultra high speed interfaces	IP4282CZ6	SOT886 (XSON6)		1.45 x 1.0 x 0.5		











USB, LVDS, SATA, LAN

types in **bold** represent new products

Baseband interface	Number of protected lines	R_{line}	C_{line} (pF)	Digital interface clock speed (MHz)	Remark	Type	Package	Size (mm)
USB2.0 (Plastic package)	2	-	1	-	ESD protection for up to 2 ultra high speed datalines	PRTR5V0U2K		1.0 x 1.0 x 0.5
		-	1	-	ESD protection for up to 2 ultra high speed datalines	PRTR5V0U2D		2.9 x 1.5 x 1.0
		-	1	-	ESD protection for up to 2 ultra high speed datalines	PRTR5V0U2F		1.45 x 1.0 x 0.5
	4	-	1	-	ESD protection for USB2.0 high- speed, SD-Card, SIM card	IP4221CZ6-S		2.9 x 1.5 x 1.0
		-	1	-	ESD protection for USB2.0 high- speed, SD-Card, SIM card	IP4220CZ6		
		-	1	-	Dual USB2.0, ESD protection	IP4220CZ6		
		-	1	-	ESD protection, as IP4220CZ6 but different bonding	PRTR5V0U4AD		
		-	1	-	ESD protection, as IP4220CZ6 but different package	PRTR5V0U4Y		2.0 x 1.25 x 0.95
		-	1	-	ESD protection for USB2.0 high-speed, SD-Card, SIM card	IP4221CZ6-S		1.45 x 1.0 x 0.5
		-	1	-	ESD protection for USB2.0 high-speed, SD-Card, SIM card	IP4221CZ6-XS		1.0 x 1.0 x 0.5
	1	3	-	>15 kV IEC contact ESD protection with pi-filter	IP4225CZ10		2.9 x 1.5 x 1.0	

USB, LVDS, SATA, LAN










types in **bold** represent new products

Baseband interface	Number of protected lines	R_{line}	C_{line} (pF)	Digital interface clock speed (MHz)	Remark	Type	Package	Size (mm)
USB3.0 SuperSpeed USB / USB2.0	4	-	0.6	-	ESD protection for ultra high speed interfaces	IP4283CZ10-TB		1.0 x 2.5 x 0.5
		-	0.6	-	ESD protection for ultra high speed interfaces	IP4283CZ10-TT		3.0 x 3.0 x 1.1
		-	0.5	-	ESD protection for ultra high speed interfaces	IP4284CZ10-TB		1.0 x 2.5 x 0.5
		-	0.5	-	ESD protection for ultra high speed interfaces	IP4284CZ10-TT		3.0 x 3.0 x 1.1
	5	-	0.5	-	ESD protection for up to 5 ultra high speed datalines	PESD5V0F5BK		1.0 x 1.0 x 0.5
Display port	4	0.6	0.6	-	ESD protection for ultra high speed interfaces	IP4283CZ10-TB		1.0 x 2.5 x 0.5
		-	0.6	-	ESD protection for ultra high speed interfaces	IP4283CZ10-TT		3.0 x 3.0 x 1.1
		-	0.5	-	ESD protection for ultra high speed interfaces	IP4284CZ10-TB		1.0 x 2.5 x 0.5
		-	0.5	-	ESD protection for ultra high speed interfaces	IP4284CZ10-TT		3.0 x 3.0 x 1.1
		-	0.6	-	ESD protection for high speed interfaces	IP4286CZ6-TBF		1.45 x 1.0 x 0.5

Protection and signal conditioning



USB, LVDS, SATA, LAN

types in **bold** represent new products

Baseband interface	Number of protected lines	R_{line}	C_{line} (pF)	Digital interface clock speed (MHz)	Remark	Type	Package	Size (mm)
Display port	4	-	0.6	-	ESD protection for ultra high speed interfaces	IP4286CZ6-TTY	SOT363 (SC-88) 	2.0 x 1.25 x 0.95
	11	-	0.7	-	ESD protection	IP4790CZ38	SOT510 (TSSOP38) 	9.7 x 4.4 x 1.1
LVDS	10	-	5	-	100 Ω termination	IP4263CZ14	SOT108 (SO14) 	8.65 x 3.9 x 1.75
SATA	2	-	0.7	-	ESD protection for ultra high speed interfaces	IP4282CZ6	SOT886 (XSON6) 	1.45 x 1.0 x 0.5
		-	0.6	-	ESD protection for ultra high speed interfaces	IP4286CZ6-TBF		
		-	0.6	-	ESD protection for ultra high speed interfaces	IP4283CZ10-TB	SOT1059 (XSON10U) 	1.0 x 2.5 x 0.5
	4	-	0.6	-	ESD protection for ultra high speed interfaces	IP4283CZ10-TT	SOT552 (TSSOP10) 	3.0 x 3.0 x 1.1
		-	0.5	-	ESD protection for ultra high speed interfaces	IP4284CZ10-TB	SOT1059 (XSON10U) 	1.0 x 2.5 x 0.5
-	0.5	-	ESD protection for ultra high speed interfaces	IP4284CZ10-TT	SOT552 (TSSOP10) 	3.0 x 3.0 x 1.1		
IEEE1394	4	55	5	-	ESD protection and termination for IEEE1394	IP4224CZ6	SOT457 (SC-74) 	2.9 x 1.5 x 1.0

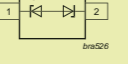

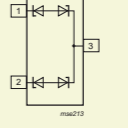

USB, LVDS, SATA, LAN

types in **bold** represent new products

Baseband interface	Number of protected lines	R_{line}	C_{line} (pF)	Digital interface clock speed (MHz)	Remark	Type	Package	Size (mm)
LAN	1	-	0.6	-	Ethernet ESD protection $V_{RWM}=3.3$ V	PESD3V3U1UT		2.9 x 1.3 x 1.0
		-	0.6	-	Ethernet ESD protection $V_{RWM}=5.0$ V	PESD5V0U1UT		
		-	0.6	-	Ethernet ESD protection $V_{RWM}=12$ V	PESD12VU1UT		
		-	0.6	-	Ethernet ESD protection $V_{RWM}=15$ V	PESD15VU1UT		
	-	0.6	-	Ethernet ESD protection $V_{RWM}=24$ V	PESD24VU1UT			
	4	-	1	-	Ethernet ESD protection	IP4220CZ6		
-		1	-	Ethernet line surge ESD protection	IP4233CZ6	SOT363 (SC-88) 	2.0 x 1.25 x 0.95	

For ultra high speed single line ESD protection please refer to pages 29 - 31

Automotive LIN/CAN/FlexRay

Number of protected lines bidirectional	V_{RWM} (V)	C_{line} typ (pF)	C_{line} max (pF)	$P_{PP}^{(1)}$ max (W)	ESD rating ⁽²⁾ max (kV)	I_T max [μ A] @ V_{RWM}	Configuration	Type	Package	Size (mm)
1	15 (diode 1) 24 (diode 2)	13	17	160	23	0.05		PESD1LIN	SOD323 (SC-76) 	1.7 x 1.25 x 0.95
2	24	11	17	200	23	0.05		PESD1CAN		2.9 x 1.3 x 1.0
		25	30	230	30	0.01		PESD2CAN		2.9 x 1.3 x 1.0
		11	17	200	23	0.05		PESD1FLEX		2.9 x 1.3 x 1.0

⁽¹⁾ 8/20 μ s surge pulse acc. to IEC 61000-4-5

⁽²⁾ acc. to IEC 61000-4-2 (contact discharge)

TVS diodes, 24 W / 40 W

types in **bold** represent new products

Power (W) (10/1000 μ s waveform) ^[1]	V_{rev} (V)	$V_{\text{br, min}}$ (V) @ I_{br}	$V_{\text{br, typ}}$ (V) @ I_{br}	$V_{\text{br, max}}$ (V) @ I_{br}	I_{br} (mA)	ESD rating ^[2] max (kV)	$C_{\text{int, typ}}$ (pF)	$V_{\text{cl, max}}$ (V) @ I_{fp}	I_{fp} (A)	$I_{\text{bm, max}}$ (μ A) @ V_{RWM}	Configuration	Type	Package	Size (mm)
24	3	5.32	5.6	5.88	20	30	210	8	3	5		MMBZ5V6AL	SOT23	2.9 x 1.3 x 1.0
	3	5.89	6.2	6.51	1	30	175	8.7	2.76	0.2		MMBZ6V2AL		
	4.5	6.48	6.8	7.14	1	30	150	9.6	2.5	0.3		MMBZ6V8AL		
	6	8.65	9.1	9.56	1	30	155	14	1.7	0.1		MMBZ9V1AL		
	6.5	9.5	10	10.5	1	30	130	14.2	1.7	0.02		MMBZ10VAL		
40	8.5	11.4	12	12.6	1	30	110	17	2.35	0.005		MMBZ12VAL	SOT23	2.9 x 1.3 x 1.0
	12	14.25	15	15.75	1	30	85	21	1.9	0.005		MMBZ15VAL		
	14.5	17.1	18	18.9	1	30	70	25	1.6	0.005		MMBZ18VAL		
	17	19	20	21	1	30	65	28	1.4	0.005		MMBZ20VAL		
	22	25.65	27	28.35	1	30	48	40	1	0.005		MMBZ27VAL		
	26	31.35	33	34.65	1	30	45	46	0.87	0.005		MMBZ33VAL		
	8.5	11.4	12	12.6	1	30	110	17	2.35	0.005		MMBZ12VDL		
	12.8	14.3	15	15.8	1	30	85	21.2	1.9	0.005		MMBZ15VDL		
	14.5	17.1	18	18.9	1	30	70	25	1.6	0.005		MMBZ18VCL		
	17	19	20	21	1	30	65	28	1.4	0.005		MMBZ20VCL		
	22	25.65	27	28.35	1	30	48	38	1	0.005		MMBZ27VCL		
	26	31.35	33	34.65	1	30	45	46	0.87	0.005		MMBZ33VCL		

^[1] acc. to IEC 61643-321 ^[2] acc. to IEC 61000-4-2 (contact discharge)

TVS diodes, 400 W

Power (W) (10/1000 μ s waveform) ^[1]	V_{rev} (V)	$V_{\text{br, min}}$ (V) @ I_{br}	$V_{\text{br, typ}}$ (V) @ I_{br}	$V_{\text{br, max}}$ (V) @ I_{br}	I_{br} (mA)	$V_{\text{cl, max}}$ (V) @ I_{fp}	I_{fp} (A)	$I_{\text{bm, max}}$ (μ A) @ V_{RWM}	$I_{\text{bm, max}}$ (μ A) @ V_{RWM}	Type	Package	Size (mm)
350	3.5	5.20	5.60	6.00	10	8.0	43.8	5	600	PTVS3V3S1UR	SOD123W	2.6 x 1.7 x 1.0
400	5.0	6.40	6.70	7.00	10	9.2	43.5	5	400	PTVS5V0S1UR		
	6.0	6.67	7.02	7.37	10	10.3	38.8	5	400	PTVS6V0S1UR		
	6.5	7.22	7.60	7.98	10	11.2	35.7	5	250	PTVS6V5S1UR		
	7.0	7.78	8.20	8.60	10	12.0	33.3	3	100	PTVS7V0S1UR		
	7.5	8.33	8.77	9.21	1	12.9	31.0	0.2	50	PTVS7V5S1UR		
	8.0	8.89	9.36	9.83	1	13.6	29.4	0.03	25	PTVS8V0S1UR		
	8.5	9.44	9.92	10.40	1	14.4	27.8	0.01	10	PTVS8V5S1UR		
	9.0	10.00	10.55	11.10	1	15.4	26.0	0.005	5	PTVS9V0S1UR		
	10	11.10	11.70	12.30	1	17.0	23.5	0.005	2.5	PTVS10VS1UR		
	11	12.20	12.85	13.50	1	18.2	22.0	0.005	2.5	PTVS11VS1UR		
	12	13.30	14.00	14.70	1	19.9	20.1	0.005	2.5	PTVS12VS1UR		
	13	14.40	15.15	15.90	1	21.5	18.6	0.001	0.1	PTVS13VS1UR		
	14	15.60	16.40	17.20	1	23.2	17.2	0.001	0.1	PTVS14VS1UR		
	15	16.70	17.60	18.50	1	24.4	16.4	0.001	0.1	PTVS15VS1UR		
	16	17.80	18.75	19.70	1	26.0	15.4	0.001	0.1	PTVS16VS1UR		
	17	18.90	19.90	20.90	1	27.6	14.5	0.001	0.1	PTVS17VS1UR		
	18	20.00	21.00	22.10	1	29.2	13.7	0.001	0.1	PTVS18VS1UR		
	20	22.20	23.35	24.50	1	32.4	12.3	0.001	0.1	PTVS20VS1UR		
	22	24.40	25.60	26.90	1	35.5	11.3	0.001	0.1	PTVS22VS1UR		
	24	26.70	28.10	29.50	1	38.9	10.3	0.001	0.1	PTVS24VS1UR		
	26	28.90	30.40	31.90	1	42.1	9.5	0.001	0.1	PTVS26VS1UR		
	28	31.10	32.80	34.40	1	45.4	8.8	0.001	0.1	PTVS28VS1UR		
	30	33.30	35.10	36.80	1	48.4	8.3	0.001	0.1	PTVS30VS1UR		
	33	36.70	38.70	40.60	1	53.3	7.5	0.001	0.1	PTVS33VS1UR		
	36	40.00	42.10	44.20	1	58.1	6.9	0.001	0.1	PTVS36VS1UR		
	40	44.40	46.80	49.10	1	64.5	6.2	0.001	0.1	PTVS40VS1UR		
	43	47.80	50.30	52.80	1	69.4	5.8	0.001	0.1	PTVS43VS1UR		
	45	50.00	52.65	55.30	1	72.7	5.5	0.001	0.1	PTVS45VS1UR		
48	53.30	56.10	58.90	1	77.4	5.2	0.001	0.1	PTVS48VS1UR			
51	56.70	59.70	62.70	1	82.4	4.9	0.001	0.1	PTVS51VS1UR			
54	60.00	63.15	66.30	1	87.1	4.6	0.001	0.1	PTVS54VS1UR			
58	64.40	67.80	71.20	1	93.6	4.3	0.001	0.1	PTVS58VS1UR			
60	66.70	70.20	73.70	1	96.8	4.1	0.001	0.1	PTVS60VS1UR			
64	71.10	74.85	78.60	1	103.0	3.9	0.001	0.1	PTVS64VS1UR			

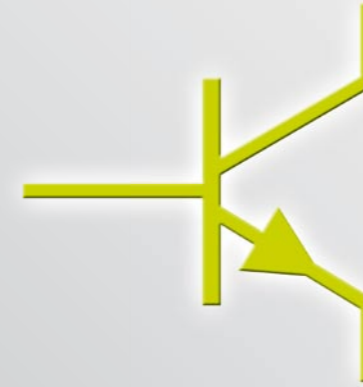
^[1] 10/1000 μ s acc. to IEC 61643-321

TVS diodes, 600 W

types in **bold** represent new products

Power (W) (10/1000 μ s waveform) ^[1]	V_{rev} (V)	$V_{\text{br, min}}$ (V) @ I_{br}	$V_{\text{br, typ}}$ (V) @ I_{br}	$V_{\text{br, max}}$ (V) @ I_{br}	I_{br} (mA)	$V_{\text{cl, max}}$ (V) @ I_{fp}	I_{fp} (A)	$I_{\text{bm, max}}$ (μ A) @ V_{RWM}	$I_{\text{bm, max}}$ (μ A) @ V_{RWM}	Type	Package	Size (mm)
600	3.5	5.20	5.60	6.00	10	8	75	5	600	PTVS3V3P1UP	SOD128	3.8 x 2.6 x 1.0
	5	6.40	6.70	7.00	10	9.2	65.2	5	400	PTVS5V0P1UP		
	6	6.67	7.02	7.37	10	10.3	58.3	5	400	PTVS6V0P1UP		
	6.5	7.22	7.60	7.98	10	11.2	53.6	5	250	PTVS6V5P1UP		
	7	7.78	8.20	8.60	10	12	50	3	100	PTVS7V0P1UP		
	7.5	8.33	8.77	9.21	1	12.9	46.5	0.2	50	PTVS7V5P1UP		
	8	8.89	9.36	9.83	1	13.6	44.1	0.03	25	PTVS8V0P1UP		
	8.5	9.44	9.92	10.40	1	14.4	41.7	0.01	10	PTVS8V5P1UP		
	9	10.00	10.55	11.10	1	15.4	39	0.005	5	PTVS9V0P1UP		
	10	11.10	11.70	12.30	1	17	35.3	0.005	2.5	PTVS10VP1UP		
	11	12.20	12.85	13.50	1	18.2	33	0.005	2.5	PTVS11VP1UP		
	12	13.30	14.00	14.70	1	19.9	30.2	0.005	2.5	PTVS12VP1UP		
	13	14.40	15.15	15.90	1	21.5	27.9	0.001	0.1	PTVS13VP1UP		
	14	15.60	16.40	17.20	1	23.2	25.9	0.001	0.1	PTVS14VP1UP		
	15	16.70	17.60	18.50	1	24.4	24.6	0.001	0.1	PTVS15VP1UP		
	16	17.80	18.75	19.70	1	26	23.1	0.001	0.1	PTVS16VP1UP		
	17	18.90	19.90	20.90	1	27.6	21.7	0.001	0.1	PTVS17VP1UP		
	18	20.00	21.00	22.10	1	29.2	20.5	0.001	0.1	PTVS18VP1UP		
	20	22.20	23.35	24.50	1	32.4	18.5	0.001	0.1	PTVS20VP1UP		
	22	24.40	25.60	26.90	1	35.5	16.9	0.001	0.1	PTVS22VP1UP		
	24	26.70	28.10	29.50	1	38.9	15.4	0.001	0.1	PTVS24VP1UP		
	26	28.90	30.40	31.90	1	42.1	14.2	0.001	0.1	PTVS26VP1UP		
	28	31.10	32.80	34.40	1	45.4	13.2	0.001	0.1	PTVS28VP1UP		
	30	33.30	35.10	36.80	1	48.4	12.4	0.001	0.1	PTVS30VP1UP		
	33	36.70	38.70	40.60	1	53.3	11.3	0.001	0.1	PTVS33VP1UP		
	36	40.00	42.10	44.20	1	58.1	10.3	0.001	0.1	PTVS36VP1UP		
	40	44.40	46.80	49.10	1	64.5	9.3	0.001	0.1	PTVS40VP1UP		
	43	47.80	50.30	52.80	1	69.4	8.6	0.001	0.1	PTVS43VP1UP		
	45	50.00	52.65	55.30	1	72.7	8.3	0.001	0.1	PTVS45VP1UP		
	48	53.30	56.10	58.90	1	77.4	7.8	0.001	0.1	PTVS48VP1UP		
	51	56.70	59.70	62.70	1	82.4	7.3	0.001	0.1	PTVS51VP1UP		
	54	60.00	63.15	66.30	1	87.1	6.9	0.001	0.1	PTVS54VP1UP		
58	64.40	67.80	71.20	1	93.6	6.4	0.001	0.1	PTVS58VP1UP			
60	66.70	70.20	73.70	1	96.8	6.2	0.001	0.1	PTVS60VP1UP			
64	71.10	74.85	78.60	1	103	5.8	0.001	0.1	PTVS64VP1UP			

^[1] 10/1000 μ s acc. to IEC 61643-321



Small-signal transistors

General purpose bipolar transistors

48

Single transistors	48
Double transistors	49
Single and double switching transistors	49
Matched pair transistors	50
High voltage transistors	51
Low noise transistors	51
Darlington transistors	51
Medium frequency transistors	52
Schmitt trigger	52
MOSFET driver	53

Resistor-equipped transistors (RETs)

54

RETs 100 mA single	54
RETs 100 mA double	55
RETs 500 mA	55
Low V_{CEsat} (BISS) RETs	55

Low V_{CEsat} (BISS) transistors

56

Low V_{CEsat} (BISS) transistors single NPN	56
Low V_{CEsat} (BISS) transistors single PNP	58
Low V_{CEsat} (BISS) transistors double	60
Low V_{CEsat} (BISS) load switches	61
High voltage low V_{CEsat} (BISS) transistors	62
Low V_{CEsat} modules - Schottky diode / (BISS) transistor	62
Low V_{CEsat} (BISS) RETs	63
Advantages of low V_{CEsat} (BISS) technology	63

Medium power transistors

64

Medium power low V_{CEsat} (BISS) transistors NPN	64
Medium power low V_{CEsat} (BISS) transistors PNP	65
Medium power general purpose transistors	65

Single transistors

Package						SOT23	SOT323 (SC-70)	SOT416 (SC-75)	SOT883 (SC-101)
Size (mm)						2.9 x 1.3 x 1.0	2.0 x 1.25 x 0.95	1.6 x 0.8 x 0.77	1.0 x 0.6 x 0.5
P _{tot} (mW)						250	200	150	250
Polarity	V _{CEO} (V)	I _C (mA)	h _{FE} min	h _{FE} max	f _r min (MHz)				
NPN	25	100	450	1200	100		PMST5089		
	30	100	110 - 200	450 - 800	100	BC848B	BC848W		
			350	900	100		PMST5088		
	32	100	110 - 420	220 - 800	100	BCW31 / 32 / 33			
			180 - 380	310 - 630	250	BCW60B / C / D			
	40	100	120 - 270	270 - 560	100				2PC4617QM / RM
	45	100	110 - 420	220 - 800	100	BC847 / A / B / C	BC847W / AW / BW / CW	BC847T / AT / BT / CT	BC847AM / BM / CM
			120 - 380	220 - 630	100	BCX70G / H / J / K			
			110 - 200	220 - 450	100	BCW71 / 72			
	50	100	210 - 290	340 - 460	100 - 150	2PD601ART 2PD601ARL 2PD601ASL	2PD601ARW / SW		
			250	650	100	PMBT6428	PMST6428		
	60	100	110 - 200	220 - 450	100	BCV71 / 72			
	65	100	110 - 200	220 - 450	100	BC846 / A / B	BC846W / AW / BW	BC846T / AT / BT	
	80	100	20	80	60	BSS64			
	50	150	120 - 270	270 - 560	100		2PC4081Q / R / S	2PC4617Q / R	
	45	500	100 - 250	250 - 600	100	BC817 / -16 / -25 / -40	BC817W / -16W / -25W / -40W		
			100	600	100	BCX19			
	50	500	85 - 170	170 - 340	140 - 180	2PD602AQL 2PD602ARL 2PD602ASL	2PD1820AR / S		
	60	500	50	-	100		PMSTA05		
	80	500	100	-	100	PMBTA06	PMSTA06		
PNP	30	100	125 - 220	500 - 800	100	BC858B	BC858W		
	32	100	120 - 215	260 - 500	100	BCW29 / 30			
			180 - 380	310 - 630	100	BCW61B / C / D			
	40	100	120 - 270	270 - 560	100				2PA1774QM / RM / SM
	45	100	210 - 290	340 - 460	70 - 80	2PB709ART 2PB709ARL 2PB709ASL	2PB709ARW / SW		
			180 - 380	310 - 630	100	BCX71H / J / K			
			120 - 215	260 - 500	100	BCW69 / 70			
	45	100	125 - 420	250 - 800	100	BC857 / A / B / C	BC857W / AW / BW / CW	BC857T / AT / BT / CT	BC857AM / BM / CM
			120	260	150	BCW89			
	65	100	125 - 200	250 - 475	100	BC856 / A / B	BC856W / AW / BW	BC856T / AT / BT	
	100	100	30	-	50	BSS63			
	50	150	120 - 270	270 - 560	100		2PA1576Q / R / S	2PA1774Q / R / S	
	25	500	100	600	80	BCX18			
	45	500	100 - 250	250 - 600	80	BC807 / -16 / -25 / -40	BC807W / -16W / -25W / -40W		
			100	600	80	BCX17			
50	500	85 - 170	170 - 340	100 - 140	2PB710ARL 2PB710ASL	2PB1219AQ / R / S			
60	500	100	-	50		PMSTA55			
80	500	100	-	50	PMBTA56	PMSTA56			

Double transistors

types in **bold** represent new products

Package						SOT457 (SC-74)	SOT363 (SC-88)	SOT666
Size (mm)						2.9 x 1.5 x 1.0	2.0 x 1.25 x 0.95	1.6 x 1.2 x 0.55
P _{tot} (mW)						600	300	300
Polarity	V _{CEO} (V)	I _C (mA)	h _{FE} min	h _{FE} max	f _r min (MHz)			
NPN	40	100	120	450	100		PUMX1	PEMX1
	45	100	200	450	100	BC847DS	BC847BS	BC847BV
	65	100	110	-	100		BC846S	
			200	450	100	BC846DS	BC846BS	
	50	150	120	560	100		PUMX2	
PNP	45	500	160	400	80	BC817DS		
	40	100	120	450	100	PIMT1	PUMT1	PEMT1
	45	100	200	450	100		BC857BS	BC857BV
NPN/PNP	65	100	110	-	100		BC856S	
	45	500	200	450	100		BC856BS	
			160	400	80	BC807DS		
40	100	120	450	100		PUMZ1	PEMZ1	
45	100	200	450	100			BC847BPN	BC847BPN
50	100	120	560	100		PIMZ2	PUMZ2	
65	100	200	450	100			BC846BPN	
12	500	200	-	250/100				PEMZ7
45	500	160	400	100/80		BC817DPN		

Small-signal transistors

Single and double switching transistors

Package							SOT223 (SC-73)	SOT89 (SC-62)	SOT23	SOT323 (SC-70)	SOT363 (SC-88)	SOT666	SOT883 (SC-101)	
Size (mm)							6.5 x 3.5 x 1.65	4.5 x 2.5 x 1.5	2.9 x 1.3 x 1.0	2.0 x 1.25 x 0.95	2.0 x 1.25 x 0.95	1.6 x 1.2 x 0.55	1.0 x 0.6 x 0.5	
P _{tot} (mW)							1700	1300	250	200	300	300	250	
Configuration							single	single	single	single	double	double	single	
Polarity	V _{CEO} (V)	I _C (mA)	h _{FE} min	h _{FE} max	f _r min (MHz)	t _{off} (ns)								
NPN	12	100	40	120	400	20			BSV52					
	40	100	100	300	180	20			PMBS3904	PMSS3904				
					300	250		PXT2222A						
	15	200	40	120	500	20			PMBT2369	PMST2369				
	40	200	100	300	300	250			MMBT3904					
	30	600	100	300	250	250	250			PMBT3904	PMST3904	PMBT3904YS	PMBT3904VS	PMBT3904M
										PMBT2222	PMST2222			
	40	600	100	300	250	250	250	PZT4401	PXT4401	PMBT4401	PMST4401			
	40	600	100	300	300	300	250			MMBT2222A				
								PZT2222A		PMBT2222A	PMST2222A			
40	800	100	300	300	250				BSR14					
PNP	40	100	100	300	150	700			PMBS3906	PMSS3906				
	40	200	100	300	250	300			MMBT3906					
									PMBT3906	PMST3906	PMBT3906YS	PMBT3906VS	PMBT3906M	
	40	600	100	300	200	350	365	PZT4403	PXT4403	PMBT4403	PMST4403			
										PMBT2907				
	60	600	100	300	200	300	365				PMST2907A			
PZT2907A								PXT2907A	PMBT2907A					
NPN/PNP	40	200	100	300	300/250	250/300					PMBT3946YPN	PMBT3946VFN		

Matched pair transistors

Package		SOT143B	SOT457 (SC-74)	SOT353 (SC-88A)	SOT363 (SC-88)	SOT666
Size (mm)		2.9 x 1.3 x 1.0	2.9 x 1.5 x 1.0	2.0 x 1.25 x 0.95	2.0 x 1.25 x 0.95	1.6 x 1.2 x 0.55
P _{tot} (mW)		250	380	300	300	300
Polarity	V _{CEO} (V)	I _C (mA)	h _{FE} min	h _{FE} max	h _{FE1} /h _{FE2}	V _{BE1} - V _{BE2} (mV)
NPN	30	100	110	800	0.7 ¹⁾	n.a.
	45	100	200	450	0.9 ¹⁾	2
					0.95	2
					0.98	2
Configuration						
PNP	30	100	100	800	0.7 ¹⁾	n.a.
	45	100	200	450	0.9 ¹⁾	2
					0.95	2
					0.98	2
Configuration						

¹⁾ I_{C1}/I_{E2}

Key features

- ▶ Current gain matching to 10 %, 5 % or 2 %
- ▶ Base-emitter voltage matching to 2 mV
- ▶ Choice of standard double transistor pinout or application-optimized pinout
- ▶ Common-emitter configuration for 5-pin type
- ▶ Range of small, very small and ultra small packages

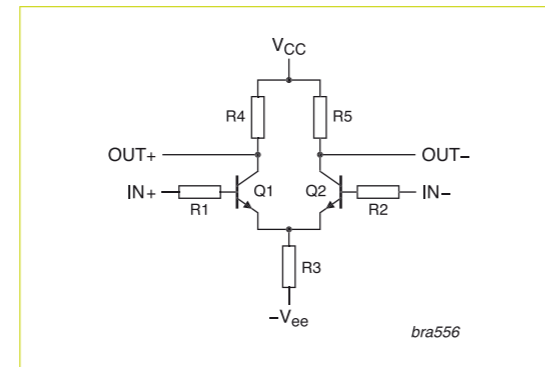
Key benefits

- ▶ Improved performance of current mirror and differential amplifier circuits
- ▶ Drop-in replacement for standard double transistors (BCM series)
- ▶ Simplified board layout (PMP series)
- ▶ Eliminates the need for costly additional trimming

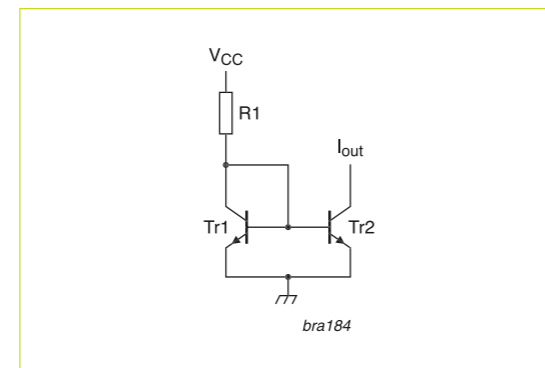
Key applications

- ▶ Current mirrors
- ▶ Differential and instrumentation amplifiers
- ▶ Logarithmic amplifiers
- ▶ Comparators

Differential amplifier



Current mirror



High voltage transistors

Package		SOT223 (SC-73)	SOT89 (SC-62)	SOT457 (SC-74)	SOT23	SOT323 (SC-70)		
Size (mm)		6.5 x 3.5 x 1.65	4.5 x 2.5 x 1.5	2.9 x 1.5 x 1.0	2.9 x 1.3 x 1.0	2.0 x 1.25 x 0.95		
P _{tot} (mW)		1700	1300	600	250	200		
Polarity	V _{CEO} (V)	I _C (mA)	h _{FE} min	h _{FE} max	f _T min (MHz)			
NPN	80	100	20	-	60	BSS64		
	140	100	60	250	100	PMBT5550		
	160	300	80	250	100	PMBT5551/BSR19A		
	250	100	50	-	60	BF722	BF622	
						BF720	BF620	
	300	100	40	-	50	PZTA42	PXTA42	
	350	100	40	-	70	BSP19	BST39	
400	300	50	200	20	PZTA44			
PNP	100	100	30	-	50	BSS63		
	250	100	50	-	60	BF723		
			50	-	60		BF623	BF823
	300	100	50	-	60		BF621	BF821
2 x NPN	300	100	40	-	50	PZTA92	PXTA92	
Configuration						PMBTA42DS	PMBTA92	PMSTA92

For high voltage transistors with increased performance please refer to our high voltage low V_{CEsat} (BISS) transistor portfolio on pages 56 - 64.

Low noise transistors

Package		SOT23	SOT323 (SC-70)			
Size (mm)		2.9 x 1.3 x 1.0	2.0 x 1.25 x 0.95			
P _{tot} (mW)		250	200			
Polarity	V _{CEO} (V)	I _C (mA)	NF max (dB)	h _{FE} min	h _{FE} max	f _T min (MHz)
NPN	30	100	4	200	450	100
	45	100	4	420	800	100
PNP	30	100	4	200	450	100
				420	800	100
	45	100	4	220	475	100
				420	475	100

Darlington transistors

Package		SOT223 (SC-73)	SOT89 (SC-62)	SOT23
Size (mm)		6.5 x 3.5 x 1.65	4.5 x 2.5 x 1.5	2.9 x 1.3 x 1.0
P _{tot} (mW)		1700	1300	250
Polarity	V _{CEO} (V)	I _C (mA)	h _{FE} min	f _T typ (MHz)
NPN	30	500	10000	125
			20000	125
	45	1000	2000	200
			500	10000
	60	500	10000	220
			1000	2000
80	1000	2000	200	
PNP	30	500	20000	125
			20000	125
	45	1000	2000	200
			500	10000
	60	500	10000	220
			1000	2000
80	1000	2000	200	

Medium frequency transistors

Package		SOT23	SOT323 (SC-70)				
Size (mm)		2.9 x 1.3 x 1.0	2.0 x 1.25 x 0.95				
P _{tot} (mW)		250	200				
Polarity	V _{CEO} (V)	I _C (mA)	h _{FE} min	h _{FE} max	f _T typ (MHz)		
NPN	15	100	40	-	500	BF570	
	20	25	40	85	> 275	BFS20	BFS20W
		30	65	225	260	BF519	
PNP	40	25	67	220	380	BF840	
	30	25	25	50	250	BF824	BF824W
	40	25	50	-	> 325	BF550	

Schmitt trigger

Package		SOT143B					
Size (mm)		2.9 x 1.3 x 1.0					
P _{tot} (mW)		250					
Polarity	V _{CEO} (V) TR1	V _{CEO} (V) TR2	I _C (mA)	h _{FE} min	h _{FE} max	V _{CEsat} typ (mV)	
NPN	30	6	100	110	800	250	BCV63 / B
PNP	30	6	100	220	475	250	BCV64B

Key features

- ▶ Low current (max. 100 mA)
- ▶ Low voltage (max. 30 and 6 V)

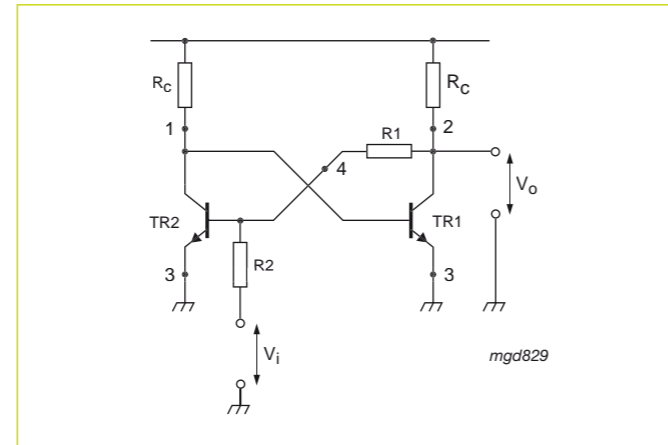
Key benefits

- ▶ Reduced component count and pick-and-place costs
- ▶ Smaller designs

Key applications

- ▶ General purpose switching and amplification
- ▶ Schmitt trigger applications

Schmitt trigger



MOSFET driver

Package		SOT457 (SC-74)		
Size (mm)		2.9 x 1.5 x 1.0		
P _{tot} (mW)		400	400	580
Configuration				
Contains	I _C (A)	I _{CM} (A)	R1 = R2 (kΩ)	
General purpose transistors	0.1	0.2	PMD9050D	BCV65 (SOT143B)
			-	PMD9010D
			2.2	PMD9001D
			4.7	PMD9002D
Switching transistors - reduced storage time	0.6	1.0	10	PMD9003D
			-	PMD2001D
Low V _{CEsat} (BISS) transistors - Low V _{CEsat} , high h _{FE} and I _C	1.0	2.0	-	PMD3001D

Key features

- ▶ Three different configurations
- ▶ Types available with standard, switching and low V_{CEsat} (BISS) transistors
- ▶ Small footprint packages

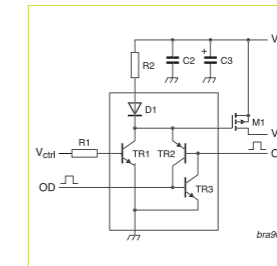
Key benefits

- ▶ Reduced component count
- ▶ Smaller end products

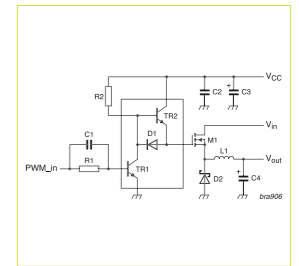
Key applications

- ▶ MOSFET driver
- ▶ Bipolar power transistor driver
- ▶ Push-pull driver



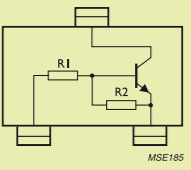
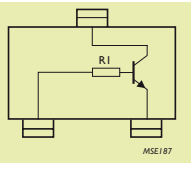
MOSFET driver with hardware output disable function



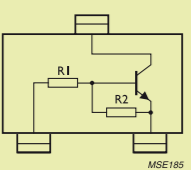
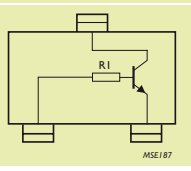


High-side MOSFET driver with level shifter function






RETs 100 mA single

Package				SOT23		SOT323 (SC-70)		
								
Size (mm)				2.9 x 1.3 x 1.0		2.0 x 1.25 x 0.95		
P _{tot} (mW)				250		200		
V _{CE0} (V)	I _c (mA)	Configuration	R1 (kΩ)	R2 (kΩ)	NPN	PNP		
50	100		1	1		PDTA113ET		PDTA113EU
			2.2	2.2	PDTC123ET	PDTA123ET	PDTC123EU	PDTA123EU
			4.7	4.7	PDTC143ET	PDTA143ET	PDTC143EU	PDTA143EU
			10	10	PDTC114ET	PDTA114ET	PDTC114EU	PDTA114EU
			22	22	PDTC124ET	PDTA124ET	PDTC124EU	PDTA124EU
			47	47	PDTC144ET	PDTA144ET	PDTC144EU	PDTA144EU
			100	100	PDTC115ET	PDTA115ET	PDTC115EU	PDTA115EU
			1	10		PDTA113ZT		PDTA113ZU
			2.2	10	PDTC123YT	PDTA123YT	PDTC123YU	PDTA123YU
			2.2	47	PDTC123JT	PDTA123JT	PDTC123JU	PDTA123JU
			4.7	10	PDTC143XT	PDTA143XT	PDTC143XU	PDTA143XU
			4.7	47	PDTC143ZT	PDTA143ZT	PDTC143ZU	PDTA143ZU
			10	47	PDTC114YT	PDTA114YT	PDTC114YU	PDTA114YU
			22	47	PDTC124XT	PDTA124XT	PDTC124XU	PDTA124XU
		47	10	PDTC144VT	PDTA144VT	PDTC144VU	PDTA144VU	
		47	22	PDTC144WT	PDTA144WT	PDTC144WU	PDTA144WU	
			2.2	-	PDTC123TT	PDTA123TT	PDTC123TU	PDTA123TU
			4.7	-	PDTC143TT	PDTA143TT	PDTC143TU	PDTA143TU
			10	-	PDTC114TT	PDTA114TT	PDTC114TU	PDTA114TU
			22	-	PDTC124TT	PDTA124TT	PDTC124TU	PDTA124TU
			47	-	PDTC144TT	PDTA144TT	PDTC144TU	PDTA144TU
			100	-	PDTC115TT	PDTA115TT	PDTC115TU	PDTA115TU

Package				SOT416 (SC-75)		SOT883 (SC-101)		
								
Size (mm)				1.6 x 0.8 x 0.77		1.0 x 0.6 x 0.5		
P _{tot} (mW)				150		250		
V _{CE0} (V)	I _c (mA)	Configuration	R1 (kΩ)	R2 (kΩ)	NPN	PNP		
50	100		1	1		PDTA113EE		PDTA113EM
			2.2	2.2	PDTC123EE	PDTA123EE	PDTC123EM	PDTA123EM
			4.7	4.7	PDTC143EE	PDTA143EE	PDTC143EM	PDTA143EM
			10	10	PDTC114EE	PDTA114EE	PDTC114EM	PDTA114EM
			22	22	PDTC124EE	PDTA124EE	PDTC124EM	PDTA124EM
			47	47	PDTC144EE	PDTA144EE	PDTC144EM	PDTA144EM
			100	100	PDTC115EE	PDTA115EE	PDTC115EM	PDTA115EM
			1	10		PDTA113ZE		PDTA113ZM
			2.2	10	PDTC123YE	PDTA123YE	PDTC123YM	PDTA123YM
			2.2	47	PDTC123JE	PDTA123JE	PDTC123JM	PDTA123JM
			4.7	10	PDTC143XE	PDTA143XE	PDTC143XM	PDTA143XM
			4.7	47	PDTC143ZE	PDTA143ZE	PDTC143ZM	PDTA143ZM
			10	47	PDTC114YE	PDTA114YE	PDTC114YM	PDTA114YM
			22	47	PDTC124XE	PDTA124XE	PDTC124XM	PDTA124XM
		47	10	PDTC144VE	PDTA144VE	PDTC144VM	PDTA144VM	
		47	22	PDTC144WE	PDTA144WE	PDTC144WM	PDTA144WM	
			2.2	-	PDTC123TE	PDTA123TE	PDTC123TM	PDTA123TM
			4.7	-	PDTC143TE	PDTA143TE	PDTC143TM	PDTA143TM
			10	-	PDTC114TE	PDTA114TE	PDTC114TM	PDTA114TM
			22	-	PDTC124TE	PDTA124TE	PDTC124TM	PDTA124TM
			47	-	PDTC144TE	PDTA144TE	PDTC144TM	PDTA144TM
			100	-	PDTC115TE	PDTA115TE	PDTC115TM	PDTA115TM



RETs 100 mA double

Package				SOT457 (SC-74)		SOT363 (SC-88)			SOT666					
														
Size (mm)				2.9 x 1.5 x 1.0		2.0 x 1.25 x 0.95			1.6 x 1.2 x 0.55					
P _{tot} (mW)				600		300			300					
V _{CE0} (V)	I _c (mA)		R1 (kΩ)	R2 (kΩ)	NPN/NPN	NPN/PNP	NPN/NPN	NPN/PNP	PNP/PNP	NPN/NPN	NPN/PNP	PNP/PNP		
50	100	R1 = R2	2.2	2.2			PUMH20	PUMD20	PUMB20	PEMH20	PEMD20	PEMB20		
			4.7	4.7			PUMH15	PUMD15	PUMB15	PEMH15	PEMD15	PEMB15		
			10	10			PUMH11	PUMD3	PUMB11	PEMH11	PEMD3	PEMB11		
			22	22			PUMH1	PUMD2	PUMB1	PEMH1	PEMD2	PEMB1		
			47	47			PUMH2	PUMD12	PUMB2	PEMH2	PEMD12	PEMB2		
			100	100			PUMH24	PUMD24	PUMB24	PEMH24	PEMD24	PEMB24		
			2.2	47			PUMH10	PUMD10	PUMB10	PEMH10	PEMD10	PEMB10		
			4.7	10			PUMH18	PUMD18	PUMB18	PEMH18	PEMD18	PEMB18		
			4.7	47			PUMH13	PUMD13	PUMB13	PEMH13	PEMD13	PEMB13		
			10	47	PIMH9		PUMH9	PUMD9	PUMB9	PEMH9	PEMD9	PEMB9		
			22	47			PUMH16	PUMD16	PUMB16	PEMH16	PEMD16	PEMB16		
			47	22			PUMH17	PUMD17	PUMB17	PEMH17	PEMD17	PEMB17		
			47/2.2	47/47					PUMD48			PEMD48		
			R1 ≠ R2	2.2	-					PUMH30	PUMD30	PUMB30	PEMH30	PEMD30
		4.7		-					PUMH7	PUMD6	PUMB3	PEMH7	PEMD6	PEMB3
		10		-					PUMH4	PUMD4	PUMB4	PEMH4	PEMD4	PEMB4
		22		-					PUMH19	PUMD19	PUMB19	PEMH19	PEMD19	PEMB19
		47		-					PUMH14	PUMD14	PUMB14	PEMH14	PEMD14	PEMB14


Small-signal transistors

RETs 500 mA

types in bold represent new products

Package				SOT457 (SC-74)		SOT23		
								
Size (mm)				2.9 x 1.5 x 1.0		2.9 x 1.3 x 1.0		
P _{tot} (mW)				600		250		
V _{CE0} (V)	I _c (mA)		R1 (kΩ)	R2 (kΩ)	NPN/NPN	NPN/PNP	PNP	
50	500	R1 = R2	1.0	1.0			PDTD113ET	PDTB113ET
			2.2	2.2			PDTD123ET	PDTB123ET
			1.0	10	PIMN31	PIMC31	PDTD113ZT	PDTB113ZT
		R1 ≠ R2	2.2	10			PDTD123YT	PDTB123YT
			2.2	-			PDTD123TT	PDTB123TT

Low V_{CEsat} (BISS) RETs

Package						SOT23
						
Size (mm)						2.9 x 1.3 x 1.0
P _{tot} (mW)						250
Polarity	V _{CE0} (V)	I _c (mA)		R1 (kΩ)	R2 (kΩ)	
NPN	40	600	R1 = R2	1	1	PBRN113ET
				2.2	2.2	PBRN123ET
				1	10	PBRN113ZT
			R1 ≠ R2	2.2	10	PBRN123YT
				1	1	PBRP113ET
				2.2	2.2	PBRP123ET
PNP	40	600	R1 = R2	1	10	PBRP113ZT
				2.2	10	PBRP123YT
				1	10	PBRP113ZT

Low V_{CEsat} (BISS) transistors single NPN

types in **bold** represent new products

Package											SOT223 (SC-73)	SOT89 (SC-62)	SOT457 (SC-74)		SOT23	SOT1061	SOT323 (SC-70)	SOT363 (SC-88)	SOT416 (SC-75)	SOT666	SOT883 (SC-101)		
Size (mm)											6.5 x 3.5 x 1.65	4.5 x 2.5 x 1.5	2.9 x 1.5 x 1.0		2.9 x 1.3 x 1.0	2.0 x 2.0 x 0.65	2.0 x 1.25 x 0.95	2.0 x 1.25 x 0.95	1.6 x 0.8 x 0.77	1.6 x 1.2 x 0.55	1.0 x 0.6 x 0.5		
P_{tot} (mW)											1700	1650	750		480	1400	350	430	250	500	250		
V_{CEO} (V)	I_C (A)	I_{CW} (A)	h_{FE} min/typ	@ I_C (A)	@ V_{CE} (V)	R_{CEsat} typ (mΩ); $I_C/I_B = 10$	V_{CEsat} typ (mV); $I_C = 0.5$ A; $I_B = 0.05$ A	V_{CEsat} max (mV)	@ I_C (A)	@ I_B (A)													
12	5.3	10.6	300/530	0.5	2	27 ¹⁾	18	200	5.3	0.265	PBSS301NZ	PBSS301NX											
	5.8	11.6	300/530	0.5	2	29 ¹⁾	18	235	5.8	0.29													
	6.0	7.0	280/440	0.5	2	33 ¹⁾	20	275	6	0.3						PBSS4612PA							
15	0.5	1.0	200/325	0.01	2	360	-	250	0.5	0.05											PBSS2515M		
			200/425	0.01	2	300	200	250	0.5	0.05													
20	1.0	3.0	350/470	0.1	2	220	110 ²⁾	250	1	0.05											PBSS2515E		
	2.0	4.0	220/410	0.5	2	140	70	350	2	0.2												PBSS4220V	
		5.0	220/330	0.1	2	80	45	310	3	0.3													
	3.0	5.0	220/390	0.5	2	85	40	310	3	0.3													
	4.0	15.0	300/450	0.5	2	50	30	280	4	0.4													
	4.3	8.0	300/550	0.5	2	36	21	220	4	0.2													
	5.0	10.0	300/450	0.5	2	32	35	220	5	0.5													
	5.3	10.6	300/570	0.5	2	27 ¹⁾	20	200	5.3	0.265													
	5.8	10.2	300/570	0.5	2	30 ¹⁾	20	250	5.8	0.29													
	6.0	7.0	280/440	0.5	2	33 ¹⁾	20	275	6	0.3													
	7.0	15.0	300/550	0.5	2	19	12	210	7	0.35													
8.0	20.0	300/550	0.5	2	14	9	170	8	0.4														
30	1.0	3.0	300/450	0.5	2	240	120 ²⁾	270	1	0.05													
	2.0	3.0	300/450	0.5	2	120	70	320	2	0.2													
	2.6	5.0	300/500	0.5	2	76	80	320	3	0.3													
	3.0	5.0	300/490	0.5	2	80	45	300	3	0.3													
	3.5	6.0	300/500	0.5	2	50	70	300	4	0.4													
	4.7	10.0	300/500	0.5	2	45	57	250	4	0.4													
	5.1	10.2	300/480	0.5	2	30 ¹⁾	20	220	5.1	0.255													
	5.4	10.0	300/500	0.5	2	45	57	340	5.4	0.27													
	5.5	11.0	300/480	0.5	2	31 ¹⁾	20	240	5.5	0.275													
	6.0	7.0	280/450	0.5	2	35 ¹⁾	21	275	6	0.3													
40	0.5	1.0	200/550	0.01	2	380	200 ²⁾	250	0.5	0.05												PBSS2540M	
			200/350	0.01	2	380	190	250	0.5	0.05													
	1.0	3.0	300/-	0.5	5	150	70	440	2	0.2													PBSS2540E
		300/440	0.5	5	240	130	500	1	0.1														PBSS4140V
		300/510	0.5	5	230	120	500	1	0.1														
	2.0	3.0	300/420	0.5	5	150	130	500	1	0.1													
		300/400	0.5	5	150	70	400	2	0.2														
	4.0	15.0	300/520	0.5	2	55	35	300	4	0.4													
		10.0	300/500	0.5	2	40	21	355	5	0.5													
		10.0	300/500	0.5	2	42	25	355	5	0.5													
	50	2.0	5.0	300/495	0.5	2	100	60	260	2	0.2												
			300/-	0.5	2	160	90 ²⁾	320	2	0.2													
3.0	5.0	200/280	0.5	2	110	65	290	2	0.2														
	300/460	0.5	2	75	50	370	3	0.3															
	200/280	0.5	2	110	60 ¹⁾	290	2	0.2															
60	1.0	2.0	200/400	0.5	5	200	110	250	1	0.1												PBSS4160V	
			200/420	0.5	5	230	120	280	1	0.1													
			200/350	0.5	5	200	110	250	1	0.1													
	3.0	6.0	345/570	0.5	2	65	40	260	3	0.3													
	3.8	8.0	300/500	0.5	2	46	29	200	3	0.3													
	4.7	9.4	300/520	0.5	2	37 ¹⁾	25	245	4.7	0.235													
	5.2	10.4	300/520	0.5	2	39 ¹⁾	25	280	5.2	0.26													
	6.0	7.0	280/440	0.5	2	34 ¹⁾	22	290	6	0.3													
	6.2	15.0	300/500	0.5	2	25	17	230	6	0.3													
	7.0	15.0	300/500	0.5	2	17.5	13	195	7	0.35													
	80	3.0	6.0	240/360	0.5	2	67	40	255	3	0.3												
4.0		10.0	250/400	0.5	2	43 ¹⁾	25	230	4	0.2													
4.6		9.2	300/470	0.5	2	37 ¹⁾	25	240	4.6	0.23													
5.1		10.2	300/470	0.5	2	38 ¹⁾	25	270	5.1	0.255													
5.6	7.0	270/425	0.5	2	40 ¹⁾	25	320	5.6	0.28														
100	1.0	3.0	150/400	0.25	10	160	80	200	1	0.1													
			150/300	0.25	10	165	70	200	1	0.1													
			150/290	0.25	10	160	75	200	1	0.1													
			150/290	0.25	10	165	73	200	1	0.1													
			150/290	0.25	10	160	73	200	1	0.1													
	3.0	4.0	170/275	0.5	2	72	45	360	4	0.4													
	4.5	9.0	200/330	0.5	2	38 ¹⁾	27	245	4.5	0.225													
5.1	10.2	200/330	0.5	2	43 ¹⁾	27	300	5.1	0.255														
5.2	6.0	180/285	0.5	2	48 ¹⁾	30	340	5.2	0.26														

1) $I_C/I_B = 20$
 2) V_{CEsat} (max)
 3) optimized for high speed switching

Small-signal transistors

Low V_{CEsat} (BISS) transistors single PNP

types in **bold** represent new products

Package												SOT223 (SC-73)	SOT89 (SC-62)	SOT457 (SC-74)		SOT23	SOT1061	SOT323 (SC-70)	SOT363 (SC-88)	SOT416 (SC-75)	SOT666	SOT883 (SC-101)
Size (mm)												6.5 x 3.5 x 1.65	4.5 x 2.5 x 1.5	2.9 x 1.5 x 1.0		2.9 x 1.3 x 1.0	2.0 x 2.0 x 0.65	2.0 x 1.25 x 0.95	2.0 x 1.25 x 0.95	1.6 x 0.8 x 0.77	1.6 x 1.2 x 0.55	1.0 x 0.6 x 0.5
P _{tot} (mW)												1700	1650	750		480	1400	350	430	250	500	250
V _{CEO} (V)	I _C (A)	I _{CM} (A)	h _{FE} min/typ	@ I _C (V)	@ V _{CE} (V)	R _{CEsat} typ (mΩ); I _C /I _B = 10	V _{CEsat} typ (mV); I _C = 0.5 A; I _B = 0.05 A	V _{CEsat} max (mV)	@ I _C (A)	@ I _B (A)												
12	5.3	10.6	250/400	0.5	2	28 ¹⁾	20	210	5.3	0.265												
	5.7	11.4	250/400	0.5	2	30 ¹⁾	20	245	5.7	0.285	PBSS301PZ											
	6.0	7.0	220/335	0.5	2	33 ¹⁾	20	300	6	0.3				PBSS5612PA								
15	0.5	1.0	200/260	0.01	2	300	150	250	0.5	0.05											PBSS3515M	
			200/325	0.01	2	300	150	250	0.5	0.05												
20	1.0	2.0	300/450	0.1	2	250	125 ²⁾	250	1	0.05												
		4.0	220/440	0.1	2	140	75	390	2	0.2			PBSS5120T									
	2.0	3.0	225/-	0.5	2	115	80 ²⁾	225	2	0.2												
		5.0	220/420	0.5	2	75	50	210	2	0.2												
	3.0	5.0	200/-	0.5	2	85	80 ²⁾	400	3	0.3												
				220/450	0.5	2	90	50	300	3	0.3											
	3.5	8.0	250/400	0.5	2	55	35	375	4	0.2												
	4.0	15.0	250/400	0.5	2	50	35	280	4	0.4												
	5.0	10.0	300/430	0.5	2	34	45	270	5	0.5												
	5.1	10.2	250/370	0.5	2	32 ¹⁾	25	230	5.1	0.255												
	5.5	11.0	250/370	0.5	2	34 ¹⁾	25	265	5.5	0.275												
	6.0	7.0	230/345	0.5	2	39 ¹⁾	25	350	6	0.3												
6.2	15.0	250/400	0.5	2	25	18	240	6	0.3													
6.6	20.0	250/400	0.5	2	22	16	240	7	0.35													
30	1.0	3.0	260/350	0.5	2	220	110	225	1	0.05												
	2.0	3.0	300/450	0.1	2	160	70	350	2	0.2												
	2.4	5.0	200/320	0.5	2	110	95	330	2	0.2												
	2.7	5.0	200/350	0.5	2	88	87	395	3	0.3												
	3.0	5.0	200/380	0.5	2	80	50	320	3	0.3												
	4.2	10.0	200/350	0.5	2	58	70	345	4	0.4												
	4.4	10.0	200/350	0.5	2	58	70	400	4	0.2												
	5.1	10.2	250/400	0.5	2	32 ¹⁾	25	230	5.1	0.255												
	5.3	10.6	250/400	0.5	2	35 ¹⁾	25	265	5.3	0.265												
6.0	7.0	200/335	0.5	2	39 ¹⁾	25	350	6	0.3													
40	0.5	1.0	200/380	0.01	2	440	220	350	0.5	0.05												
			200/380	0.01	2	440	230	350	0.5	0.05												
			300/-	0.1	5	200	120	310	1	0.1												
	1.0	2.0	300/520	0.1	5	230	130	500	1	0.1												
			300/800	0.1	5	250	130	500	1	0.1												
			300/510	0.1	5	230	130	500	1	0.1												
	1.8	3.0	300/450	0.1	5	185	100	530	2	0.2												
			300/-	0.1	2	200	110 ²⁾	350	2	0.2												
	2.0	3.0	300/450	0.1	2	150	70	350	2	0.2												
			300/310	0.5	2	55	46	300	4	0.4												
4.0	10.0	250/370	0.5	2	45	33	375	5	0.5													
		250/350	0.5	2	55	40 ¹⁾	160	2	0.2													
5.0	10.0	250/350	0.5	2	55	40 ¹⁾	160	2	0.2													
50	2.0	3.0	200/-	0.5	2	150	90 ²⁾	300	2	0.1												
				200/360	0.5	2	90	55	270	2	0.2											
				200/-	0.5	2	160	90 ²⁾	320	2	0.2											
	3.0	5.0	200/300	0.5	2	120	70	300	2	0.2												
			200/375	0.5	2	120	70	390	3	0.3												
		200/300	0.5	2	120	70	300	2	0.2													
60	1.0	2.0	150/250	0.5	5	220	120	330	1	0.1												
			150/250	0.5	5	255	135	340	1	0.1												
			150/250	0.5	5	220	120	330	1	0.1												
	2.7	8.0	200/300	0.5	2	80	49	360	3	0.3												
	3.0	6.0	180/265	0.5	2	70	55	290	3	0.3												
	4.2	8.4	200/295	0.5	2	53 ¹⁾	35	310	4.2	0.21												
	4.5	9.0	200/295	0.5	2	59 ¹⁾	35	375	4.5	0.225												
	5.0	6.0	170/260	0.5	2	35 ¹⁾	55	450	5	0.25												
5.7	15.0	200/300	0.5	2	40	30	300	5	0.5													
80	3.0	5.0	155/225	0.5	2	71	55	290	3	0.3												
			180/265	0.5	2	65 ¹⁾	40	420	4	0.2												
	4.0	10.0	200/300	0.5	2	50	35	380	5	0.5												
			200/280	0.5	2	43	36	240	4	0.4												
4.5	9.0	200/280	0.5	2	69 ¹⁾	36	450	4.5	0.225													
100	1.0	3.0	150/-	0.25	5	170	93	320	1	0.1												
			150/350	0.5	5	170	95	320	1	0.1												
			150/350	0.5	5	170	100	320	1	0.1												
			150/350	0.5	5	170	90	320	1	0.1												
			150/-	0.5	5	170	90	320	1	0.1												
	2.0	3.0	175/275	0.5	2	88	65	250	2	0.2												
	2.7	4.0	180/295	0.5	2	110 ¹⁾	45	450	2.7	0.135												
3.7	7.4	200/300	0.5	2	52	45	300	4	0.4													
4.1	8.2	200/300	0.5	5	57	45	325	4.1	0.41													

Small-signal transistors

¹⁾ I_C/I_B = 20
²⁾ V_{CEsat} (max)
³⁾ optimized for high speed switching

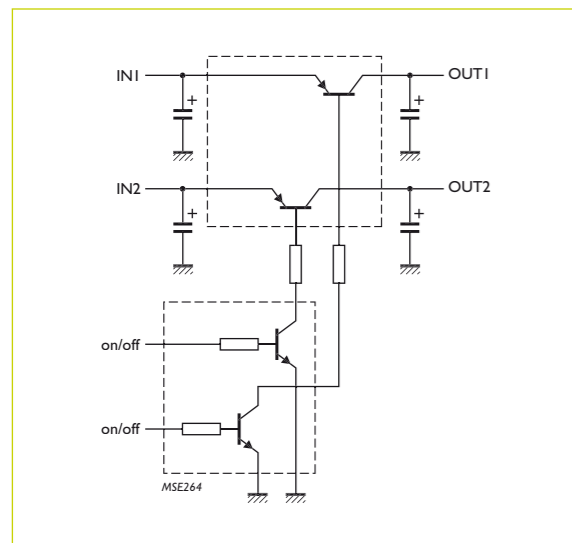
Low V_{CEsat} (BISS) transistors double

types in **bold** represent new products

Package											SOT96 (SO8)	SOT457 (SC-74)	SOT363 (SC-88)	SOT666
Size (mm)											4.9 x 3.9 x 1.75	2.9 x 1.5 x 1.0	2.0 x 1.25 x 0.95	1.6 x 1.2 x 0.55
P_{tot} (mW)											2000 ²⁾	750	430	500
V_{CE0} (V)	I_C (A)	Polarity	h_{FE} min	@ I_C (A)	@ V_{CE} (V)	V_{CEsat} typ (mV); $I_C = 0.5$ A; $I_B = 0.05$ A	V_{CEsat} max (mV)	@ I_C (A)	@ I_B (A)					
15	0.5	2 x NPN	200	0.01	2	170 ¹⁾	250	0.5	0.05					PBSS2515VS
		2 x PNP	200	0.01	2	170 ¹⁾	250	0.5	0.05					PBSS3515VS
		NPN/PNP	200	0.01	2	170 ¹⁾	250	0.5	0.05					PBSS2515VPN
		NPN/PNP	200	0.01	2	170 ¹⁾	250	0.5	0.05					PBSS2515YPN
20	7.5	NPN/NPN	300	0.5	2	15	150	4	0.2	PBSS4021SN				
	6.3	PNP/PNP	250	0.5	2	24	225	4	0.2	PBSS4021SP				
	7.5 / 6.3	NPN/PNP	300/250	0.5	2	15/24	150/225	4	0.2	PBSS4021SPN				
30	5.7	NPN/NPN	300	0.5	2	57	250	4	0.4	PBSS4032SN ³⁾				
	4.8	PNP/PNP	200	0.5	2	70	390	4	0.4	PBSS4032SP ³⁾				
	5.7 / 4.8	NPN/PNP	300/200	0.5	2	57/70	250/390	4	0.4	PBSS4032SPN ³⁾				
40	1.0	NPN/PNP	300/250	0.5	5	130/150	500	1	0.1		PBSS4140DPN			
	2.0	NPN/PNP	300/250	0.5	5	80/100	400/530	2	0.2		PBSS4240DPN			
50	2.7	2 x NPN	300	0.5	2	50	340	2.7	0.27	PBSS4350SS				
		2 x PNP	200	0.5	2	60	370	2.7	0.27	PBSS5350SS				
		NPN/PNP	300/200	0.5	2	50/60	340/370	2.7	0.27	PBSS4350SPN				
60	1.0	2 x NPN	200	0.5	5	115	250	1	0.1		PBSS4160DS			
		2 x PNP	150	0.5	5	120	330	1	0.1		PBSS5160DS			
		NPN/PNP	200/150	0.5	5	115/120	250/330	1	0.1		PBSS4160DPN			
	6.7	NPN/NPN	300	0.5	2	20	190	4	0.2	PBSS4041SN				
	5.9	PNP/PNP	200	0.5	2	35	330	4	0.2	PBSS4041SP				
6.7 / 5.9	NPN/PNP	300/200	0.5	2	20/35	190/330	4	0.2	PBSS4041SPN					

¹⁾ $I_C/I_B=20$
²⁾ Device mounted on a ceramic PCB, Al₂O₃, standard footprint.
³⁾ Optimized for high speed switching

Dual load switch using double RETs and double BISS transistors



Low V_{CEsat} (BISS) load switches

types in **bold** represent new products

Package					SOT96 (SO8)	SOT457 (SC-74)	SOT363 (SC-88)	SOT666			
Size (mm)					4.9 x 3.9 x 1.75	2.9 x 1.5 x 1.0	2.0 x 1.25 x 0.95	1.6 x 1.2 x 0.55			
P_{tot} (mW)					1500 ¹⁾	750 ¹⁾	600 ¹⁾	300 ²⁾			
V_{CE0} (V)	I_C (A)	V_{CEsat} max (mV); $I_C = 0.5$ A; $I_B = 0.05$ A	R1, R2 (kΩ)								
15	0.5	250	2.2					PBLS1501Y	PBLS1501V		
			4.7					PBLS1502Y	PBLS1502V		
			10					PBLS1503Y	PBLS1503V		
			22					PBLS1504Y	PBLS1504V		
20	1	150	2.2					PBLS2001D			
			4.7					PBLS2002D			
			10					PBLS2003D			
			22					PBLS2004D			
	1.8	70	2.2					PBLS2021D			
			4.7					PBLS2022D			
			10					PBLS2023D			
			22					PBLS2024D			
3	75	2.2					PBLS2001S				
		4.7					PBLS2002S				
		10					PBLS2003S				
		22									
40	0.5	350	2.2					PBLS4001Y	PBLS4001V		
			4.7					PBLS4002Y	PBLS4002V		
			10					PBLS4003Y	PBLS4003V		
			22					PBLS4004Y	PBLS4004V		
			47					PBLS4005Y	PBLS4005V		
			2.2						PBLS4001D		
	1	170	4.7						PBLS4002D		
			10						PBLS4003D		
			22						PBLS4004D		
			47						PBLS4005D		
			2.2							PBLS6001D	
			4.7							PBLS6002D	
60	1	180	10						PBLS6003D		
			22						PBLS6004D		
			47						PBLS6005D		
			2.2						PBLS6021D		
			4.7						PBLS6022D		
			10						PBLS6023D		
1.5	100	22						PBLS6024D			

¹⁾ Device mounted on a ceramic PCB, Al₂O₃, standard footprint
²⁾ Device mounted on an FR4 PCB, single-sided copper, tin-plated and standard footprint

Key features

- ▶ Low V_{CEsat} (BISS) transistor and resistor-equipped transistor (RET) in one package
- ▶ Low saturation voltage
- ▶ Low 'threshold' voltage (< 1 V) compared to MOSFET
- ▶ Low drive power required
- ▶ Range of small, very small and ultra small packages

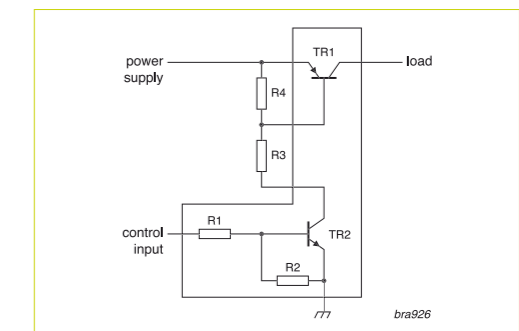
Key benefits

- ▶ Smaller end products
- ▶ Reduced component count
- ▶ Less sourcing effort
- ▶ Fewer solder points increase reliability
- ▶ Cost reduction
- ▶ More efficient, cooler running systems

Key applications

- ▶ Supply line switch
- ▶ Battery charger
- ▶ High-side switch for LEDs, drivers and backlights
- ▶ Portable equipment

BISS load switch



High voltage low V_{CEsat} (BISS) transistors

types in **bold** represent new products

Package				SOT223 (SC-73)	SOT89 (SC-62)	SOT23
Size (mm)				6.5 x 3.5 x 1.65	4.5 x 2.5 x 1.5	2.9 x 1.3 x 1.0
P _{tot} (mW)				1700	1300	250
Polarity	V _{CESM} ¹⁾ (V)	V _{CEO} (V)	I _c (A)			
NPN	-	150	1	PBHV8115Z		PBHV8115T
			2	PBHV8215Z		
		500	400	0.5	PBHV8540Z	
	1			PBHV8140Z		
	500		0.15			PMBTA45
	PNP	-	150	1	PBHV9115Z	PBHV9115X
2				PBHV9215Z		
500			400	0.25	PBHV9040Z	
		0.5		PBHV9540Z		
		500	0.15			PBHV9050T
				0.25	PBHV9050Z	

¹⁾ Collector-emitter peak voltage

Low V_{CEsat} modules – Schottky diode / (BISS) transistor

Package							SOT457 (SC-74)	SOT353 (SC-88A)
Size (mm)							2.9 x 1.5 x 1.0	2.0 x 1.25 x 0.95
P _{tot} (mW)							500	250
Transistor			Schottky rectifier			Configuration		
V _{CEO} max (V)	I _c max (A)	V _{CEsat} max (mV)	I _F max (A)	V _R max (V)	V _F max (mV)			
15	0.5	250	0.5	20	390			PMEM1505NG
40	1.0	210	1	20	550			PMEM4010ND
	2.0	400	1	40	640		PMEM4020ND	
15	0.5	250	0.5	20	390			PMEM1505PG
40	1.0	410	1	20	550			PMEM4010PD
	2.0	530	1	40	640		PMEM4020PD	
								PMEM4020APD

Key features

- ▶ Combination of low V_F (MEGA) Schottky rectifier and low V_{CEsat} (BISS) transistor in one package
- ▶ High forward current capability
- ▶ Low power dissipation

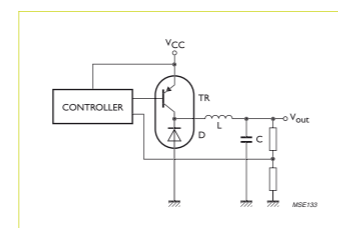
Key benefits

- ▶ Reduced component count
- ▶ Space savings of up to 32 %
- ▶ Higher efficiency
- ▶ Higher power density
- ▶ Cost reduction potential
- ▶ Simplified circuit design

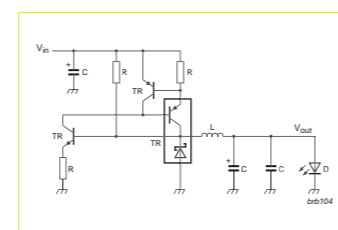
Key applications

- ▶ DC/DC conversion
- ▶ Inductive load driver
- ▶ Push-pull driver

Step-down DC/DC converter



Power LED driver



Low V_{CEsat} (BISS) RETs

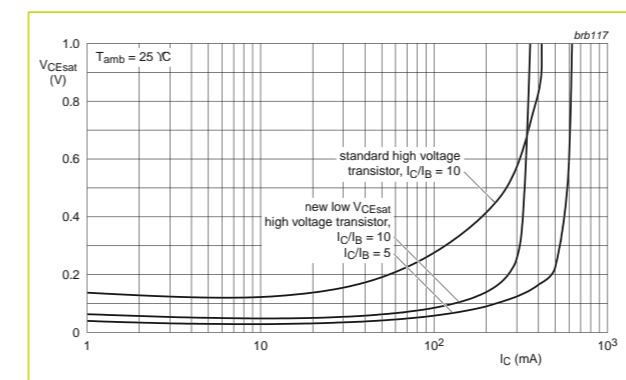
Package						SOT23	
Size (mm)						2.9 x 1.3 x 1.0	
P _{tot} (mW)						250	
V _{CEO} (V)	I _c (mA)	R1 = R2	R1 (kΩ)	R2 (kΩ)	NPN	PNP	
40	600	R1 = R2	1	1	PBRN113ET	PBRP113ET	
			2.2	2.2	PBRN123ET	PBRP123ET	
		R1 ≠ R2	1	10	PBRN113ZT	PBRP113ZT	
			2.2	10	PBRN123YT	PBRP123YT	

Advantages of low V_{CEsat} (BISS) technology

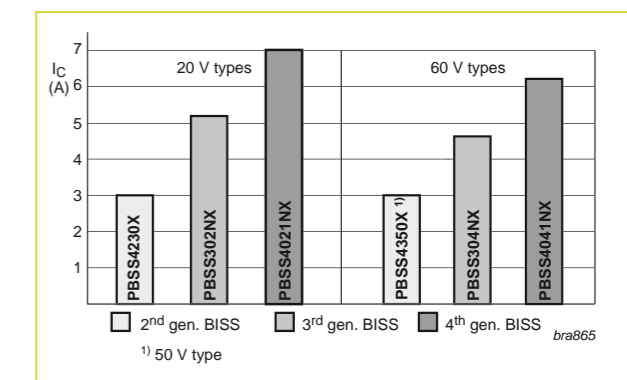
Our BISS (Breakthrough In Small-Signal) transistors show lowest V_{CEsat} values due to an innovative mesh-emitter technology and further technology improvement.

High voltage low V_{CEsat} (BISS)

V_{CEsat} improvement leads to higher I_c capability

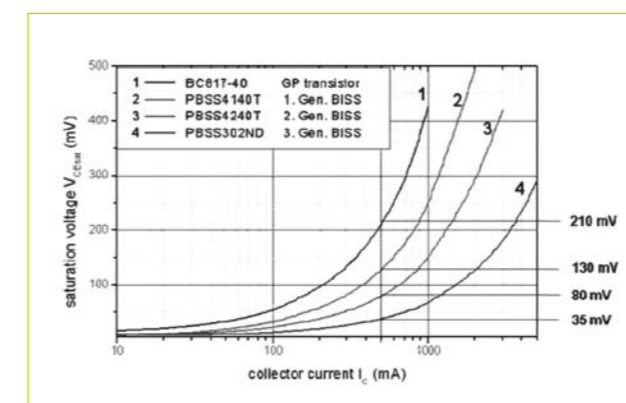


Improved collector current capabilities




Saturation voltage:

General purpose versus low V_{CEsat} (BISS) transistors (NPN in SOT23/SOT457)



65 % heat reduction by BISS transistors



General purpose transistor T_{case} = 110°C

3rd generation BISS transistor T_{case} = 40°C

Temperature profile of device surface (T_{case}). Comparison of a general purpose transistor and a 3rd generation BISS transistor.

Medium power low V_{CEsat} (BISS) transistors NPN

types in **bold** represent new products


Package													SOT223 (SC-73)	SOT89 (SC-62)	SOT457 (SC-74)	SOT1061				
Size (mm)													6.5 x 3.5 x 1.65	4.5 x 2.5 x 1.5	2.9 x 1.5 x 1.0	2.0 x 2.0 x 0.65				
P_{tot} (mW)													1700	1650	750	1400				
Polarity	V_{CE0} (V)	I_C (A)	I_{CM} (A)	h_{FE} min/typ	@ I_C (A)	@ V_{CE} (V)	R_{CEsat} typ (mΩ); $I_C/I_B = 10$	V_{CEsat} typ (mV); $I_C = 0.5A$; $I_B = 0.05A$	V_{CEsat} max (mV)	@ I_C (A)	@ I_B (A)									
NPN	12	5.3	10.6	300/530	0.5	2	27 ¹⁾	18	200	5.3	0.265									
		5.8	11.6	300/530	0.5	2	29 ¹⁾	18	235	5.8	0.29	PBSS301NZ	PBSS301NX							
	20	6.0	7.0	280/440	0.5	2	33 ¹⁾	20	275	6	0.3							PBSS4612PA		
			3.0	5.0	220/390	0.5	2	85	40	310	3	0.3		PBSS4320X						
		4.0	15.0	300/450	0.5	2	50	30	280	4	0.4			PBSS301ND						
				300/450	0.5	2	32	35	220	5	0.5			PBSS4520X						
			5.3	10.6	300/570	0.5	2	27 ¹⁾	20	200	5.3	0.265		PBSS302NX						
					5.8	10.2	300/570	0.5	2	30 ¹⁾	20	250	5.8	0.29	PBSS302NZ					
			6.0	7.0	280/440	0.5	2	33 ¹⁾	20	275	6	0.3								PBSS4620PA
					7.0	15.0	300/550	0.5	2	19	12	210	7	0.35		PBSS4021NX				
8.0			20.0	300/550	0.5	2	14	9	170	8	0.4	PBSS4021NZ								
				3.0	5.0	300/490	0.5	2	80	45	300	3	0.3		PBSS4330X				PBSS4330PA	
30	3.5	6.0	300/500	0.5	2	50	70	300	4	0.4			PBSS4032ND ³⁾							
			4.7	10.0	300/500	0.5	2	45	57	250	4	0.4		PBSS4032NX ³⁾						
	5.1	10.2	300/480	0.5	2	30 ¹⁾	20	220	5.1	0.255		PBSS303NX								
			5.4	10.0	300/500	0.5	2	45	57	340	5.4	0.27	PBSS4032NZ ³⁾							
	5.5	11.0	300/480	0.5	2	31 ¹⁾	20	240	5.5	0.275										
			6.0	7.0	280/450	0.5	2	35	21	275	6	0.3							PBSS4630PA	
40	4.0	15.0	300/520	0.5	2	55	35	300	4	0.4			PBSS302ND							
		10.0	300/500	0.5	2	40	21	355	5	0.5			PBSS4540X							
50	5.0	10.0	300/500	0.5	2	42	25	355	5	0.5	PBSS4540Z									
			2.0	5.0	300/495	0.5	2	100	60	260	2	0.2								
	3.0	5.0	300/-	0.5	2	160	90 ²⁾	320	2	0.2			PBSS4250X							
			200/280	0.5	2	110	65	290	2	0.2				PBSS4350D						
	3.0	5.0	300/460	0.5	2	75	50	370	3	0.3			PBSS4350X							
			200/280	0.5	2	110	60 ¹⁾	290	2	0.2	PBSS4350Z				PBSS303ND					
	60	4.7	9.4	345/570	0.5	2	65	40	260	3	0.3									
				300/520	0.5	2	37 ¹⁾	25	245	4.7	0.235			PBSS304NX						
		5.2	10.4	300/520	0.5	2	39 ¹⁾	25	280	5.2	0.26	PBSS304NZ								
				6.0	7.0	280/440	0.5	2	34 ¹⁾	22	290	6	0.3						PBSS4560PA	
6.2	15.0	300/500	0.5	2	25	17	230	6	0.3			PBSS4041NX								
		7.0	15.0	300/500	0.5	2	17.5	13	195	7	0.35	PBSS4041NZ								
80	3.0	6.0	240/360	0.5	2	67	40	255	3	0.3				PBSS304ND						
			4.0	10.0	250/400	0.5	2	43 ¹⁾	25	230	4	0.2		PBSS4480X						
	4.6	9.2	300/470	0.5	2	37 ¹⁾	25	240	4.6	0.23		PBSS305NX								
			5.1	10.2	300/470	0.5	2	38 ¹⁾	25	270	5.1	0.255	PBSS305NZ							
5.6	7.0	270/425	0.5	2	40 ¹⁾	25	320	5.6	0.28								PBSS4580PA			
		1.0	3.0	150/290	0.25	10	160	75	200	1	0.1				PBSS8110D					
150/290	0.25			10	165	73	200	1	0.1			PBSS8110X								
150/290	0.25			10	160	73	200	1	0.1	PBSS8110Z										
100	3.0	4.0	170/275	0.5	2	72	45	360	4	0.4			PBSS305ND							
			4.5	9.0	200/330	0.5	2	38 ¹⁾	27	245	4.5	0.225		PBSS306NX						
	5.1	10.2	200/330	0.5	2	43 ¹⁾	27	300	5.1	0.255	PBSS306NZ									
			5.2	6.0	180/285	0.5	2	48 ¹⁾	30	340	5.2	0.26						PBSS8510PA		

¹⁾ $I_C/I_B = 20$
²⁾ V_{CEsat} (max)
³⁾ optimized for high speed switching

Medium power low V_{CEsat} (BISS) transistors PNP

types in **bold** represent new products

Package													SOT223 (SC-73)	SOT89 (SC-62)	SOT457 (SC-74)	SOT1061			
Size (mm)													6.5 x 3.5 x 1.65	4.5 x 2.5 x 1.5	2.9 x 1.5 x 1.0	2.0 x 2.0 x 0.65			
P_{tot} (mW)													1700	1650	750	1400			
Polarity	V_{CE0} (V)	I_C (A)	I_{CM} (A)	h_{FE} min/typ	@ I_C (V)	@ V_{CE} (V)	R_{CEsat} typ (mΩ); $I_C/I_B = 10$	V_{CEsat} typ (mV); $I_C = 0.5A$; $I_B = 0.05A$	V_{CEsat} max (mV)	@ I_C (A)	@ I_B (A)								
PNP	12	5.3	10.6	250/400	0.5	2	28 ¹⁾	20	210	5.3	0.265								
		5.7	11.4	250/400	0.5	2	30 ¹⁾	20	245	5.7	0.285	PBSS301PZ	PBSS301PX						
	20	6.0	7.0	220/335	0.5	2	33 ¹⁾	20	300	6	0.3							PBSS5612PA	
				3.0	5.0	200/-	0.5	2	85	80 ²⁾	400	3	0.3			PBSS5320D			
		4.0	15.0	250/400	0.5	2	50	35	280	4	0.4				PBSS5320X				
				300/430	0.5	2	34	45	270	5	0.5			PBSS5520X					
			5.1	10.2	250/370	0.5	2	32 ¹⁾	25	230	5.1	0.255		PBSS302PX					
					5.5	11.0	250/370	0.5	2	34 ¹⁾	25	265	5.5	0.275	PBSS302PZ				
			6.0	7.0	230/345	0.5	2	39 ¹⁾	25	350	6	0.3							PBSS5620PA
					6.2	15.0	250/400	0.5	2	25	18	240	6	0.3			PBSS4021PX		
6.6			20.0	250/400	0.5	2	22	16	240	7	0.35	PBSS4021PZ							
				2.7	5.0	200/350	0.5	2	88	87	395	3	0.3				PBSS4032PX ³⁾		
30	3.0	5.0	200/380	0.5	2	80	50	320	3	0.3			PBSS5330X				PBSS5330PA		
			4.2	10.0	200/350	0.5	2	58	70	345	4	0.4		PBSS4032PZ ³⁾					
	4.4	10.0	200/350	0.5	2	58	70	400	4	0.2	PBSS4032PZ ³⁾								
			5.1	10.2	250/400	0.5	2	32 ¹⁾	25	230	5.1	0.255		PBSS303PX					
	5.3	10.6	250/400	0.5	2	35 ¹⁾	25	265	5.3	0.265	PBSS303PZ								
			6.0	7.0	230/345	0.5	2	39 ¹⁾	25	350	6	0.3						PBSS5630PA	
40	4.0	15.0	200/310	0.5	2	55	46	300	4	0.4				PBSS302PD					
		10.0	250/370	0.5	2	45	33	375	5	0.5			PBSS5540X						
50	5.0	10.0	250/350	0.5	2	55	40 ¹⁾	160	2	0.2	PBSS5540Z								
		2.0	5.0	200/-	0.5	2	160	90 ²⁾	320	2	0.2			PBSS5250X					
60	3.0	5.0	200/300	0.5	2	120	70	300	2	0.2				PBSS5350D					
			200/375	0.5	2	120	70	390	3	0.3			PBSS5350X						
	3.0	6.0	180/265	0.5	2	70	55	290	3	0.3			PBSS5350Z						
			4.2	8.4	200/295	0.5	2	53 ¹⁾	35	310	4.2	0.21			PBSS303PD				
80	4.5	9.0	200/295	0.5	2	59 ¹⁾	35	375	4.5	0.225	PBSS304PZ								
			6.0	180/265	0.5	2	35 ¹⁾	55	450	5	0.25						PBSS5560PA		
	5.0	15.0	200/300	0.5	2	40	30	300	5	0.5			PBSS4041PX						
			5.7	15.0	200/300	0.5	2	29	22	285	6	0.3	PBSS4041PZ						
100	3.0	5.0	155/225	0.5															



Standard linear products

Adjustable shunt voltage regulator IC	68
Low-dropout adjustable and fixed linear voltage regulator	69
Discrete voltage regulator	69
Constant current source	70

Adjustable shunt voltage regulator IC

types in **bold** represent new products

Package				SOT23					
Size (mm)				2.9 x 1.3 x 1.0					
P _{tot} (mW)				580					
Pinning configuration				normal pinning ¹⁾	mirrored pinning ¹⁾				
V _{KA} (V)	I _K (mA)	V _{ref}	T _{amb} (°C)						
20	80	1.24 V	1.5%	0 to 70	TLVH431CDBZR				
				-40 to 85	TLVH431IDBZR				
				-40 to 125	TLVH431QDBZR	TLVH431MQDBZR			
			1%	0 to 70	TLVH431ACDBZR				
				-40 to 85	TLVH431AIDBZR				
				-40 to 125	TLVH431AQDBZR	TLVH431AMQDBZR			
		0.5%	0 to 70	TLVH431BCDBZR					
			-40 to 85	TLVH431BIDBZR					
			-40 to 125	TLVH431BQDBZR	TLVH431BMQDBZR				
			36	100	2.495 V	2%	0 to 70	TL431CDBZR	
							-40 to 85	TL431IDBZR	
							-40 to 125	TL431QDBZR	TL431MSDT ¹⁾
1%	0 to 70	TL431ACDBZR							
	-40 to 85	TL431AIDBZR							
	-40 to 125	TL431AQDBZR				TL431ASDT ¹⁾			
0.5%	0 to 70	TL431BCDBZR							
	-40 to 85	TL431BIDBZR							
	-40 to 125	TL431BQDBZR	TL431BSDT ¹⁾						

¹⁾ optimized for use with dedicated capacitive load

* Normal pinning vs. mirrored pinning

	Pin	Symbol	Description	Simplified outline	Grafic symbol
normal pinning	1	k	cathode		
	2	REF	reference		
	3	a	anode		
mirrored pinning	1	REF	reference		
	2	k	cathode		
	3	a	anode		

Low-dropout adjustable and fixed linear voltage regulator

types in **bold** represent new products

Package				SOT223 (SC-73)	
Size (mm)				6.5 x 3.5 x 1.65	
P _{tot} (mW)				1700	
Pinning configuration				T _{amb} (°C)	
V _{max} (V)	I _{max} (A)	V _{out} (V)	V _{tolerance}	0 to 125	-40 to 125
20	1	1.25 adj	1%	NX1117CADJZ	NX1117IADJZ
		1.2		NX1117C12Z	NX1117I12Z
		1.5		NX1117C15Z	NX1117I15Z
		1.8		NX1117C18Z	NX1117I18Z
		1.9		NX1117C19Z	NX1117I19Z
		2.0		NX1117C20Z	NX1117I20Z
		2.5		NX1117C25Z	NX1117I25Z
		2.85		NX1117C285Z	NX1117I285Z
		3.3		NX1117C33Z	NX1117I33Z
		5.0		NX1117C50Z	NX1117I50Z
		12.0		NX1117C120Z	NX1117I120Z

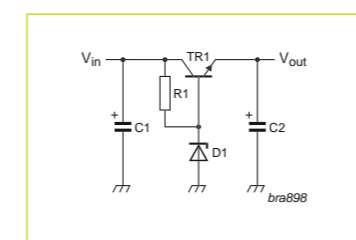
Discrete voltage regulator

Package		SOT223 (SC-73)	SOT457 (SC-74)			
Size (mm)		6.5 x 3.5 x 1.65	2.9 x 1.5 x 1.0			
P _{tot} (mW)		1300	380			
Zener diode		Transistor				
V _{out} (V)	V _Z min - V _Z max (V)	V _{CEO} (V)	I _C (A)			
	@ I _Z = 5 mA		h _{FE} min			
			@ I _C = 100 mA			
2.5	3.23 - 3.37	45	0.1	160	PVR100AZ-B2V5	PVR100AD-B2V5
3.0	3.53 - 3.67	45	0.1	160	PVR100AZ-B3V0	PVR100AD-B3V0
3.3	3.82 - 3.98	45	0.1	160	PVR100AZ-B3V3	PVR100AD-B3V3
5.0	5.49 - 5.71	45	0.1	160	PVR100AZ-B5V0	PVR100AD-B5V0
12.3	12.7 - 13.3	45	0.1	160	PVR100AZ-B12V	PVR100AD-B12V

Key features

- ▶ A bipolar transistor and an integrated Zener diode, internally connected to build a voltage regulator
- ▶ Output voltage options V_{out}: 2.5 V, 3 V, 3.3 V, 5 V and 12 V
- ▶ Output power dissipation capability: 1300 mW in SOT223 and 380 mW in SOT457
- ▶ SMD plastic packages

Standard voltage regulator. PVR-series already include TR1 and D1, internally connected



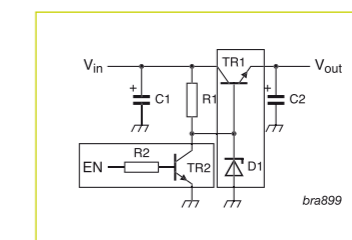
Key benefits

- ▶ Component count reduction
- ▶ Board space reduction
- ▶ Improved reliability

Key applications


- ▶ Linear voltage regulation

A resistor-equipped transistor (RET) adds an output enable function



Constant current source

Constant current source

SOT353 (SC-88A)							
Package							
Size (mm)	2.0 x 1.25 x 0.95						
P _{tot} (mW)	335						
Type	PSSI2021SAY						
Description	maximum supply voltage	maximum supply current	typical stabilized output current	minimum stabilized output current	maximum stabilized output current	typical load stability of stabilized output current	typical output current change over ambient temperature
Parameter	V _S max (V)	I _S max (mA)	I _{out} typ (μA)	I _{out} min (mA)	I _{out} max (mA)	ΔI _{out} /I _{out} typ (%)	ΔI _{out} /I _{out} typ (ΔT _{amb})
Condition		@ V _S = 12 V; I _{out} = 15 μA; V _{out} = 1 V to 10 V	@ V _S = 12 V; V _{out} = 1 V to 10 V; R _{ext} = open			@ V _S = 12 V; V _{out} = 1 V to 10 V	@ V _S = 12 V; V _{out} = 1 V; T _{amb} = -55 °C to 150 °C
Value	75>	2.2	15	0.015	50	0.5	0.15

Key features

- ▶ Single-chip constant current source
- ▶ Output current set by an external resistor
- ▶ Very small footprint package

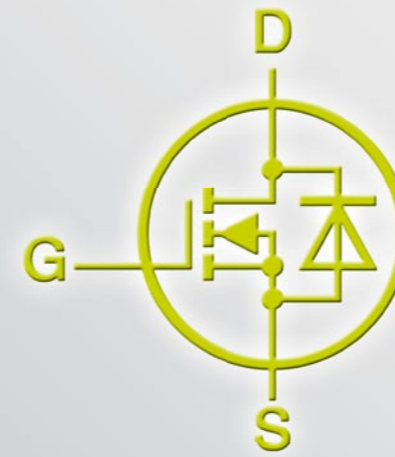
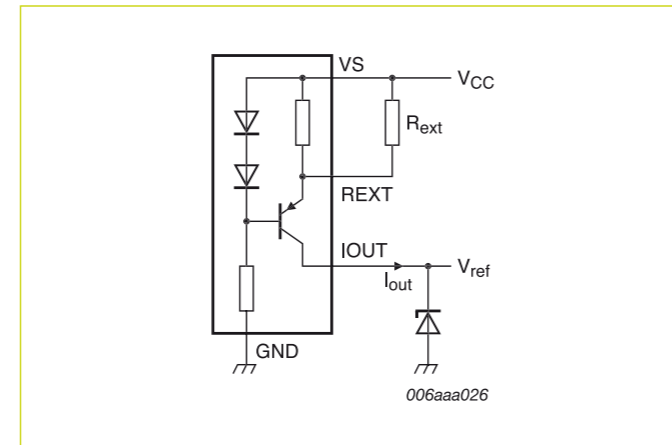
Key benefits

- ▶ Reduced component count and pick-and-place costs
- ▶ Smaller designs

Key applications

- ▶ Constant current LED driver
- ▶ Generic constant current source
- ▶ Active bias control for audio amplifiers

Voltage reference



MOSFETs

Small-signal MOSFETs

72

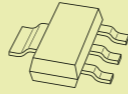
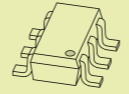





- Small-signal MOSFETs single (N-channel) < 50 V 72
- Small-signal MOSFETs single (N-channel) ≥ 50 V 74
- Small-signal MOSFETs dual (N-channel) 76
- Small-signal MOSFETs single (P-Channel) 76
- Small-signal MOSFET dual (P-channel) and FET-KYs 76

Power MOSFETs

78

- Power MOSFETs single (N-channel) 78
- Power MOSFETs single (P-channel) 84
- Power MOSFETs dual (N- and P-channel) 85

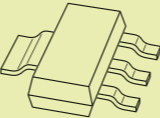
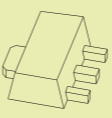
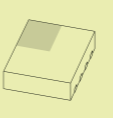
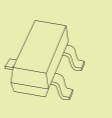



Small-signal MOSFETs single (N-channel) < 50V

													SOT223 (SC-73)		TSOP6 SOT457 (SC-74)	SOT23	SOT363 (SC-88)	SOT323 (SC-70)	SOT416 (SC-75)	SOT883 (SC-101)
Package																				
Size (mm)													6.5 x 3.5 x 1.65		2.9 x 1.5 x 1.0	2.9 x 1.3 x 1.0	2.0 x 1.25 x 0.95	2.0 x 1.25 x 0.95	1.6 x 0.8 x 0.77	1.0 x 0.6 x 0.5
P _{tot} (mW)													1700		600	250	300	200	150	250
V _{DS} (V)	V _{GS} (V)	I _D (A)	V _{GS(th) min} (V)	V _{GS(th) max} (V)	t _{on} typ (ns)	t _{off} typ (ns)	Q _G typ (nC)	ESD protection	R _{DSon} typ (mΩ) @ V _{gs} =											
									10 V	4.5 V	2.5 V	1.8 V								
12	8	5.7	0.4	-	23	67	10.1	-	-	28	-	39								
20	8	6.3	2	4	23	71	10.6	-	-	23	-	37			PMN28UN					
		5.7	0.4	-	23	71	10.6	-	-	27	-	39			PMN23UN					
		5.7	0.45	-	20	66	7.4	-	-	30	-	44			PMN27UN					
		3.76	0.65	-	35	84	5.4	-	-	56	77	-			PMV30UN ¹⁾					
		2.5	0.65	-	35	84	5.4	-	-	56	77	-			PMV56XN ¹⁾					
		1.05	0.4	-	6.5	65	-	-	-	140	-	240			SI2302DS					
	12	15	2.28	0.45	0.95	14.5	23.5	0.89	-	-	250	-	420						PMZ250UN	
			1	0.45	1	14.5	23.5	0.89	-	-	280	-	460				PMF280UN	PMR280UN		
			5.9	0.5	1.5	25	37	5.8	-	-	31	44	-			PMV31XN ¹⁾				
		8	2.15	0.5	1.5	16	17	0.72	-	-	270	440	-						PMZ270XN	
			1	0.5	1.5	16	17	0.72	-	-	290	460	-					PMF290XN	PMR290XN	
			5.7	1	2	24	35	13.1	-	28	34	-	-			PMN34LN				
30	8	4.1	1	2	24	35	13.1	-	55	70	-	-			PMN55LN					
		4.9	0.45	-	22	60	9.9	-	-	38	-	54			PMN34UN					
		4.9	0.45	-	18	50	9.3	-	-	40	-	55				PMV40UN ¹⁾				
		1.78	0.45	0.95	11.5	22.5	0.89	-	-	390	-	550						PMZ390UN		
		0.85	0.4	-	6	27	-	-	-	400 ²⁾	-	600 ²⁾				BSH103				
		0.8	0.45	1	11.5	22.5	0.89	-	-	400	-	580					PMF400UN	PMR400UN		
	12	1.87	0.5	1.5	16	19.5	0.65	-	-	350	520	-						PMZ350XN		
		0.87	0.35		16	19.5	-	-	-	370	550	-					PMF370XN			
		0.9	0.5	1.5	16	19.5	0.65	-	-	370	550	-								
		15	5.4	1	2	12	27	13.8	-	32	40	-	-			PMN40LN		PMG370XN	PMR370XN	
			10	1	2.8	18	44	24	-	20	30	-	-	BSP030						
			5.4	1	2	33	44	6.1	-	31	38	-	-			PMN38EN				
20	5.2	1	2	33	44	6.1	-	32	42	-	-			PMN45EN						
	5.4	1	2	12	21.5	9.4	-	35	45	-	-				PMV45EN ¹⁾					
	4.6	1	2	8.4	17.8	8.8	-	40	49	-	-			PMN49EN						
	4.7	1	2	12	23.5	9.4	-	47	60	-	-				PMV60EN ¹⁾					
	1.9	1	2	11	41	6.4	-	77	102	-	-				BSH108					
	2.5	1.5	-	12	23.5	4.6	-	74	117	-	-				PMV117EN					
6	1	2.8	14	36	-	-	80	120	-	-	BSP100									
1.7	1.5	-	11.5	31	4.6	-	117 ²⁾	190 ²⁾	-	-				SI2304DS						

¹⁾ enhanced thermal capability
²⁾ max values

Small-signal MOSFETs single (N-channel) ≥ 50V

types in **bold** represent new products

													SOT223 (SC-73)		SOT89 (SC-62)	SOT873	SOT23	SOT323 (SC-70)	SOT416 (SC-75)	SOT883 (SC-101)
Package																				
Size (mm)													6.5 x 3.5 x 1.65		4.5 x 2.5 x 1.5	3.3 x 3.3 x 0.85	2.9 x 1.3 x 1.0	2.0 x 1.25 x 0.95	1.6 x 0.8 x 0.77	1.0 x 0.6 x 0.5
P _{tot} (mW)													1700		1300	250	250	200	150	250
V _{DS} (V)	V _{GS} (V)	I _D (A)	V _{GS(th)} min(V)	V _{GS(th)} max(V)	t _{on} typ (ns)	t _{off} typ (ns)	Q _G typ (nC)	ESD protection	R _{Dson} typ (mΩ) @ V _{GS} =											
									10 V	4.5 V	2.5 V	1.8 V								
50	20	0.1	0.4	1.8	2	5	-	-	2800	3800 ³⁾	-	-					BSN20			
55	8	0.3	0.4	1.3	4	11	1	-	-	2300	2400	3100					BSH121			
	10	0.335	0.4	1.3	4	11	1	-	-	2300	2400	3100					BSH111			
	13	4.9	1	2	-	-	-	-	2KV	-	30	-	-	PHT11N06LT						
3.5		1	2	-	-	-	-	2KV	-	65	-	-	PHT8N06LT							
2.5		1	2	-	-	-	-	2KV	-	120	-	-	PHT6N06LT							
2.5		2	4	-	-	-	-	2KV	120	-	-	-	PHT6N06T							
60	15	0.26	1	3.3	3	9	-	1KV	2800	3800	-	-					PMF3800SN			
		0.34	1	-	3	9	-	1KV	2800	3800	-	-					2N7002K			
		0.3	1	-	3	9	-	yes	2800	3800	-	-					BSH112			
		0.3	1	2.5	16	60	1.09	3KV	1100	1300	-	-					2N7002CK			
		0.3	1	2.5	tbd	tbd	tbd	-	2000 ²⁾	3000 ²⁾	-	-					2N7002P	2N7002PW	2N7002PT	2N7002PM
		0.3	1	2.5	tbd	tbd	tbd	2KV	1600 ²⁾	3000 ²⁾	-	-					2N7002BK	2N7002BKW	2N7002BKT	2N7002BKM
		0.57	1	-	6	7.2	-	-	780	1100	-	-					PMF780SN			
		0.55	1	3	6	7.2	1.05	-	780	1100	-	-					PMR780SN			
	1.22	1	3	6	7.2	1.05	-	760	1100	-	-						PMZ760SN			
	0.25	0.8	3	-	-	-	-	-	2500	-	-	-					PMBF170			
30	0.385	1	2.5	2.5	11	0.69	-	780	1200	-	-						2N7002E			
	0.475	1	2.5	2.5	11	0.69	-	780	1200	-	-						2N7002F			
	0.3	1	2.5	2.5	11	-	-	2800	3800	-	-						2N7002			
100	16	3.5	1	2	14	73	-	-	-	200	-	-	PHT4NQ10LT							
	20	0.19	1	-	3	12	-	-	-	5000	-	-						BST82		
		0.52	1	-	3	12	-	-	-	5000	-	-	BSP110							
		0.85	2	4	19	13	4.6	-	400	-	-	-						BSH114		
		0.15	1	2.8	3	12	-	-	3500	-	-	-						BSS123		
		3.5	2	4	21	31	7.4	-	200	-	-	-	PHT4NQ10T							
3	2	4	-	-	-	-	57	-	-	-	PHT6NQ10T									
30	1.9	2	4	10.5	12.5	7	-	213	-	-	-						PMV213SN ¹⁾			
200	20	0.55	0.4	2	10	45	-	-	1700	-	3000	-	BSP122							
		0.4	0.8	2.8	6	49	-	-	1600	-	-	-						BSS87		
		8.8	2	4	18	26	13.3	-	250	-	-	-						PML260SN		
220	20	7.3	2	4	20.8	24.3	13.2	-	320	-	-						PML340SN			
240	20	0.375	0.8	2	6	47	-	-	2800	7500 ²⁾	-	-	BSP89							
250	20	0.35	0.8	2	6	47	-	-	2800	-	-	-	BSP126							
300	20	0.35	0.8	2	6	46	-	-	3700	-	4800	-	BSP130							

¹⁾ enhanced thermal capability
²⁾ max values
³⁾ @ V_{GS} = 5 V

Small-signal MOSFETs dual (N-channel)

types in **bold** represent new products

Package										SOT363 (SC-88)	SOT666 (SC-88)			
Size (mm)										2.0 x 1.25 x 0.95	1.6 x 1.2 x 0.55			
P _{tot} (mW)										300	300			
V _{DS} (V)	V _{GS} (V)	I _D (A)	V _{GS(th)} min(V)	V _{GS(th)} max(V)	t _{on} typ (ns)	t _{off} typ (ns)	Q _G typ (nC)	ESD protection	R _{Dson} typ (mΩ) @ V _{gs} =					
									10 V	4.5 V	2.5 V	1.8 V		
20	8	0.87	0.45	1	14.5	23.5	-	-	-	280	-	460	PMGD280UN	
	12	0.86	0.5	1.5	16	17	0.72	-	-	290	460	-	PMGD290XN	
30	8	0.71	0.45	1	11.5	22.5	0.89	-	-	400	-	580	PMGD400UN	
	12	0.74	0.5	1.5	17	19.5	0.65	-	-	370	550	-	PMGD370XN	
	15	0.125	0.8	1.5	17	22	0.35	-	-	1800	2900	-	PMGD8000LN	
60	20	0.3	1	2.5	tbd	tbd	tbd	-	2000 ²⁾	3000 ²⁾	-	-	2N7002PS	2N7002PV
		0.3	1	2.5	tbd	tbd	tbd	2KV	1600 ²⁾	3000 ²⁾	-	-	2N7002BKS	2N7002BKV
		0.49	1	-	6	7.2	1.05	-	780	1100	-	-	PMGD780SN	

¹⁾ enhanced thermal capability ²⁾ max values

Small-signal MOSFETs single (P-channel)

Package										SOT223 (SC-73)	SOT89 (SC-62)	TSOP6 SOT457 (SC-74)	SOT23
Size (mm)										6.5 x 3.5 x 1.65	4.5 x 2.5 x 1.5	2.9 x 1.5 x 1.0	2.9 x 1.3 x 1.0
P _{tot} (mW)										1700	1300	600	250
V _{DS} (V)	V _{GS} (V)	I _D (A)	V _{GS(th)} min(V)	V _{GS(th)} max(V)	t _{on} typ (ns)	t _{off} typ (ns)	Q _G typ (nC)	ESD protection	R _{Dson} typ (mΩ) @ V _{gs} =				
									10 V	4.5 V	2.5 V	1.8 V	
12	8	1.52	0.4	-	6.5	65	-	-	-	80	-	140	
		0.75	0.4	-	6.5	65	-	-	-	180	-	420	BSH207
20	12	4.8	0.55	0.95	16	117	10	-	-	48	65	-	PMN50XP
		3.9	0.55	0.95	28	101	7.6	-	-	65	90	-	PMV65XP ¹⁾
30	8	0.47	0.4	-	6.5	65	-	-	-	660	-	1100	BSH203
	20	3	1	2.8	20	50	-	-	220	330	-	-	BSP250
50	20	0.52	1	-	6.5	65	-	-	630	890	-	-	BSH202
		0.13	0.8	2	3	7	-	-	6000	-	-	-	BSS84
60	20	0.3	1	-	6.5	65	-	-	2100	2700	-	-	BSH201
200	20	0.225	0.8	2.8	5	20	-	-	10000	-	-	-	BSP220
240	20	0.2	0.8	2.8	5	20	-	-	10000	-	-	-	BSS192
250	20	0.225	0.8	2.8	5	10	-	-	10000	-	-	-	BSP225
300	20	0.21	1.95	2.8	5	15	-	-	17000 ²⁾	-	-	-	BSP230

¹⁾ enhanced thermal capability ²⁾ max values


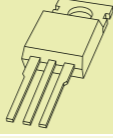
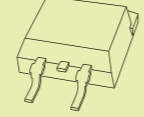
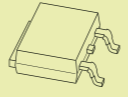
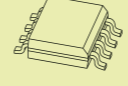
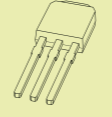
Small-signal MOSFET dual (P-channel) and FET-KYs

types in **bold** represent new products

Package													SOT1118			
Size (mm)													2.0 x 2.0 x 0.65			
P _{tot} (mW)													>500			
Configuration	V _{DS} (V)	V _{GS} (V)	I _D (A)	V _{GS(th)} min(V)	V _{GS(th)} max(V)	t _{on} typ (ns)	t _{off} typ (ns)	Q _G typ (nC)	ESD protection	I _F (A)	V _R (V)	V _F typ. (mA)	R _{Dson} typ (mΩ) @ V _{gs} =			
													4.5 V	2.5 V	1.8 V	
dual	20	8	3.3	0.5	1.5	tbd	tbd	tbd	800 V	-	-	-	65	95	130	PMDPB65UP
single + schottky	20	8	3.3	0.5	1.5	tbd	tbd	tbd	800 V	2	30	455	65	95	130	PMFPB6545UP
			3.3	0.5	1.5	tbd	tbd	tbd	800 V	2.2	30	325	65	95	130	PMFPB6532UP

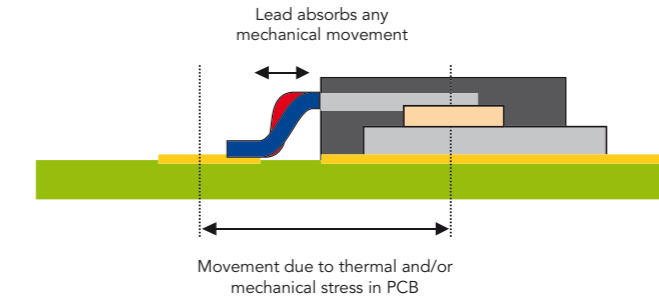
Power MOSFETs single (N-channel)

types in **bold** represent new products

V_{DS} (max) (V)	$R_{DS(on)}$ (max) (m Ω) @ $V_{gs} = 10$ V	$R_{DS(on)}$ (max) (m Ω) @ $V_{gs} = 4.5$ V	I_D (max) (A) @ 25 °C	Power-SO8 (LFPAK)	TO-220AB (SOT78)	D2PAK (SOT404)	DPAK (SOT428)		SO8 (SOT96-1)	IPAK (SOT533)
										
				3.95 x 4.9 x 1.1	15.6 x 10 x 4.4	11 x 10 x 4.3	6 x 6.6 x 2.3		4.9 x 3.9 x 1.75	6 x 6.6 x 2.3
20	2.65	3.7	100	PH3120L						
	-	2.7	100	PH2520U						
	-	5	32						PSMN006-20K	
	-	16 @ 5 V	44.7				PHD38N02LT			
	-	20 @ 5 V	10.9						PHKD6N02LT	
25	1.2	1.85	100	PSMN1R2-25YL						
	1.5	2.2	100	PSMN1R5-25YL						
	2.5	3.9	100	PH2525L						
	2.8	4.1	100	PH2625L						
	4	-	99	PH4025L						
	4.95	-	75				PHD96NQ03LT			
	5.5	8.2	81.7	PH5525L						
	5.8	-	75					PSMN005-25D		
	6	-	75					PHD108NQ03LT		
	6.3	9.5	78.7	PH6325L						
	6.3	10.6	75					PHD97NQ03LT		
	6.6	-	75							PHU97NQ03LT
	9	13	66	PH9025L						
	9	-	66.4					PHD78NQ03LT		PHU78NQ03LT
	9	-	61			PHP78NQ03LT				
	9.5	-	75					PHD77NQ03T		PHU77NQ03T
	10.5	-	66				PHB66NQ03LT	PHD66NQ03LT		
	-	3	100	PH2925U						

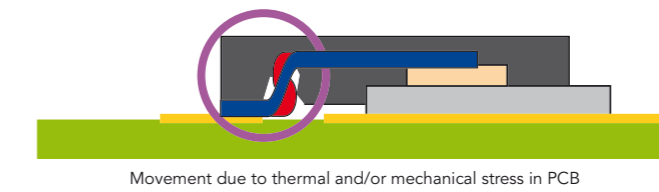
LFPAK for mechanical & thermal ruggedness

NXP LFPAK



LFPAK pins provide compliance and allow for thermal expansion due to temperature difference between the MOSFET & PCB and also mechanical strain due to PCB bending & flexing






QFN Based Power-SO8



QFN sawn or micro-lead pins are fully encapsulated and do not allow for movement. Cracks in the mould compound can lead to moisture ingress & ionic contamination causing early failure of the MOSFET





Power MOSFETs single (N-channel)

types in **bold** represent new products





V_{DS} (max) (V)	R_{DSon} (max) (m Ω) @ $V_{gs} = 10$ V	R_{DSon} (max) (m Ω) @ $V_{gs} = 4.5$ V	I_D (max) (A) @ 25 °C	Power-SO8 (LFPAK)	TO-220AB (SOT78)	DPAK (SOT428)	SO8 (SOT96-1)	IPAK (SOT533)
								
				3.95 x 4.9 x 1.1	15.6 x 10 x 4.4	6 x 6.6 x 2.3	4.9 x 3.9 x 1.75	6 x 6.6 x 2.3
30	1.3	1.95	100	PSMN1R3-30YL				
	1.7	2.1	100		PSMN1R6-30PL			
	1.7	2.6	100	PSMN1R7-30YL				
	1.8	-	-		PSMN1R8-30PL			
	2	3.2	100	PSMN2R0-30YL				
	2.1	2.8	100		PSMN2R0-30PL			
	2.4	3.9	100	PSMN2R5-30YL				
	2.7	-	-		PSMN2R7-30PL			
	2.8	-	75		PSMN003-30P			
	3	4.8	100	PSMN3R0-30YL				
	3.2	-	100	PH3230S				
	3.3	4.5	100	PH3330L				
	3.4	-	-		PSMN3R4-30PL			
	3.5	5.6	100	PSMN3R5-30YL				
	3.8	-	98	PH3830L				
	4	6.5	99	PSMN4R0-30YL				
	4.3	6.2	100		PSMN4R3-30PL			
	4.3	-	95.9	PH4330L				
	4.4	-	30.4					PHK31NQ03LT
	4.8	-	84	PH4830L				
	5	8	84	PSMN5R0-30YL				
	5.5	-	20 @ 80 °C					PSMN005-30K
	5.5	-	75		PHP101NQ03LT	PHD101NQ03LT		PHU101NQ03LT
	5.7	-	80	PH5330E				
	5.9	-	76.7	PH8030L				
	6	9.7	76.7	PH6030L				
	6	9.7	73	PSMN6R0-30YL				
	6.5	-	23.7					PHK28NQ03LT
7	11.3	65	PSMN7R0-30YL					
7.9	11	68	PH7030L					
8	13.8	55	PSMN9R0-30YL					
8.2	-	67	PH8230E					
8.9	-	20.3					PHK18NQ03LT	
9	12.5	63	PH9030L					
9.9	-	63	PH9930L					

Power MOSFETs single (N-channel)

types in **bold** represent new products


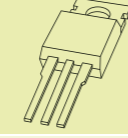
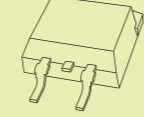

V_{DS} (max) (V)	R_{DSon} (max) (m Ω) @ $V_{gs} = 10$ V	R_{DSon} (max) (m Ω) @ $V_{gs} = 4.5$ V	I_D (max) (A) @ 25 °C	TO-220AB (SOT78)	D2PAK (SOT404)	DPAK (SOT428)	SO8 (SOT96-1)
							
				15.6 x 10 x 4.4	11 x 10 x 4.3	6 x 6.6 x 2.3	4.9 x 3.9 x 1.75
30	10	-	75			PHD71NQ03LT	
	13	-	68.9			PHD63NQ03LT	
	13.5	20	10				SI4410DY
	17	-	43.4	PHP36N03LT		PHD36N03LT	
	20	26	13.8				PHK13N03LT
	20	26	10.4				PHKD13N03LT
	22.0	-	-	PSMN022-30PL			
	30	-	6.3				PHN203
	100	200	3.4				PHN210
	100	200	3.4				PHN210T
	-	14	11.8				PHK12NQ03LT
	36	4	-	75		PSMN004-36B	

types in **bold** represent new products

V_{DS} (max) (V)	R_{DSon} (max) (m Ω) @ $V_{gs} = 10$ V	R_{DSon} (max) (m Ω) @ $V_{gs} = 4.5$ V	I_D (max) (A) @ 25 °C	Power-SO8 (LFPAK)	TO-220AB (SOT78)	D2PAK (SOT404)	DPAK (SOT428)	
								
				3.95 x 4.9 x 1.1	15.6 x 10 x 4.4	11 x 10 x 4.3	6 x 6.6 x 2.3	
40	2	-	-	PSMN2R0-40YS				
	2.1	-	100		PSMN2R2-40PS			
	2.8	-	-		PSMN2R8-40PS			
	2.8	-	100	PSMN2R6-40YS				
	3.3	-	-	PSMN3R3-40YS				
	4.1	-	94.5	PH4840S				
	4.2	-	100	PSMN4R0-40YS				
	4.3	-	75		PHP176NQ04T			
	4.6	-	100		PSMN4R5-40PS			
	5.2	-	75		PHP143NQ04T			
	5.7	-	-	PSMN5R8-40YS				
	7.6	-	77		PSMN8R0-40PS			
	8	-	75		PHP101NQ04T	PHB101NQ04T		
	8.6	-	70	PSMN8R3-40YS				
	14	-	-	PSMN014-40YS				
	55	3.7	-	75		PHP191NQ06LT	PHB191NQ06LT	
		5.8	-	75		PSMN005-55P	PSMN005-55B	
		7	-	75		PHP110NQ06LT	PHB110NQ06LT	
7.1		-	75		PHP119NQ06T	PHB119NQ06T		
8.3		9.9	62.5	PH955L				
10.5		-	75				PSMN010-55D	
17.3		21	40	PH1955L				
20		-	54		PHP54N06T			
36		45	24	PH3855L				
70		-	19		PHP21N06LT	PHB21N06LT	PHD21N06LT	
75		-	21		PHP21N06T			
75		-	20.3		PHP20N06T	PHB20N06T		
77	-	18				PHD20N06T		

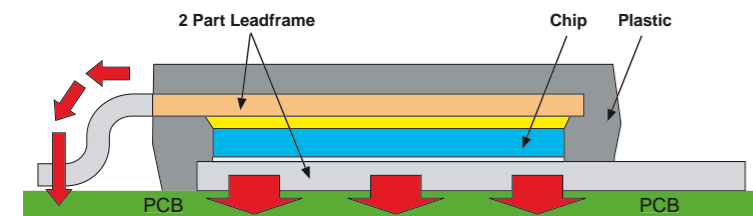
Power MOSFETs single (N-channel)


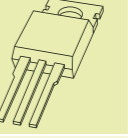
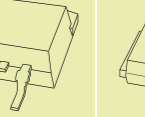
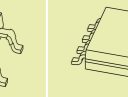

types in **bold** represent new products

V _{DS} (max) (V)	R _{DSon} (max) (mΩ) @ V _{gs} = 10 V	R _{DSon} (max) (mΩ) @ V _{gs} = 4.5 V	I _D (max) (A) @ 25 °C	Power-SO8 (LFPAK)	TO-220AB (SOT78)	D2PAK (SOT404)	DPAK (SOT428)	
								
				3.95 x 4.9 x 1.1	15.6 x 10 x 4.4	11 x 10 x 4.3	6 x 6.6 x 2.3	
60	3.6	-	75			PSMN004-60B		
	22	-	52		PHP52N06T			
	150	-	10.3		PHP3055E		PHD3055E	
	-	43	34		PHP32N06LT	PHB32N06LT		
75	5	-	75		PHP165NQ08T			
	5	-	75		PSMN005-75P	PSMN005-75B		
	5.6	-	75		PHP160NQ08T	PHB160NQ08T		
	8.5	-	75		PSMN008-75P	PSMN008-75B		
	9	-	75		PHP110NQ08T	PHB110NQ08T		
	13	-	75		PHP75NQ08T			
	16	-	73		PHP79NQ08LT			
	16.5	-	45.8		PH1875L			
	28	34	30		PH3075L			
	50 @ 11 V	-	27			PHP29N08T	PHB29N08T	
	80	4.1	-	100			PSMN4R4-80PS	
4.7		-	100			PSMN5R0-80PS		
6.4		-	-		PSMN6R0-80YS			
6.5		-	-			PSMN6R5-80PS		
8.5		-	82		PSMN8R2-80YS			
8.7		-	-			PSMN8R7-80PS		
11		-	-		PSMN011-80YS			
11		-	74			PSMN012-80PS		
12.9		-	60		PSMN013-80YS			
17.0		-	-			PSMN017-80PS		
19.5		-	-		PSMN018-80YS			
27.5		-	34		PSMN026-80YS			
46		-	-		PSMN045-80YS			
46		-	22			PSMN050-80PS		

Power-SO8 (LFPAK) Design

- ▶ Low Thermal resistance
- ▶ Low Electrical resistance
- ▶ Low Inductance



V _{DS} (max) (V)	R _{DSon} (max) (mΩ) @ V _{gs} = 10 V	R _{DSon} (max) (mΩ) @ V _{gs} = 4.5 V	I _D (max) (A) @ 25 °C	Power-SO8 (LFPAK)	TO-220AB (SOT78)	D2PAK (SOT404)	DPAK (SOT428)	SO8 (SOT96-1)
								
				3.95 x 4.9 x 1.1	15.6 x 10 x 4.4	11 x 10 x 4.3	6 x 6.6 x 2.3	4.9 x 3.9 x 1.75
100	8.8	-	75		PSMN009-100P	PSMN009-100B		
	15	-	75		PSMN015-100P	PSMN015-100B		
	23	-	34.3	PH20100S				
	25	-	47		PHP45NQ10T	PHB45NQ10T		
	25	-	47		PHP45NQ10TA			
	25	-	47				PSMN025-100D	
	28	-	47			PHB47NQ10T		
	28	-	11.6					PHK12NQ10T
	38	-	6.3 @ 80 °C					PSMN038-100K
	40	-	35					PHD34NQ10T
	50	-	28			PHB27NQ10T		
	90	-	18		PHP18NQ10T	PHB18NQ10T	PHD18NQ10T	
	90	-	3					
	90	-	3					PHKD3NQ10T
	105	25	-	47		PHP45NQ11T		
110	15	-	75		PSMN015-110P			
	40	-	35		PHP34NQ11T			
	50	-	27.6		PHP27NQ11T			
	70	-	23		PHP23NQ11T			
	90	-	18		PHP18NQ11T			

NXP Power solutions make your PC Energy Efficient

MOSFETs for high efficiency power management


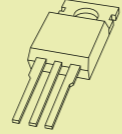
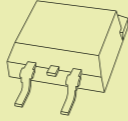
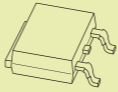
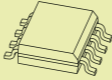

Smaller, faster, cooler

- ▶ Class leading LFPAK package with state of the art Trench 6 silicon technology
 - **Smaller:** Power-SO8 form factor LFPAK
 - **Faster:** Best in class switching performance
 - **Cooler:** Higher efficiency equals lower temperatures
 - **Easier:** easier to use in development and production than other Power-SO8 packages

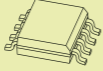
High performance MOSFETs for DC-DC converters, OR-ing and load switching

- ▶ Supported by Secure supply/Capacity availability (Silicon & Package)

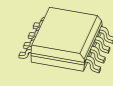
Power MOSFETs single (N-channel)

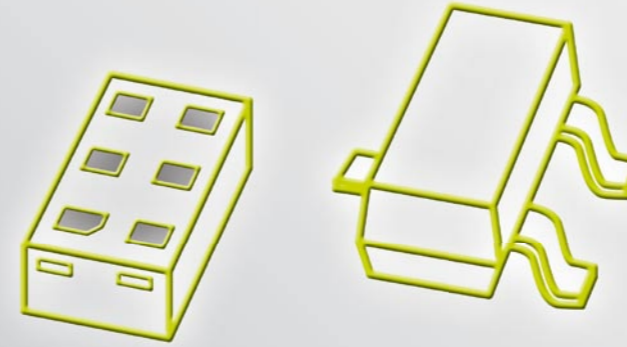
V_{DS} (max) (V)	R_{DSon} (max) (mΩ) @ $V_{gs} = 10\text{ V}$	R_{DSon} (max) (mΩ) @ $V_{gs} = 4.5\text{ V}$	I_D (max) (A) @ 25 °C	Power-SO8 (LFPAK)	TO-220AB (SOT78)	D2PAK (SOT404)	DPAK (SOT428)	SO8 (SOT96-1)	HVSON8 (SOT873-1)
				 3.95 x 4.9 x 1.1	 15.6 x 10 x 4.4	 11 x 10 x 4.3	 6 x 6.6 x 2.3	 4.9 x 3.9 x 1.75	 3.3 x 3.3 x 0.85
150	30	-	55.5		PSMN030-150P	PSMN030-150B			
	35	-	50		PSMN035-150P	PSMN035-150B			
	42	-	45.1			PHB45NQ15T			
	59	-	43	PSMN059-150Y					
	63	-	29		PHP30NQ15T		PSMN063-150D		
	65	-	28.5		PHP28NQ15T				
	75	-	5					PHK5NQ15T	
	85	-	3.5 @ 80 °C					PSMN085-150K	
200	57	-	39		PSMN057-200P	PSMN057-200B			
	70	-	35		PSMN070-200P	PSMN070-200B			
	77	-	32.7		PHP33NQ20T	PHB33NQ20T			
	102	-	21.5	PSMN102-200Y					
	130	-	20		PHP20NQ20T	PHB20NQ20T	PSMN130-200D		
	165	-	2.9 @ 80 °C					PSMN165-200K	
	294	-	8.8						PML260SN
400	-	8.7		PHP9NQ20T		PHD9NQ20T			
220	386	-	7.3					PML340SN	

Power MOSFETs single (P-channel)

V_{DS} (max) (V)	R_{DSon} (max) (mΩ) @ $V_{gs} = 10\text{ V}$	R_{DSon} (max) (mΩ) @ $V_{gs} = 4.5\text{ V}$	I_D (max) (A) @ 25 °C	SO8 (SOT96-1)
				 4.9 x 3.9 x 1.75
-16	-	120	-4.66	PHK04P02T
-20	-	50	-7.9	PMK50XP
-30	19	-	-14.9	PMK30EP PMK35EP

Power MOSFETs dual (N- and P-channel)

V_{DS} (max) (V)	R_{DSon} (max) (mΩ) @ $V_{gs} = 10\text{ V}$	R_{DSon} (max) (mΩ) @ $V_{gs} = 4.5\text{ V}$	I_D (max) (A) @ 25 °C	Configuration	SO8 (SOT96-1)
					 4.9 x 3.9 x 1.75
20	-	20 @ 5 V	10.9	dual N-channel	PHKD6N02LT
30	20	26	10.4	dual N-channel	PHKD13N03LT
30	30	-	6.3	dual N-channel	PHN203
30	100	200	3.4	dual N-channel	PHN210 PHN210T
30, -30	100, 250	-	3.5, -2.3 @ 80 °C	complementary pair	PHC21025
-30	250	-	-2.3 @ 80 °C	dual P-channel	PHP225
100	90	-	3	dual N-channel	PHKD3NQ10T
300, -300	6000, 17000	-	0.34, -0.235 @ 80 °C	complementary pair	PHC2300



Packages

Package cross reference	88
Packing methods	90
Minimized outline drawings and reflow soldering footprint	96
Package overview	107

Package cross reference

types in **bold** represent new products

NXP	Industry standard names	Size (l x w x h)	Pins/leads	P _{tot} (mW)	Package	Competitor synonyms							
						Rohm	Toshiba	ON Semi	Renesas	Infineon	Diodes Inc	KEC	Vishay
SOD27	DO-35	4.25 x 1.85 x 0.56	2	500		GSD			DO-35		DO-35		DO-204AH
SOD66	DO-41	4.8 x 2.6 x 0.81	2	1300		GSR	DO-41				DO-41		DO-204AL
SOD68	DO-34	3.04 x 1.6 x 0.55	2	500		MSD							
SOD80C	MiniMelf	3.5 x 1.5 x 1.5	2	300		LLDS			LLD		MiniMELF		MiniMELF
SOD87	Melf	3.5 x 2.05 x 2.05	2	1000									
SOD123F	-	2.6 x 1.6 x 1.1	2	830		PMDU	S-Flat	SOD-123-FL			Power-DI123	SMF	
SOD123W	-	2.6 x 1.7 x 1.0	2	900			S-Flat	SOD-123-FL			Power-DI123		
SOD128	-	3.8 x 2.6 x 1.0	2	1000		PMDT	M-Flat						
SOD323	SC-76	1.7 x 1.25 x 0.95	2	400			USC	SOD-323	URP	SOD323	SOD-323	USC	SOD323
SOD323F	SC-90	1.7 x 1.25 x 0.7	2	830		UMD2	US-Flat				Power-DI323		
SOD523	SC-79	1.2 x 0.8 x 0.6	2	500		EMD2	ESC/TESS	SOD-523	UFP	SC79		ESC	SOD523
SOD882	-	1.0 x 0.6 x 0.5	2	250			CTS2			TSLP-2	DFN1006-2		
SOD882D	-	1.0 x 0.6 x 0.37	2	250						TSLP-2-7	DFN1006H4-2		
SOD131 SMA	DO-214AC	4.25 x 2.67 x 2.14	2	900		PMDS (SOD-106)		SMA Case 403D-02			SMA	SMA	
SOD132 SMB	DO-214AA	4.32 x 3.62 x 2.29	2	1000				SMB Case 403A-03			SMB		
SOD133 SMC	DO-214AB	6.86 x 5.91 x 2.34	2	1200				SMC Case 403-03			SMC		
SOT1061	HUSON3	2.0 x 2.0 x 0.65	3	1300				WDFN3			DFN2020-3		PowerPAK SC706L
SOT23	-	2.9 x 1.3 x 1.0	3	250		SSD3/SST3		SOT-23		SOT23	SOT-23	SOT-23	SOT23
SOT323	SC-70	2.0 x 1.25 x 0.95	3	200		UMD3/UMT3	USM	SC-70	CMAK/CMPAK	SOT323	SOT-323	USM	SC-70 3 leads
SOT416	SC-75	1.6 x 0.8 x 0.77	3	150		EMD3/EMT3	SSM	SC-75	SMPAK	SC75			SC-75A
SOT663	-	1.6 x 1.2 x 0.55	3	300									
SOT883	SC-101	1.0 x 0.6 x 0.5	3	250			SS CSP2			TSLP-3-1	DFN1006-3		
SOT89	SC-62	4.5 x 2.5 x 1.5	3	1300		MPT3	PW-Mini	SOT-89	UPAK (SOT89)	SOT89		SOT-89	
SOT143B	-	2.9 x 1.3 x 1.0	4	250			CP4		MPAK-4R	SOT143	SOT-143		
SOT223	SC-73	6.5 x 3.5 x 1.65	4	1700				SOT-223		SOT223	SOT-223	SOT-223	SOT223

types in **bold** represent new products

NXP	Industry standard names	Size (l x w x h)	Pins/leads	P _{tot} (mW)	Package	Competitor synonyms							
						Rohm	Toshiba	ON Semi	Renesas	Infineon	Diodes Inc	KEC	Vishay
SOT353	SC-88A	2.0 x 1.25 x 0.95	5	300		UMD5/UMT5	USV	SC-88A	CMPAK-5(T)			USV	SOT353
SOT665	-	1.6 x 1.2 x 0.55	5	300		EMD5/EMT5	ESV	SOT-553	VSON-5			TESV	
SOT1082	VSON6U	2.3 x 3.5 x 0.85	6	-									
SOT363	SC-88	2.0 x 1.25 x 0.95	6	300		UMD6/UMT6	US6	SC-88	CMPAK-6	SOT363	SOT-363	US6	SOT363
SOT457	SC-74	2.9 x 1.5 x 1.0	6	750		SMD6/SMT6	SM6	SC-74	TSOP-6	SC74		TSOP6	TSOP-6
SOT666	-	1.6 x 1.2 x 0.55	6	300		EMD6/EMT6	ES6	SOT-563	SMFPAK-6	SOT666	SOT563	TES6	SC89-6lead
SOT1118	-	2.0 x 2.0 x 0.65	6	1300				6 Lead DFN			DFN2020B-6		
SOT886	XSON6	1.45 x 1.0 x 0.5	6	250									
SOT891	XSON6	1.0 x 1.0 x 0.5	6	-					CS6				
SOT505	TSSOP8	3.0 x 3.0 x 1.1	8	-						TSSOP-8			TSSOP8
SOT873	HVSON8	3.3 x 3.3 x 0.85	8	1500									
SOT96	SO8	4.9 x 3.9 x 1.75	8	1500		SOP8	FM8	SOIC-8 NB	SOP-8			FLP-8	SO8
SOT983	HXSON8	1.7 x 1.35 x 0.5	8	-							TSSOP38		
SOT1059	XSON10U	1.0 x 2.5 x 0.5	10	-									
SOT552	TSSOP10	3.0 x 3.0 x 1.1	10	-						Micro10		TSSOP10	
SOT984	HXSON12	2.5 x 1.35 x 0.5	12	-									
SOT108	SO14	8.65 x 3.9 x 1.75	14	-		SOP14					DSO14		
SOT402	TSSOP14	5.0 x 4.4 x 1.1	14	-									
SOT109	SO16	9.9 x 3.9 x 1.75	16	-		SOP16		SOIC-16			DSO16		FLP-16
SOT519	SSOP16	4.9 x 3.9 x 1.73	16	-									
SOT985	HXSON16	3.3 x 1.35 x 0.5	16	-						Micro10		TSSOP10	
SOT163	SO20	12.8 x 7.5 x 2.65	20	1250									
SOT360	TSSOP20	6.5 x 4.4 x 1.1	20	-						TSSOP20		TSSOP20	
SOT510	TSSOP38	9.7 x 4.4 x 1.1	38	-								TSSOP38	
SOT357	TQFP64	10 x 10 x 1	64	-									

Packing methods

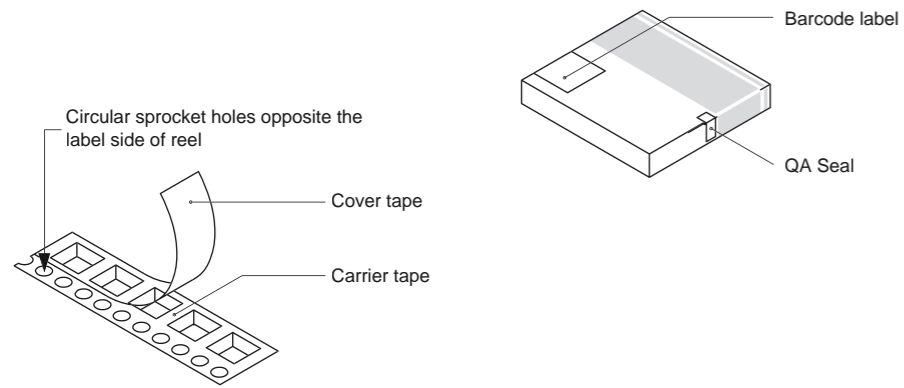
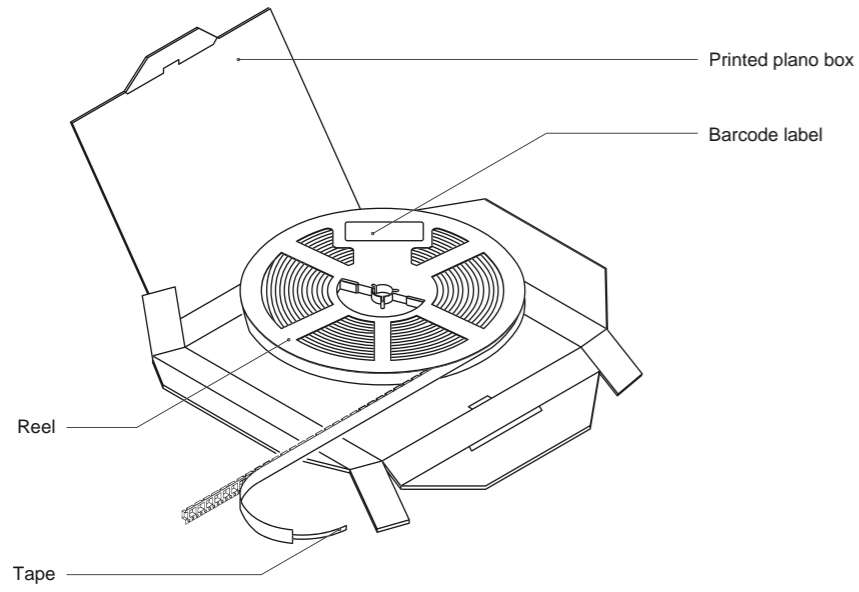
types in **bold** represent new products

Package	Packing method and tape dimension	Reel dimension (d x w)	Package	Packing quantity						
				2000	2500	3000	4000	5000	8000	10000
SOD27	26 mm tape ammo pack, axial			-	-	-	-	-143	-	-
	52 mm tape ammo pack, axial			-	-	-	-	-	-	-133
	52 mm reel pack, axial			-	-	-	-	-	-	-113
SOD66	52 mm tape ammo pack, axial			-	-	-	-	-	-	-133
	52 mm reel pack, axial			-	-	-	-	-	-	-113
SOD68	26 mm tape ammo pack, axial			-	-	-	-	-143	-	-
	52 mm reel pack, axial			-	-	-	-	-	-	-113
	52 mm tape ammo pack, axial			-	-	-	-	-	-	-133
SOD80C	4 mm pitch, 8 mm tape and reel	180 x 8 mm		-	-115	-	-	-	-	-
	4 mm pitch, 8 mm tape and reel	330 x 8 mm		-	-	-	-	-	-	-135
SOD87	4 mm pitch, 8 mm tape and reel	180 x 8 mm		-115	-	-	-	-	-	-
	4 mm pitch, 8 mm tape and reel	330 x 8 mm		-	-	-	-	-	-135	-
SOD123F	4 mm pitch, 8 mm tape and reel	180 x 8 mm		-	-	-115	-	-	-	-
SOD123W	4 mm pitch, 8 mm tape and reel	180 x 8 mm		-	-	-115	-	-	-	-
SOD128	4 mm pitch, 12 mm tape and reel	180 x 12 mm		-	-	-115	-	-	-	-
SOD323	4 mm pitch, 8 mm tape and reel	180 x 8 mm		-	-	-115	-	-	-	-
	4 mm pitch, 8 mm tape and reel	286 x 8 mm		-	-	-	-	-	-	-135
SOD323F	4 mm pitch, 8 mm tape and reel	180 x 8 mm		-	-	-115	-	-	-	-
SOD523	2 mm pitch, 8 mm tape and reel	180 x 8 mm		-	-	-	-	-	-	-315
	4 mm pitch, 8 mm tape and reel	180 x 8 mm		-	-	-115	-	-	-	-
	4 mm pitch, 8 mm tape and reel	286 x 8 mm		-	-	-	-	-	-	-135
SOD882	2 mm pitch, 8 mm tape and reel	180 x 8 mm		-	-	-	-	-	-	-315
SOD882D	2 mm pitch, 8 mm tape and reel	180 x 8 mm		-	-	-	-	-	-	-315
SOT1061	4 mm pitch, 8 mm tape and reel	180 x 8 mm		-	-	-115	-	-	-	-
SOT23	4 mm pitch, 8 mm tape and reel	180 x 8 mm		-	-	-215	-	-	-	-
	4 mm pitch, 8 mm tape and reel	286 x 8 mm		-	-	-	-	-	-	-235
SOT323	4 mm pitch, 8 mm tape and reel	180 x 8 mm		-	-	-115	-	-	-	-
	4 mm pitch, 8 mm tape and reel	286 x 8 mm		-	-	-	-	-	-	-135
SOT416	4 mm pitch, 8 mm tape and reel	180 x 8 mm		-	-	-115	-	-	-	-
	4 mm pitch, 8 mm tape and reel	286 x 8 mm		-	-	-	-	-	-	-135
SOT663	4 mm pitch, 8 mm tape and reel	180 x 8 mm		-	-	-	-115	-	-	-
SOT883	2 mm pitch, 8 mm tape and reel	180 x 8 mm		-	-	-	-	-	-	-315

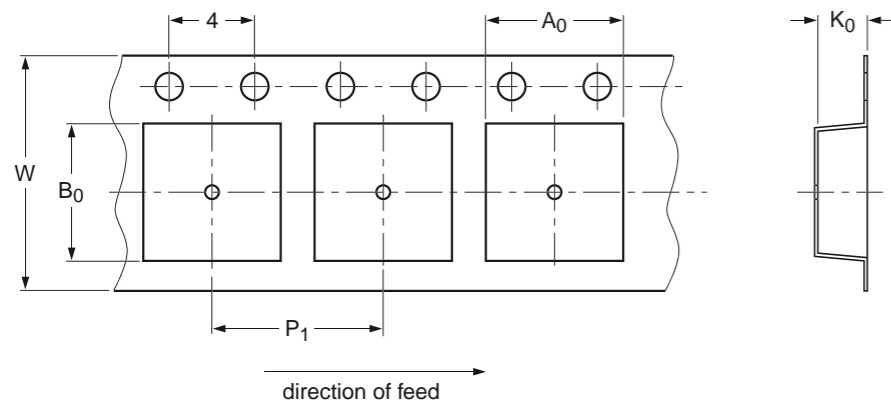
types in **bold** represent new products

Package	Packing method and tape dimension	Reel dimension (d x w)	Taping	Package	Packing quantity								
					1000	1400	2500	3000	4000	5000	8000	10000	
SOT89	8 mm pitch, 12 mm tape and reel	180 x 12 mm	T1		-115	-	-	-	-	-	-	-	-
	8 mm pitch, 12 mm tape and reel	330 x 12 mm	T1		-	-	-	-	-135	-	-	-	-
	8 mm pitch, 12 mm tape and reel	180 x 12 mm	T3		-146	-	-	-	-	-	-	-	-
	8 mm pitch, 12 mm tape and reel	180 x 12 mm	T4		-147	-	-	-	-	-	-	-	-
SOT143B	4 mm pitch, 8 mm tape and reel	180 x 8 mm			-	-	-	-215	-	-	-	-	-
	4 mm pitch, 8 mm tape and reel	286 x 8 mm			-	-	-	-	-	-	-	-	-235
SOT223	8 mm pitch, 12 mm tape and reel	180 x 12 mm			-115	-	-	-	-	-	-	-	-
	8 mm pitch, 12 mm tape and reel	330 x 12 mm			-	-	-	-	-135	-	-	-	-
SOT353	4 mm pitch, 8 mm tape and reel	180 x 8 mm	T1		-	-	-	-115	-	-	-	-	-
	4 mm pitch, 8 mm tape and reel	286 x 8 mm	T1		-	-	-	-	-	-	-	-	-135
	4 mm pitch, 8 mm tape and reel	180 x 8 mm	T2		-	-	-	-	-125	-	-	-	-
	4 mm pitch, 8 mm tape and reel	286 x 8 mm	T2		-	-	-	-	-	-	-	-	-165
SOT665	2 mm pitch, 8 mm tape and reel	180 x 8 mm			-	-	-	-	-	-	-	-315	-
	4 mm pitch, 8 mm tape and reel	180 x 8 mm			-	-	-	-	-115	-	-	-	-
SOT363	4 mm pitch, 8 mm tape and reel	180 x 8 mm	T1		-	-	-	-115	-	-	-	-	-
	4 mm pitch, 8 mm tape and reel	286 x 8 mm	T1		-	-	-	-	-	-	-	-	-135
	4 mm pitch, 8 mm tape and reel	180 x 8 mm	T2		-	-	-	-	-125	-	-	-	-
	4 mm pitch, 8 mm tape and reel	286 x 8 mm	T2		-	-	-	-	-	-	-	-	-165
SOT457	4 mm pitch, 8 mm tape and reel	180 x 8 mm	T1		-	-	-	-115	-	-	-	-	-
	4 mm pitch, 8 mm tape and reel	286 x 8 mm	T1		-	-	-	-	-	-	-	-	-135
	4 mm pitch, 8 mm tape and reel	180 x 8 mm	T2		-	-	-	-	-125	-	-	-	-
	4 mm pitch, 8 mm tape and reel	286 x 8 mm	T2		-	-	-	-	-	-	-	-	-165
SOT666	2 mm pitch, 8 mm tape and reel	180 x 8 mm			-	-	-	-	-	-	-	-315	-
	4 mm pitch, 8 mm tape and reel	180 x 8 mm			-	-	-	-	-115	-	-	-	-
SOT1118	4 mm pitch, 8 mm tape and reel	180 x 8 mm			-	-	-	-115	-	-	-	-	-
SOT886	4 mm pitch, 8 mm tape and reel	180 x 8 mm	T1		-	-	-	-	-	-	-115	-	-
	4 mm pitch, 8 mm tape and reel	180 x 8 mm	T4		-	-	-	-	-	-	-132	-	-
SOT891	4 mm pitch, 8 mm tape and reel	180 x 8 mm	T4		-	-	-	-	-	-	-132	-	-
SOT505	8 mm pitch, 12 mm tape and reel	330 x 12 mm			-	-	-	-118	-	-	-	-	-
SOT873	8 mm pitch, 12 mm tape and reel	180 x 12 mm			-	-	-	-	-118	-	-	-	-
SOT96	8 mm pitch, 12 mm tape and reel	180 x 12 mm			-115	-	-	-	-	-	-	-	-
	8 mm pitch, 12 mm tape and reel	330 x 12 mm			-	-	-	-	-118	-	-	-	-

Tape and reel pack for SMD packages



Carrier tape - tape and reel

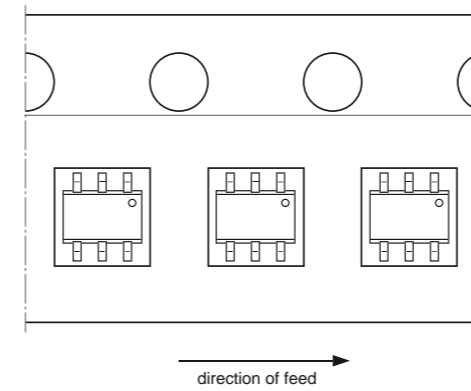


P1 = pitch (see table packing methods)
W = tape width (see table packing methods)

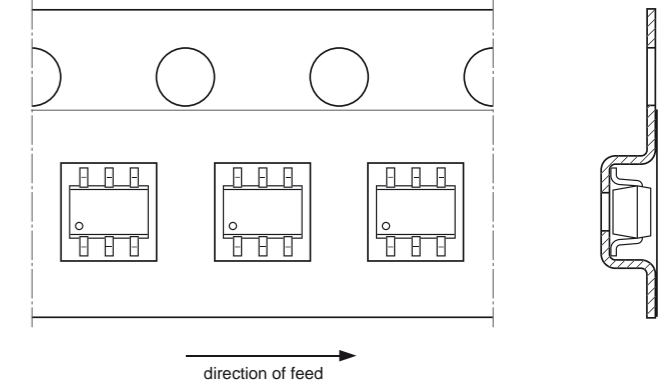
Compartment width (A_0), length (B_0) and depth (K_0) depending on package

Product orientation (tape and reel pack) T1-T4

T1 taping

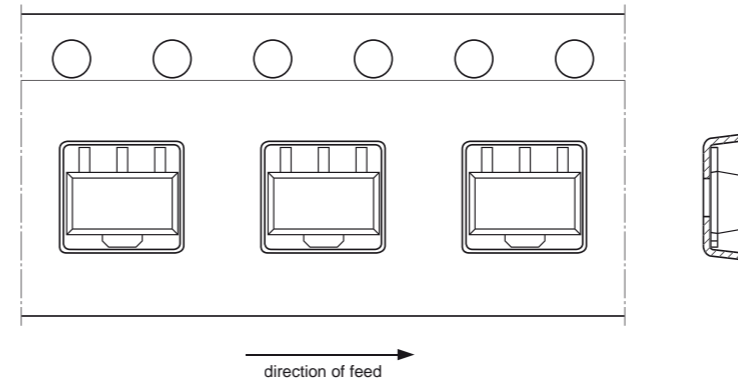


T2 taping

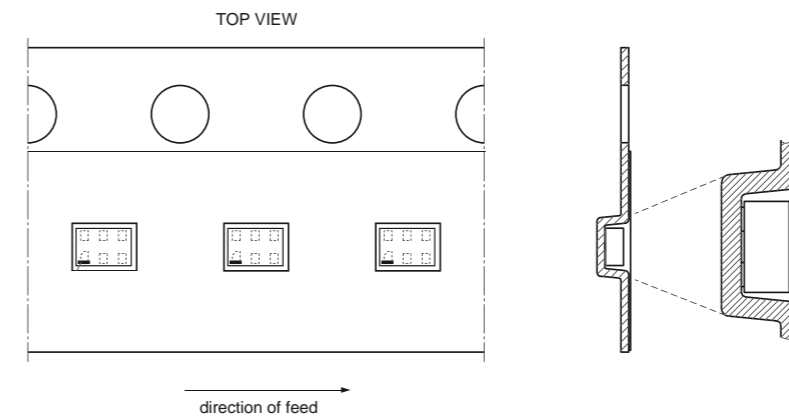


T3 taping

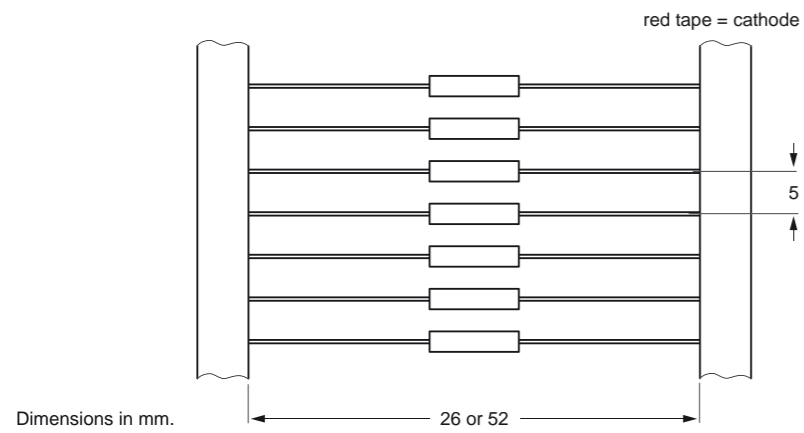
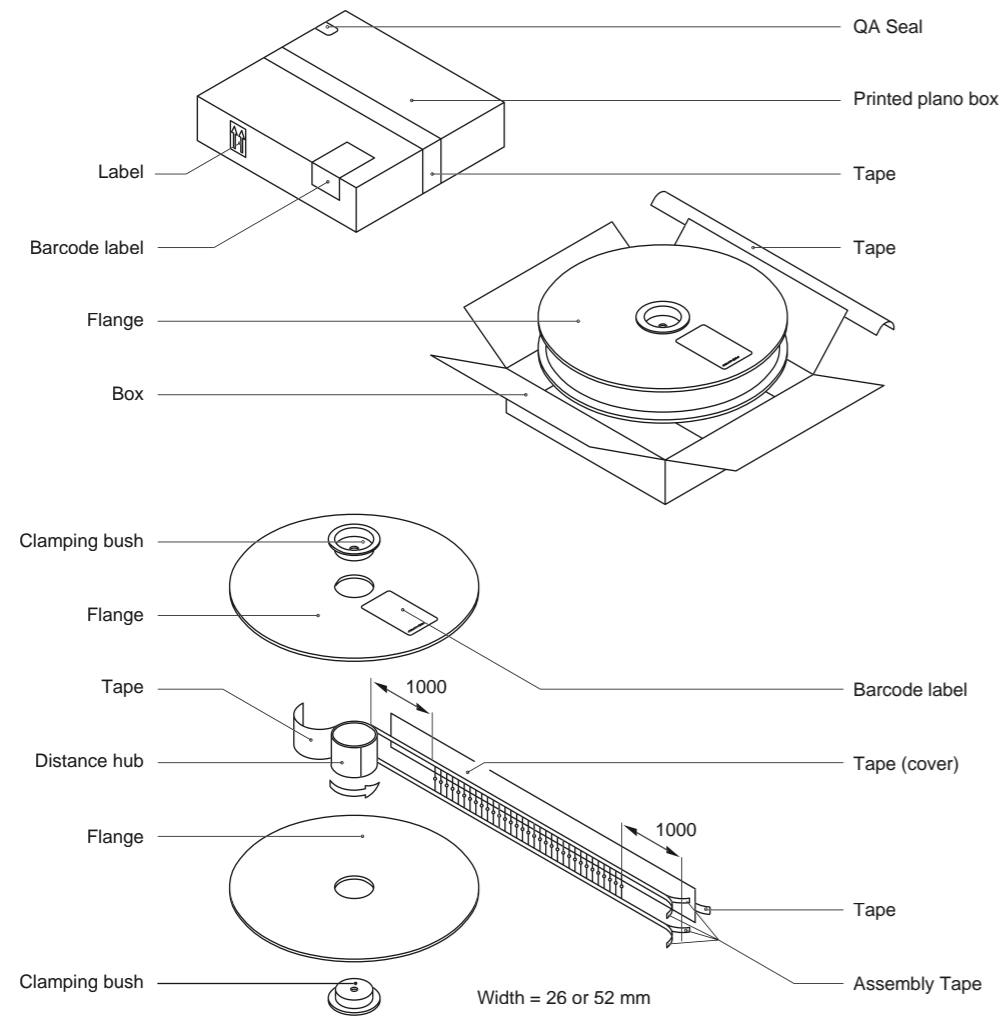
Standard product orientation SOT89 (T3)



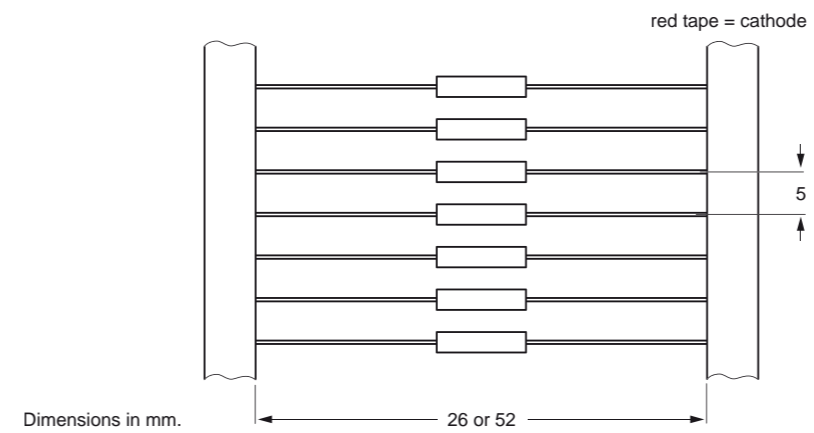
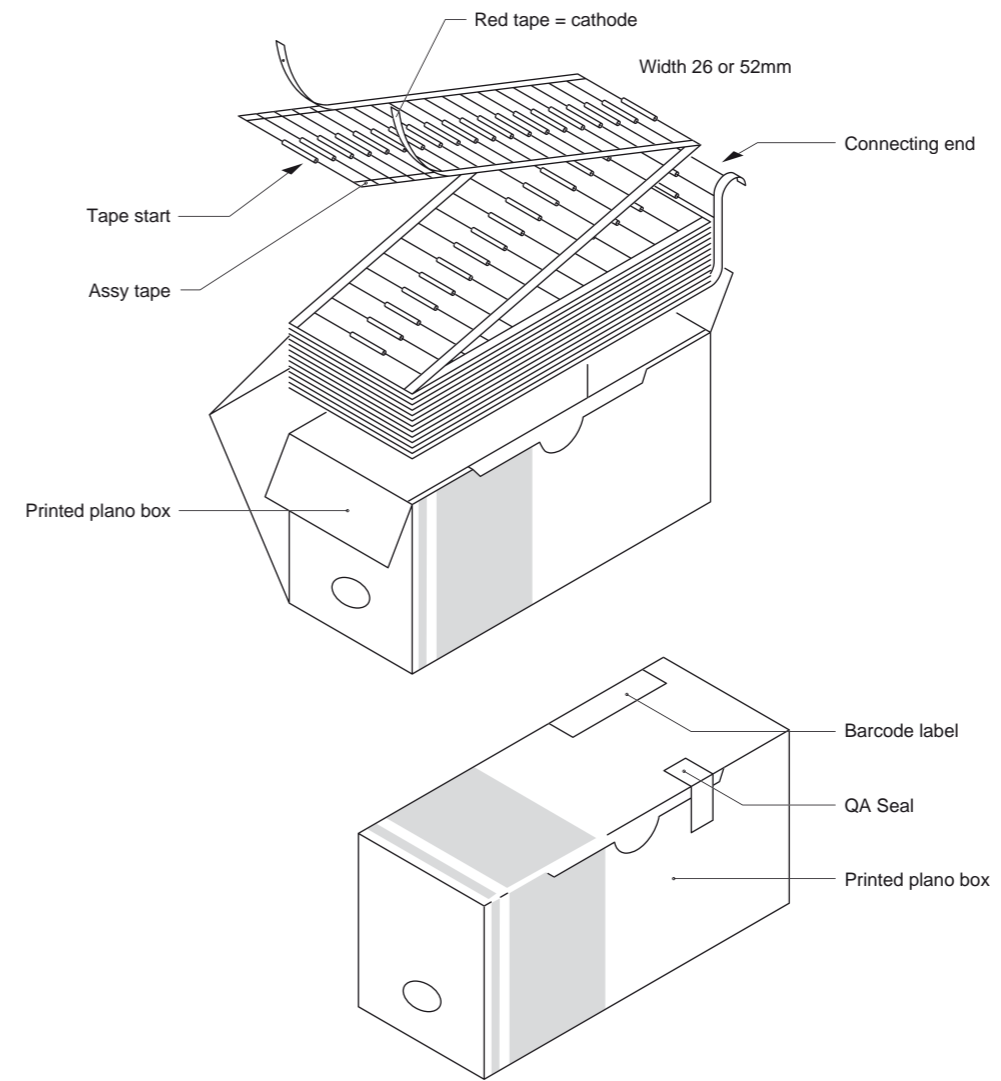
T4 taping



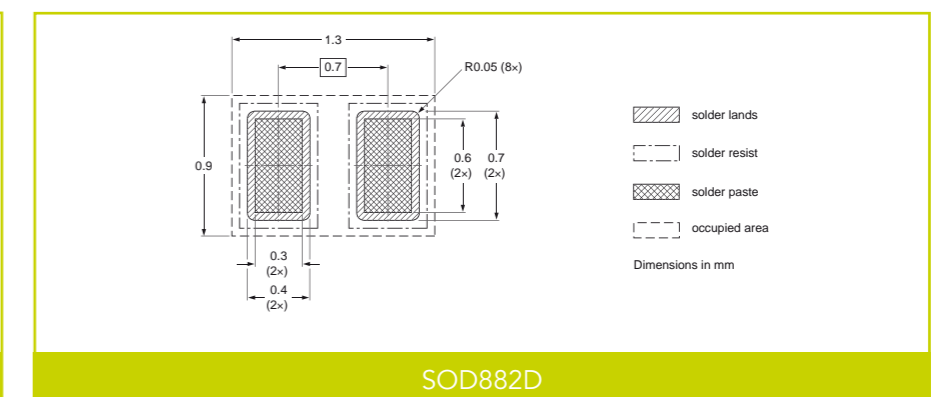
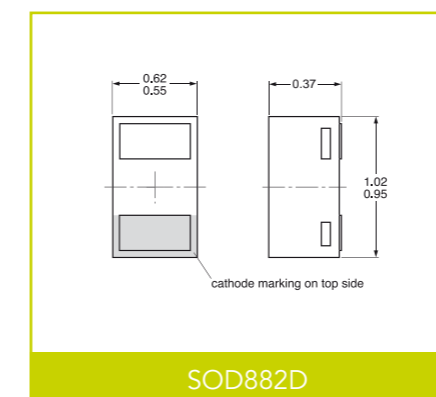
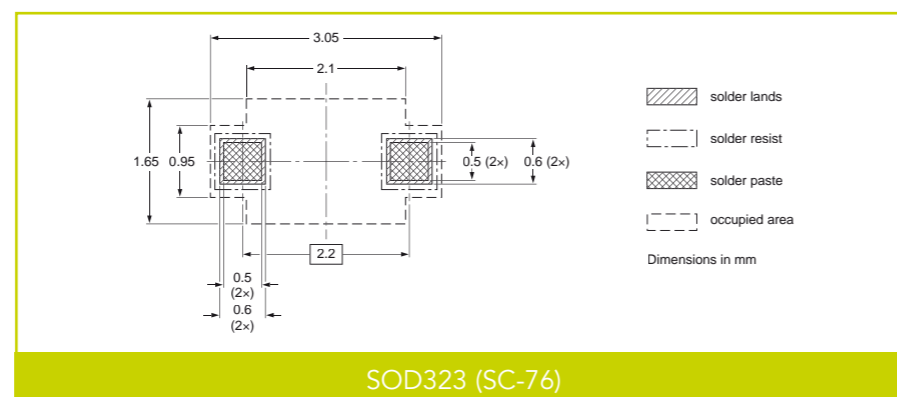
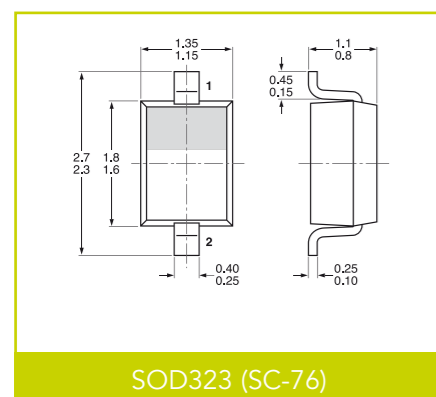
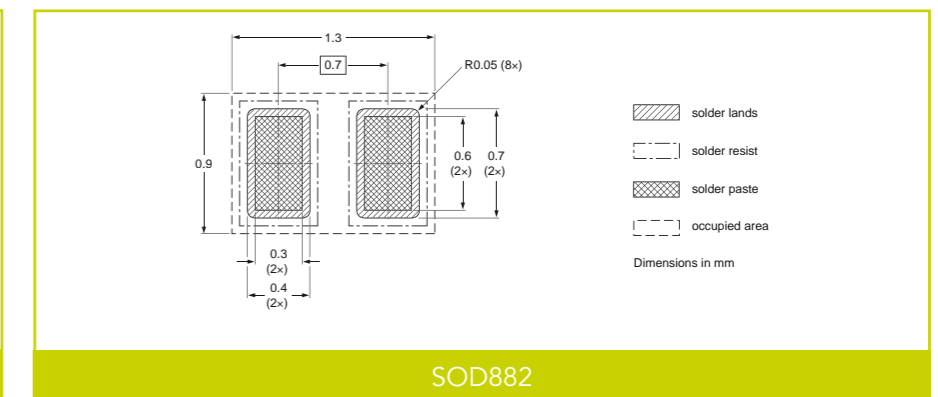
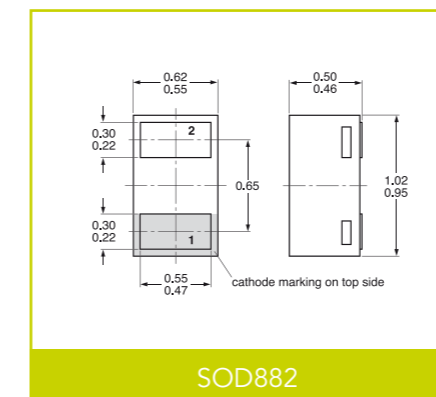
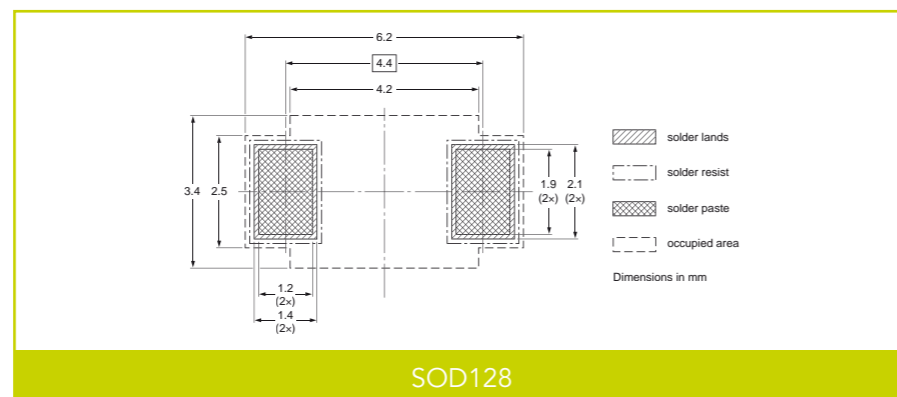
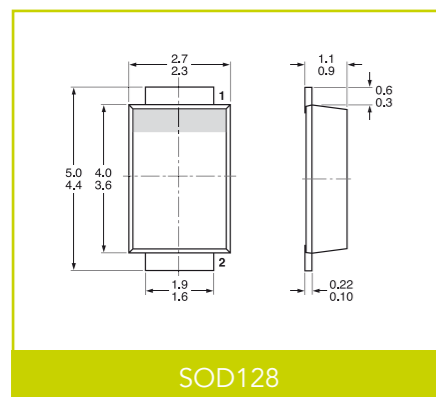
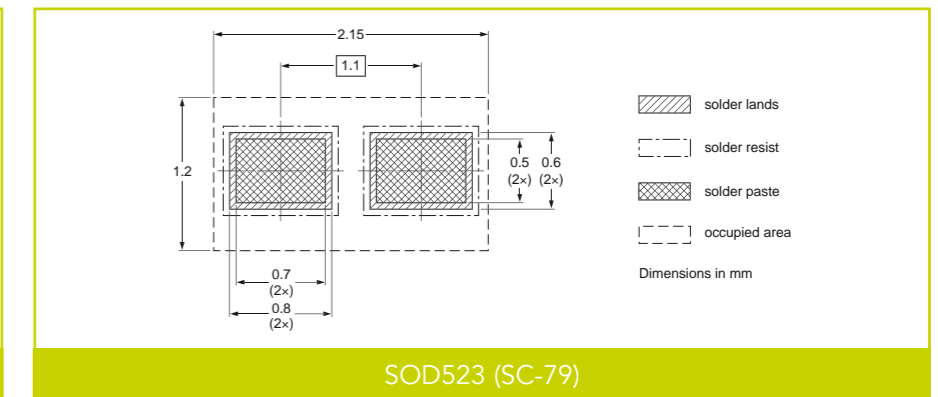
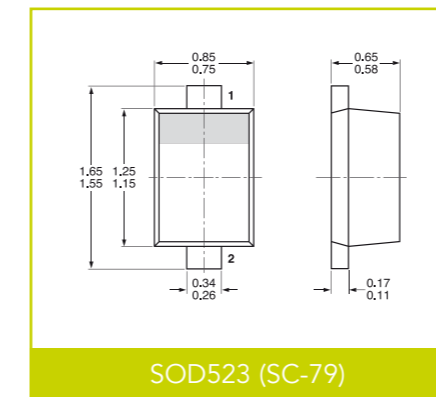
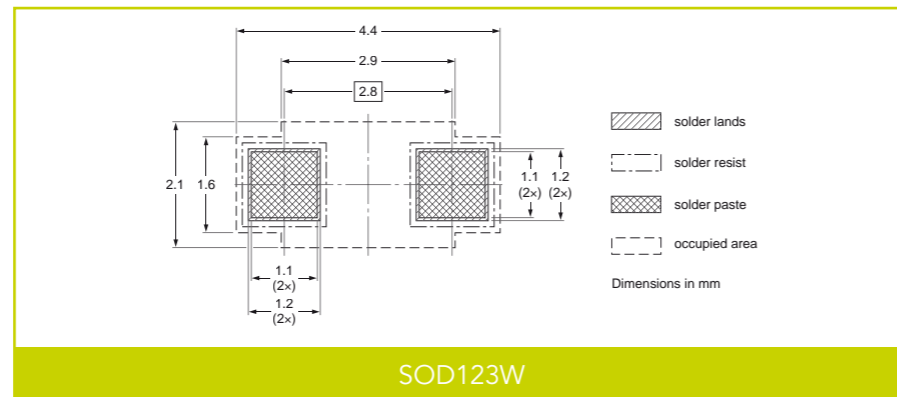
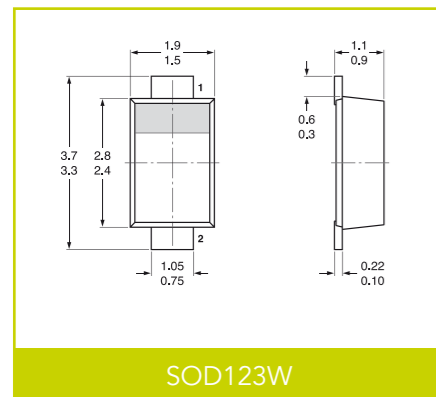
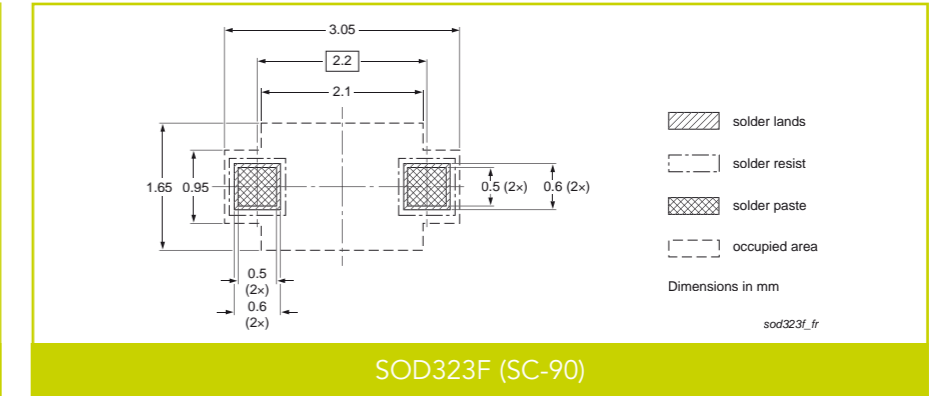
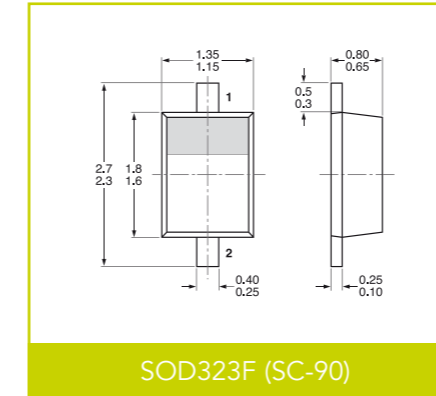
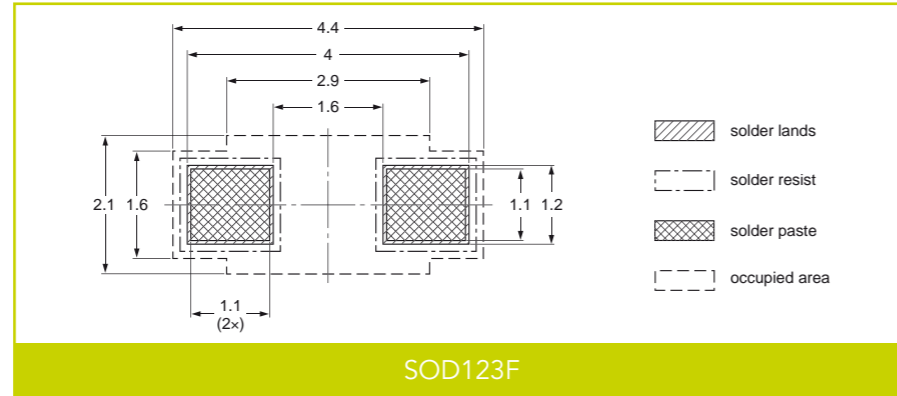
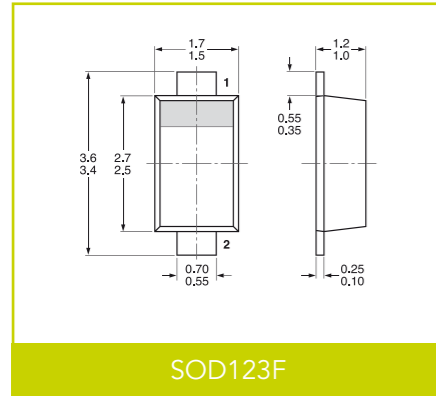
Reel pack axial tape for glass diodes



Ammo pack axial tape for glass diodes

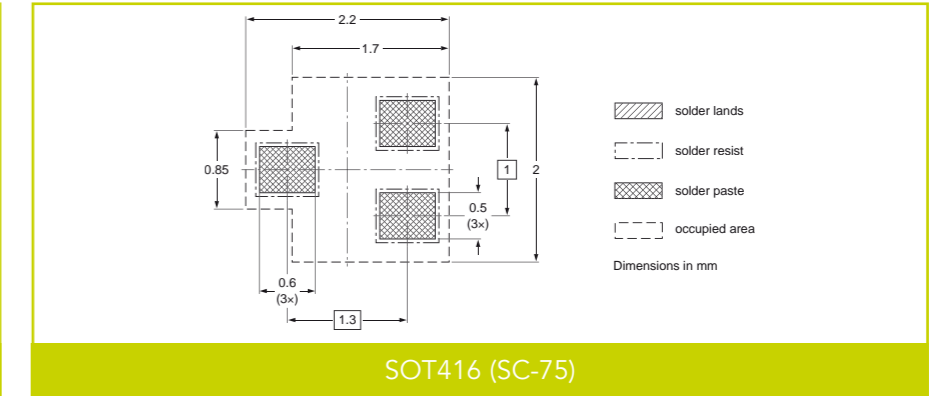
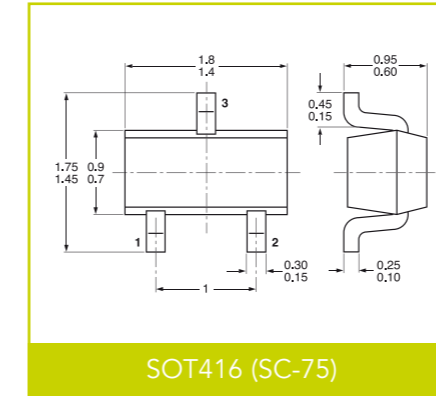
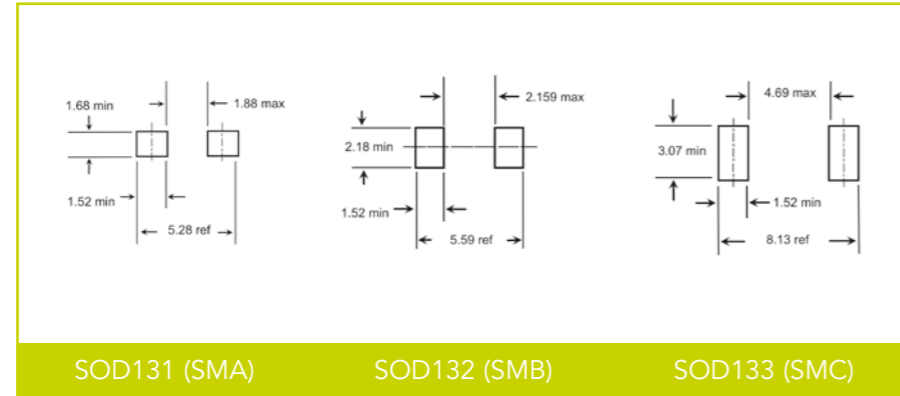
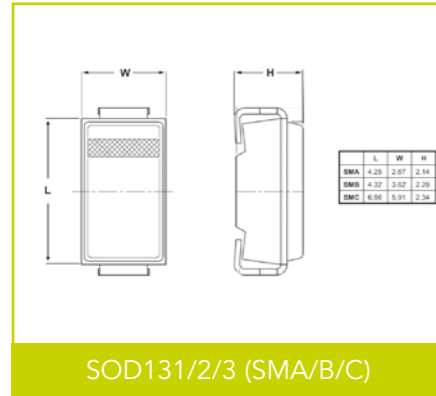


2-Pin SMD Packages

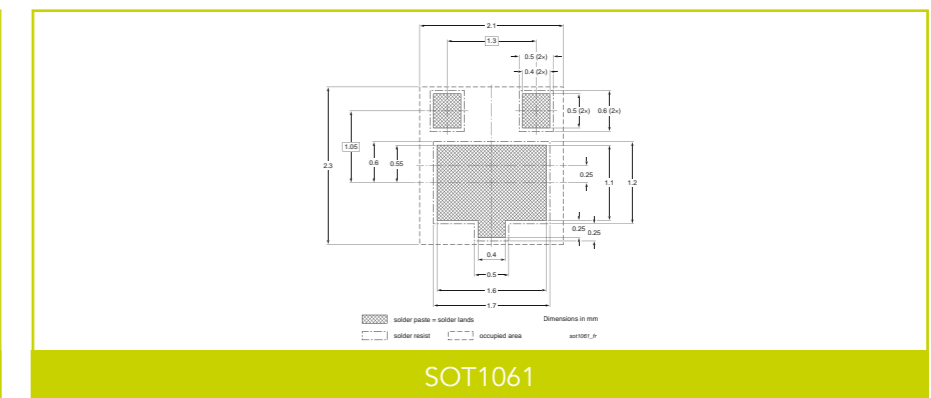
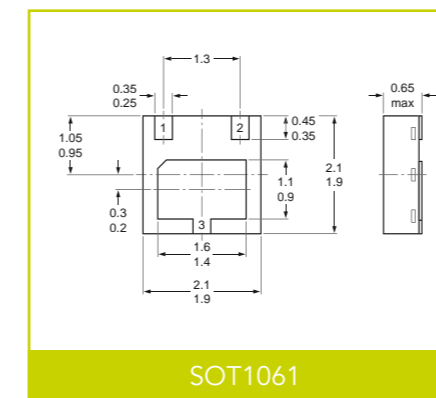
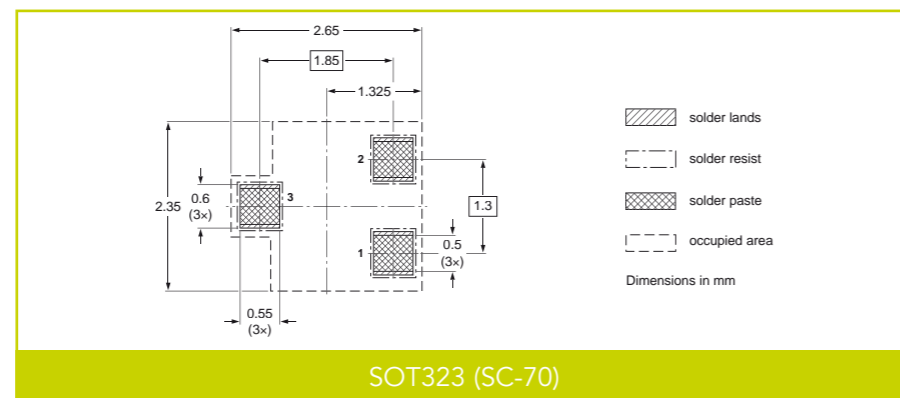
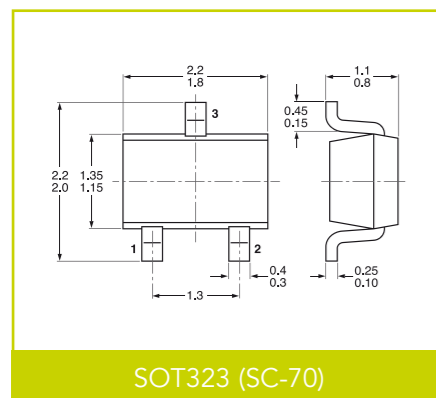
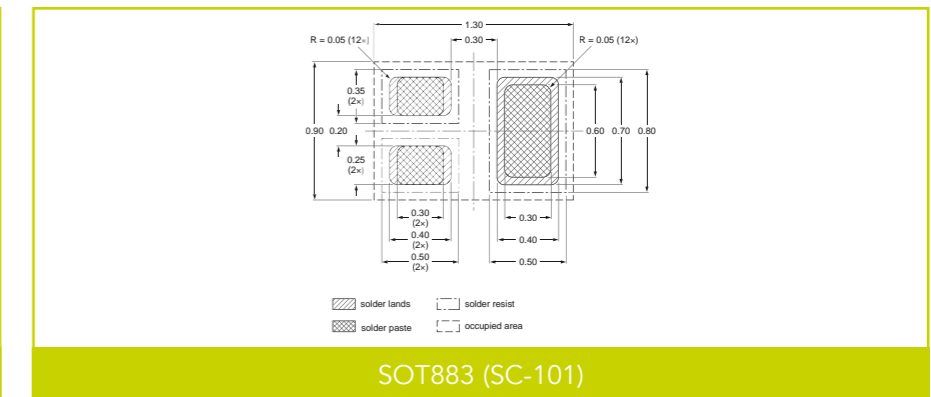
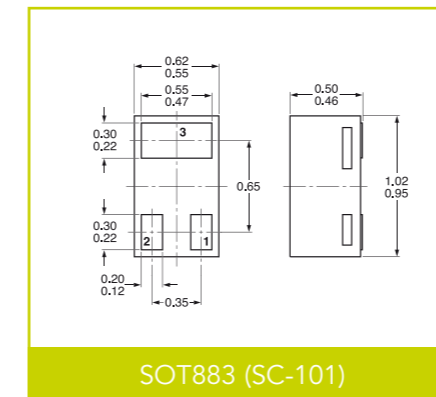
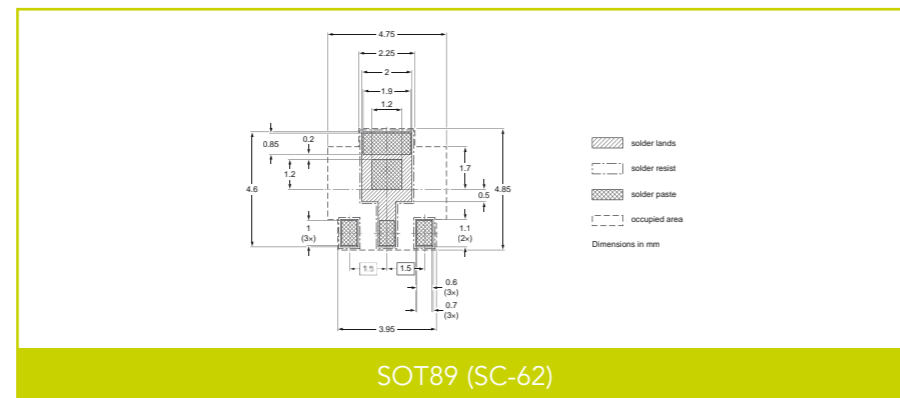
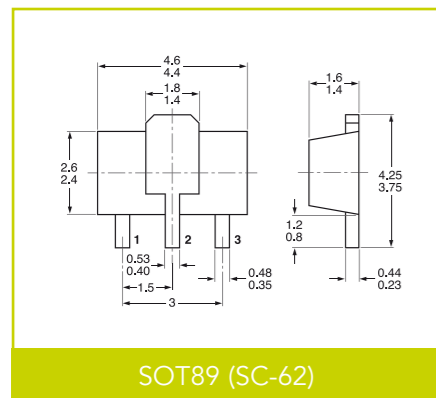
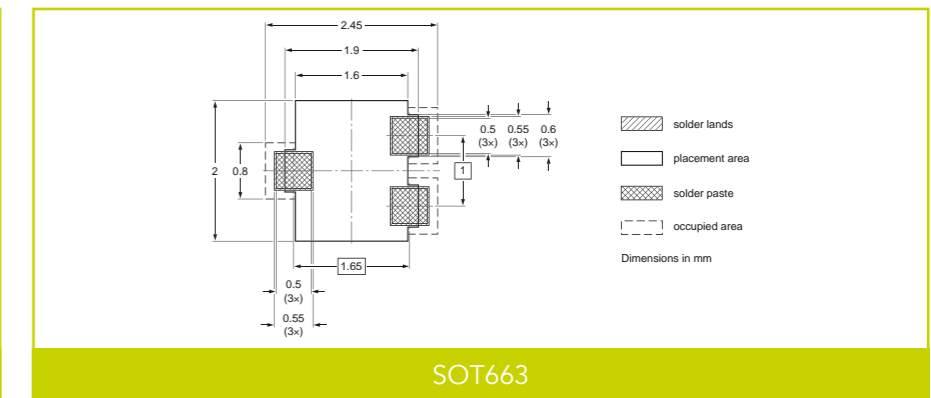
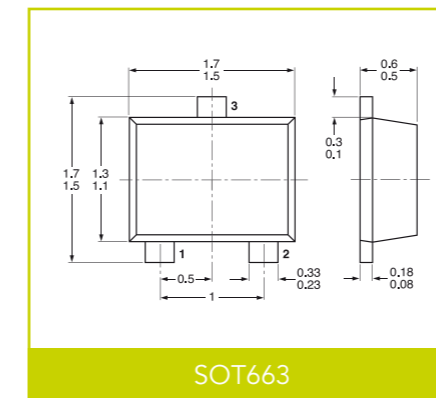
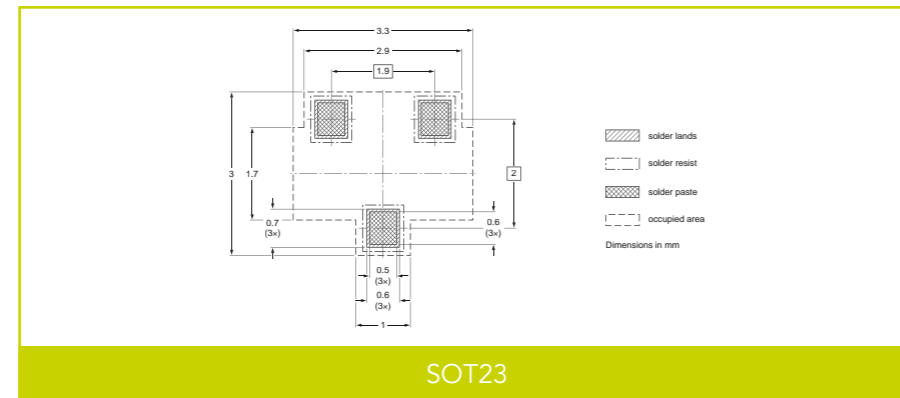
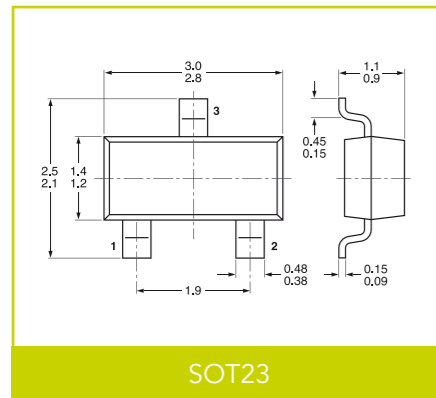


Dimensions in mm

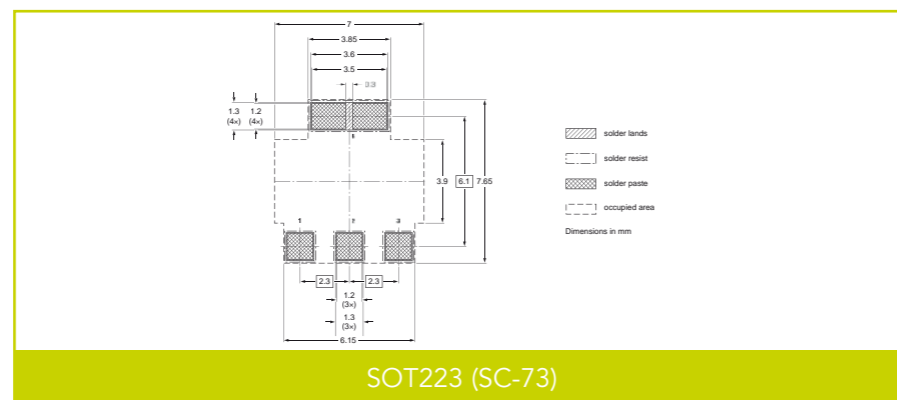
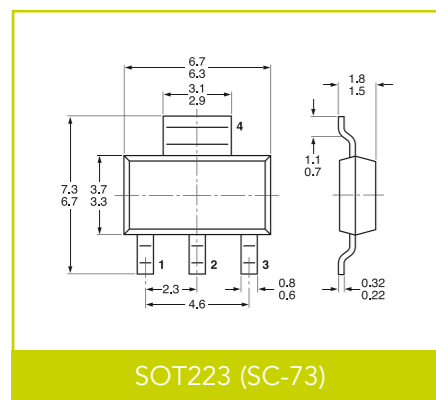
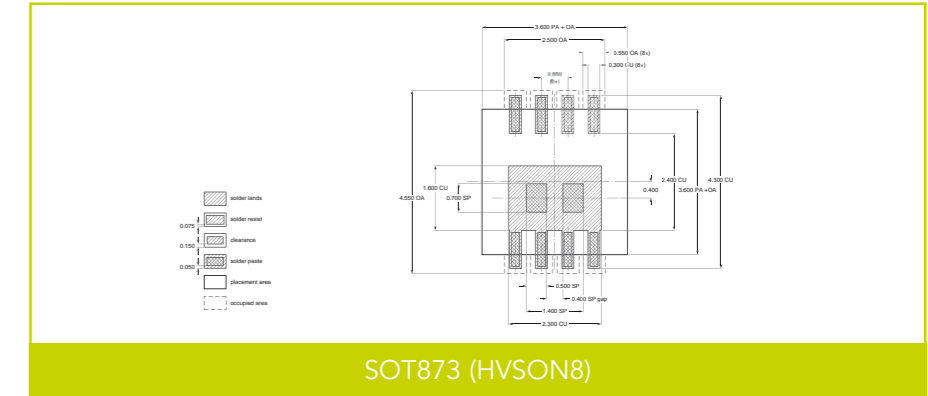
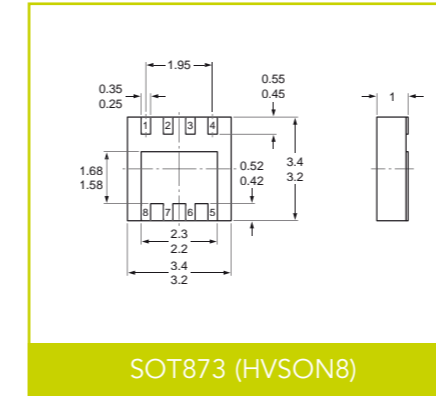
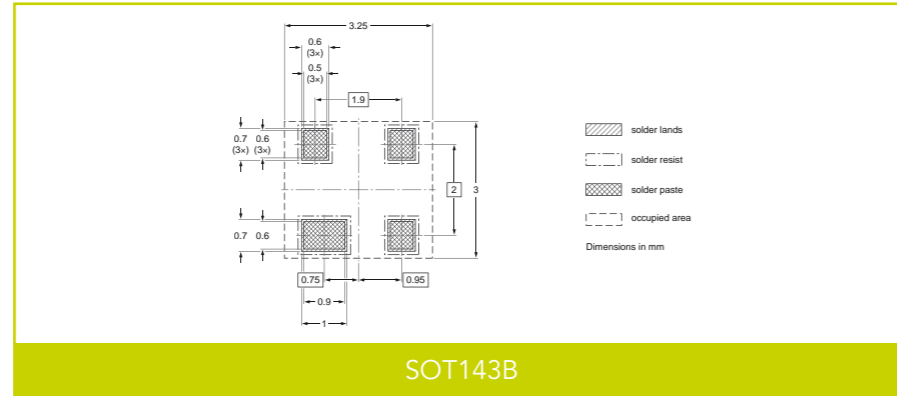
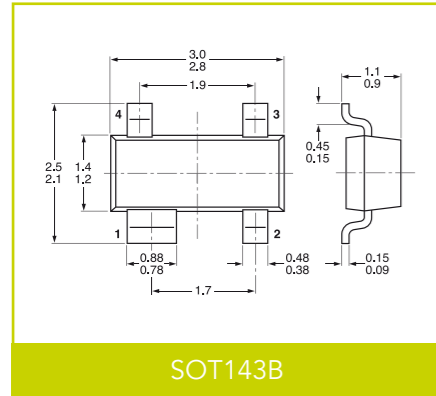
Dimensions in mm



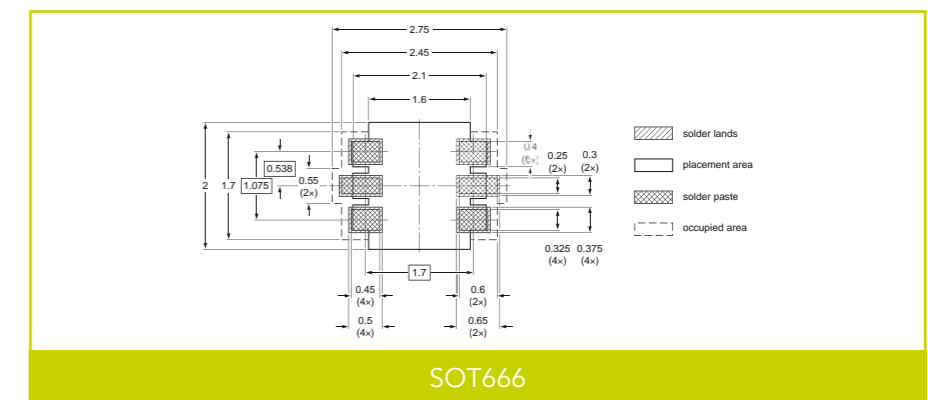
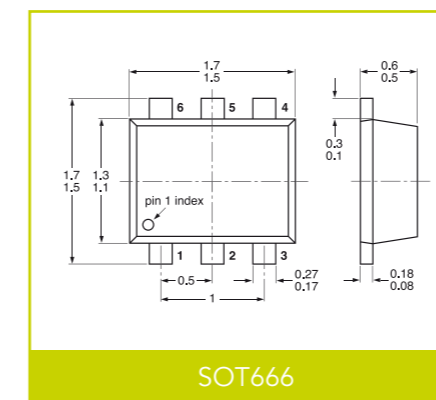
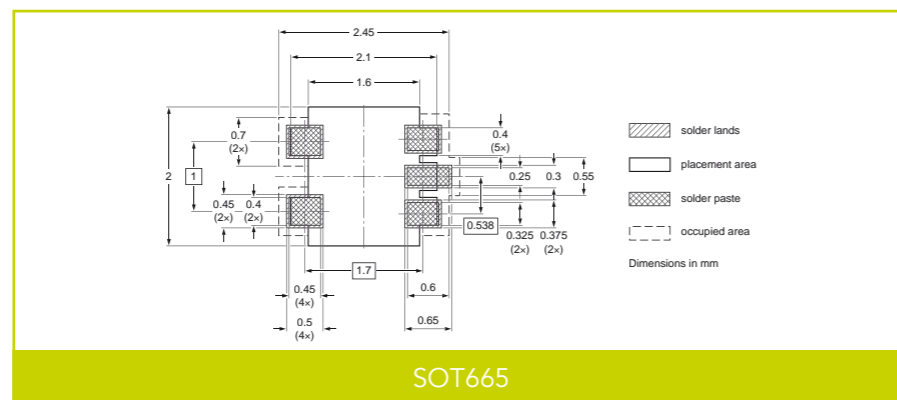
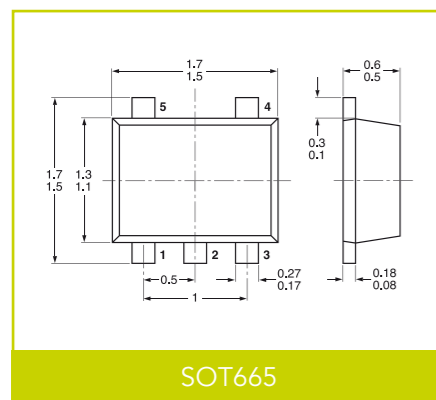
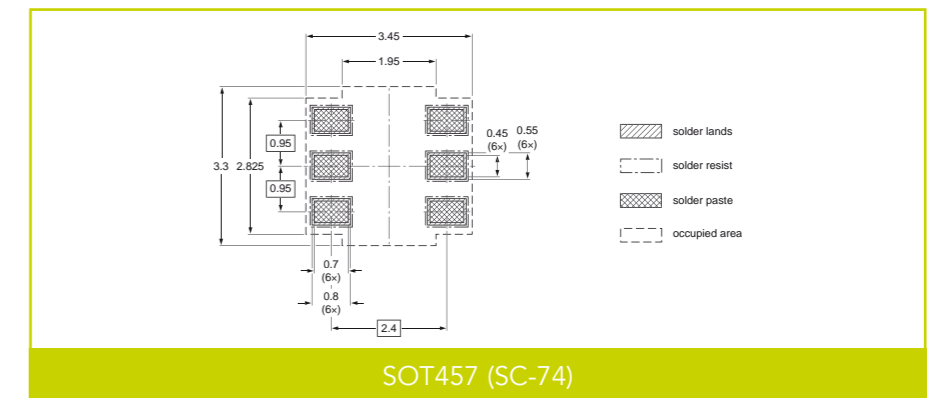
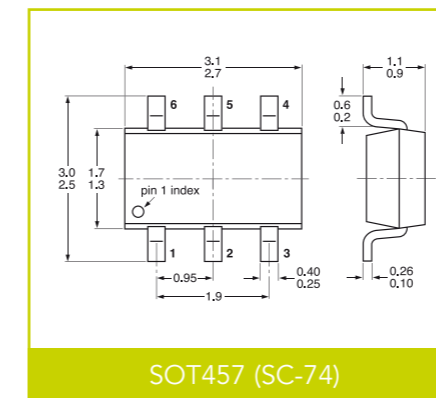
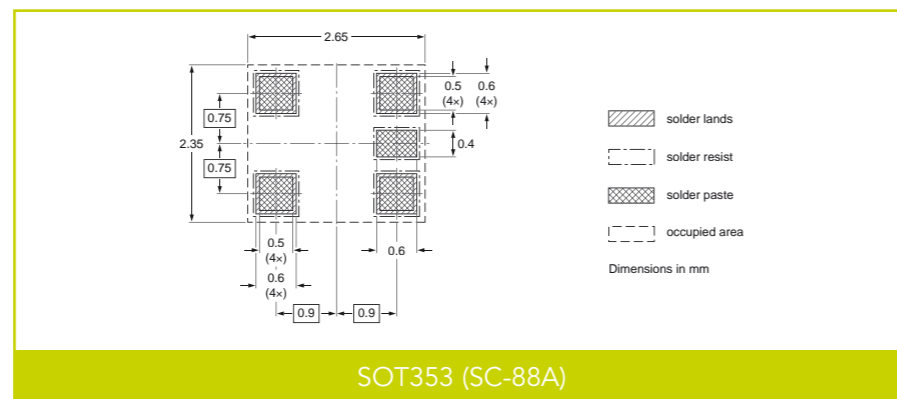
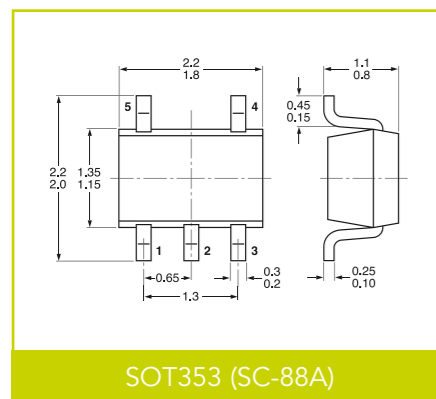
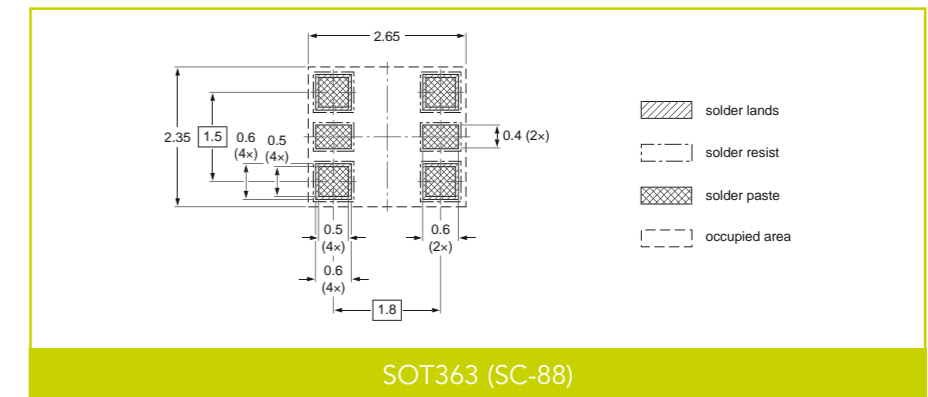
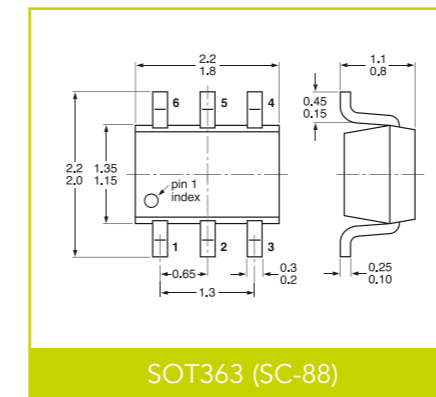
3-Pin SMD Packages

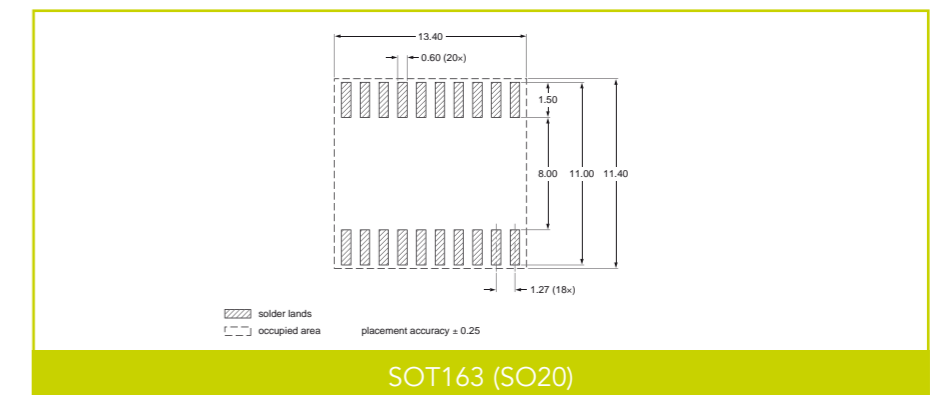
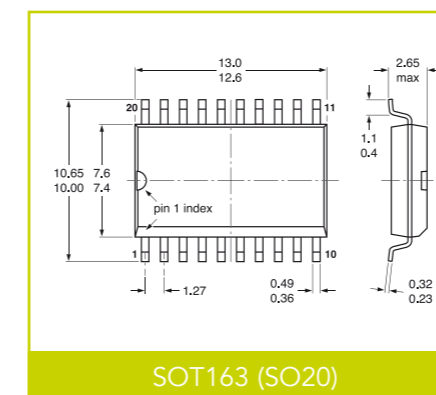
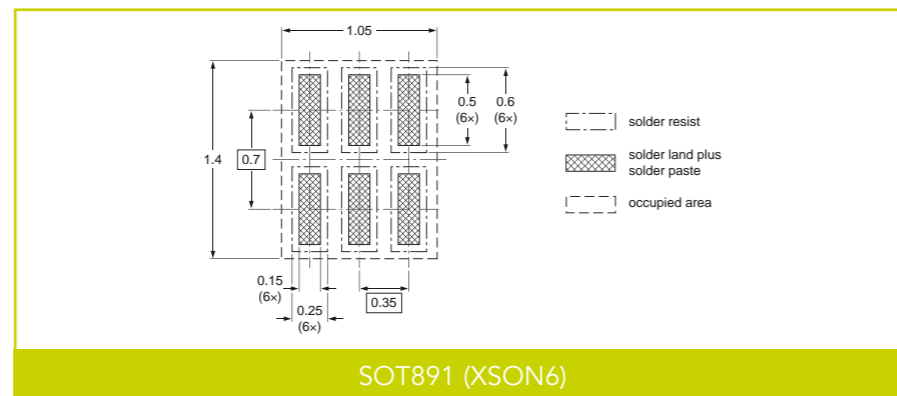
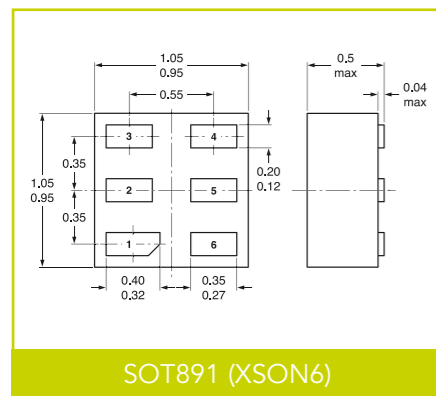
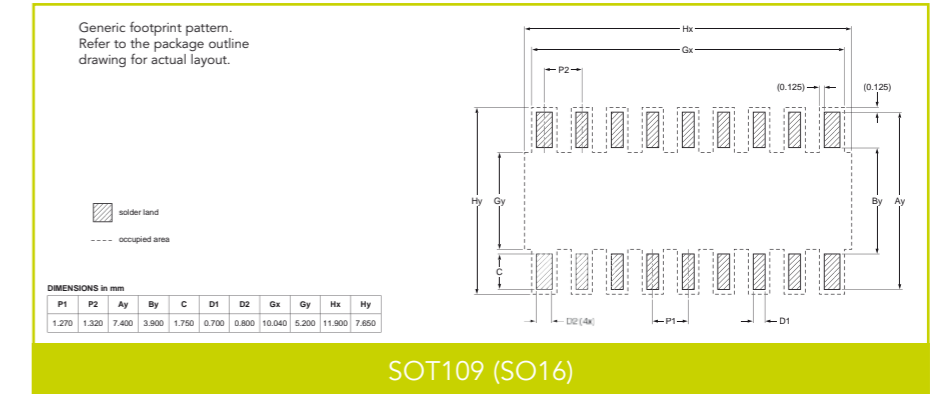
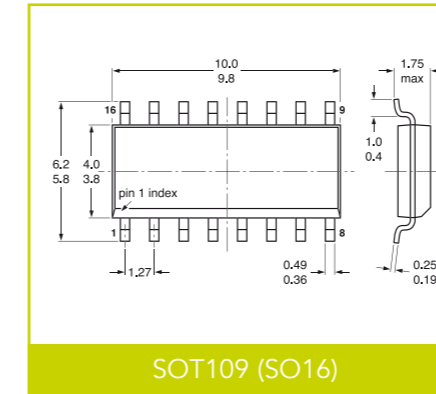
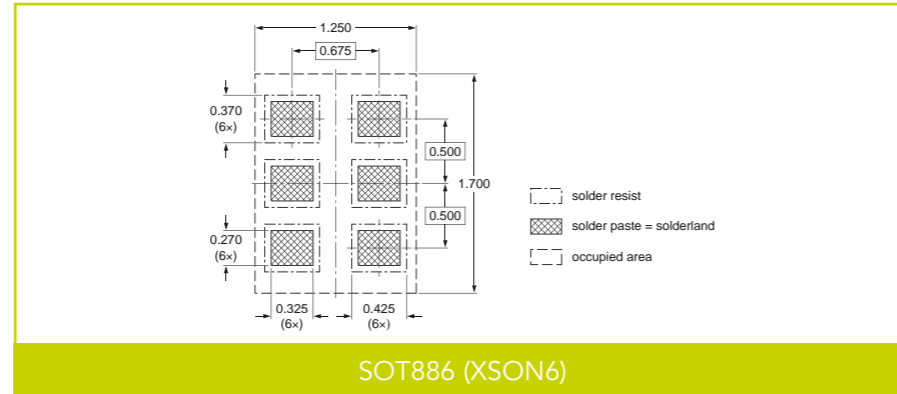
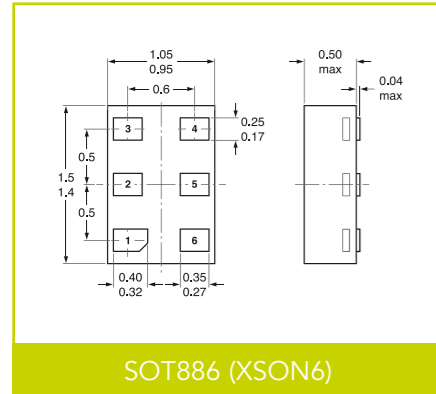


4-/5-Pin SMD Packages

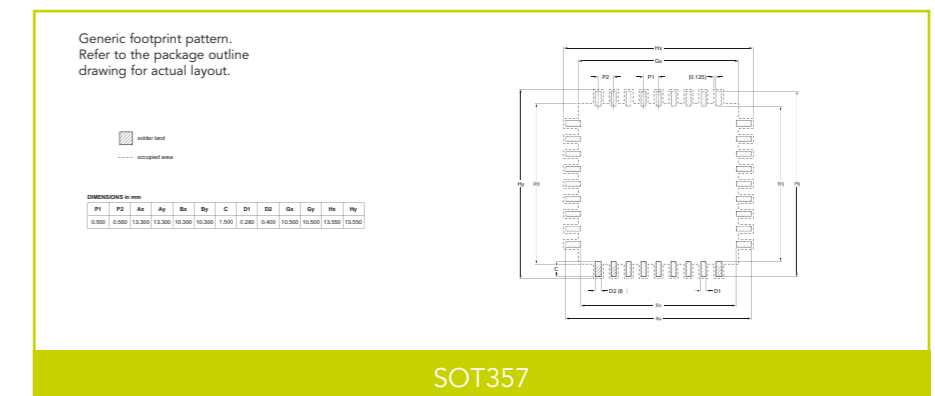
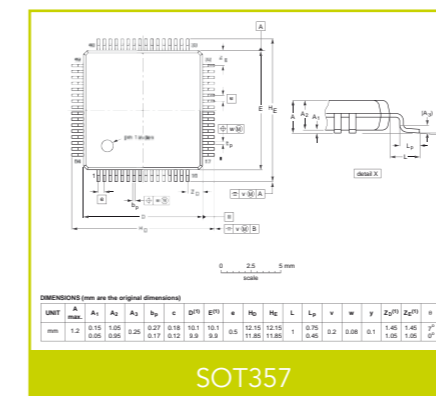
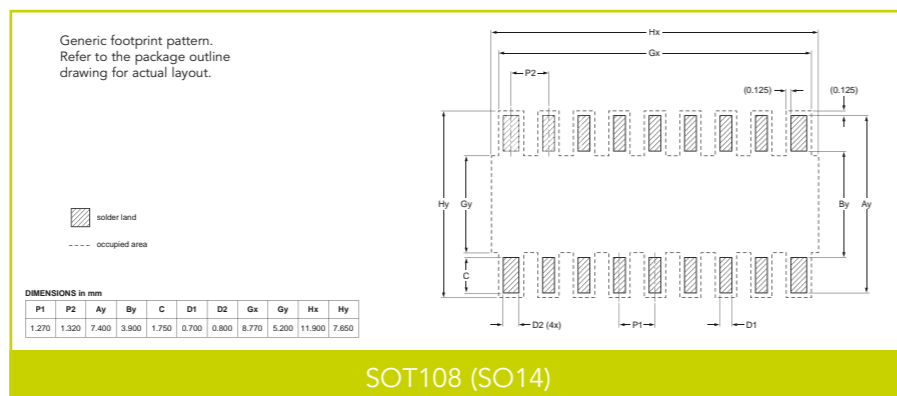
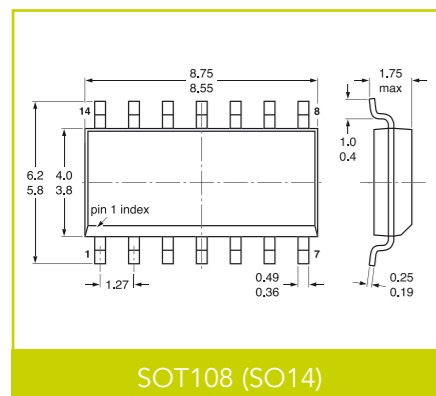
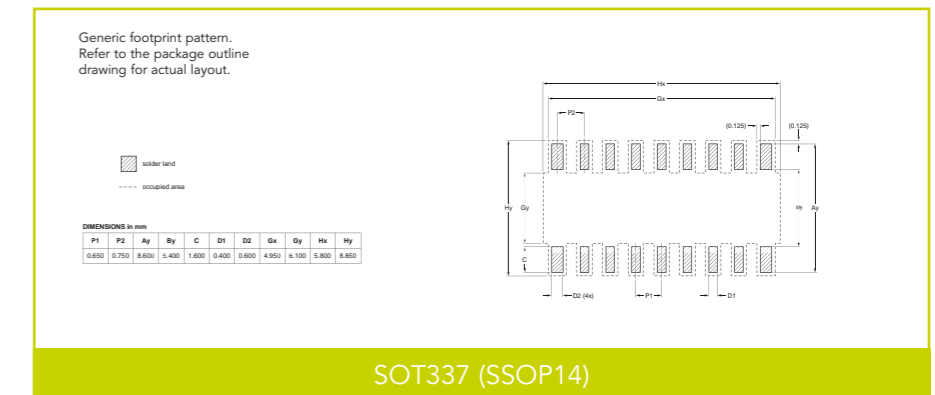
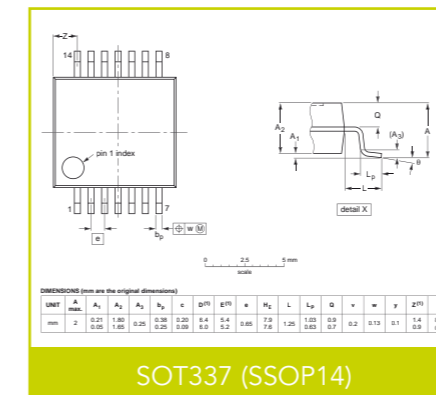
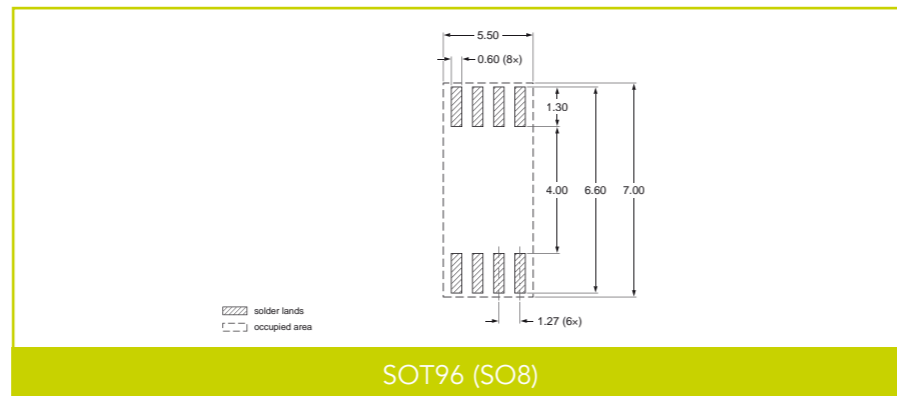
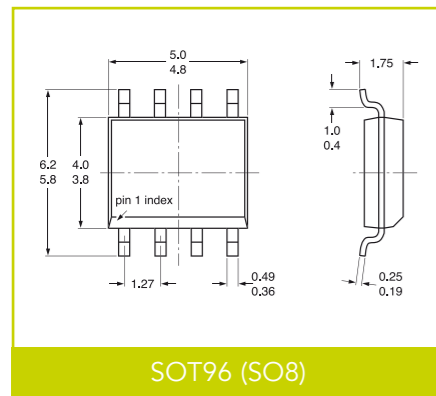


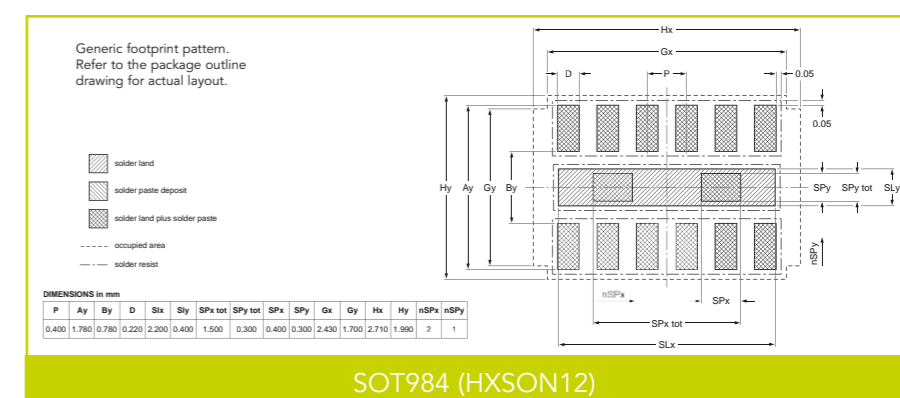
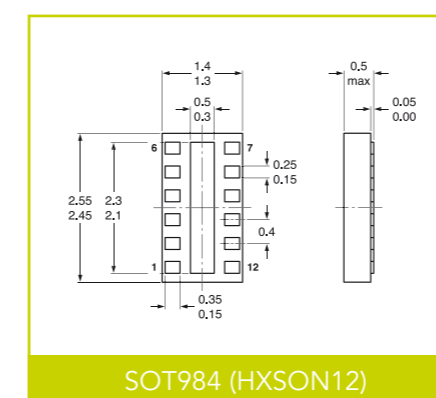
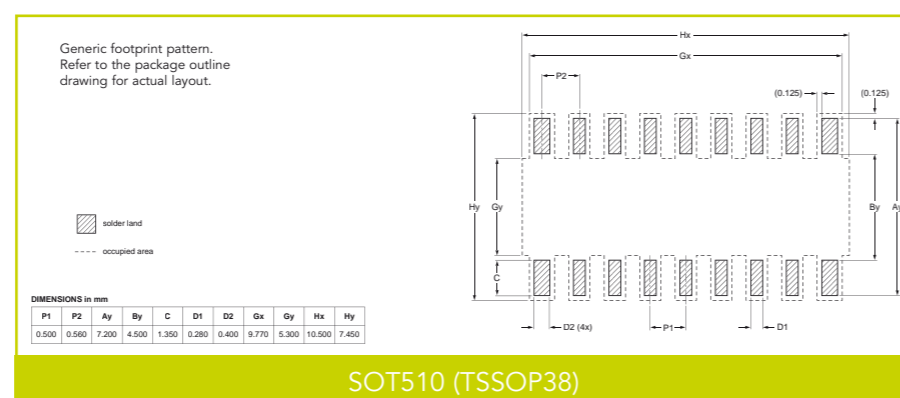
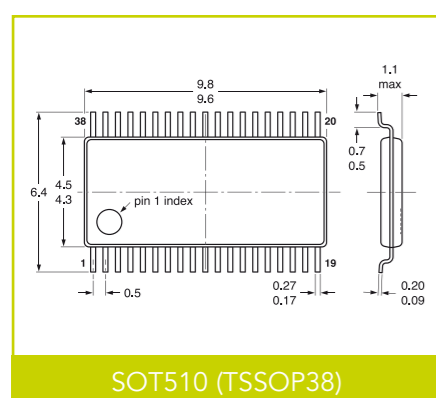
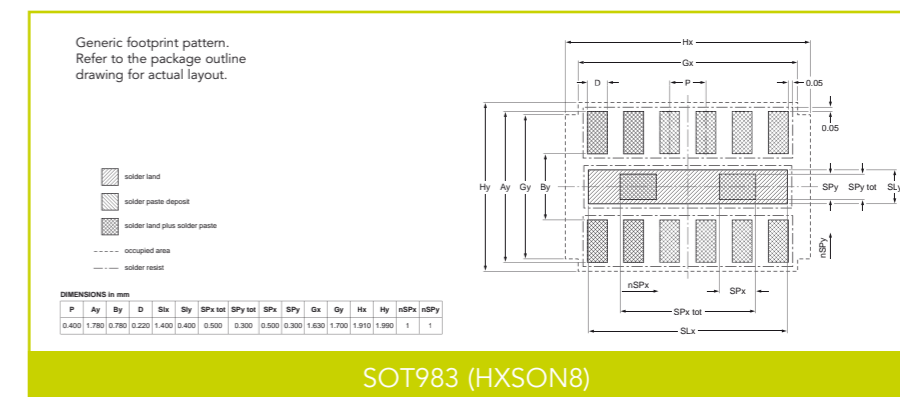
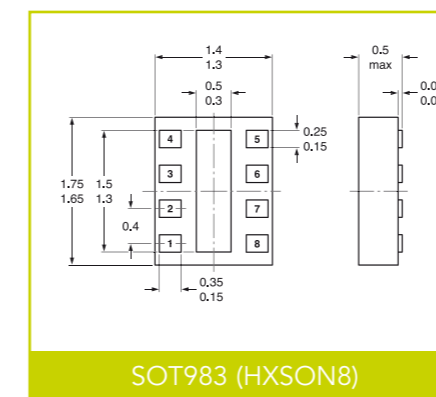
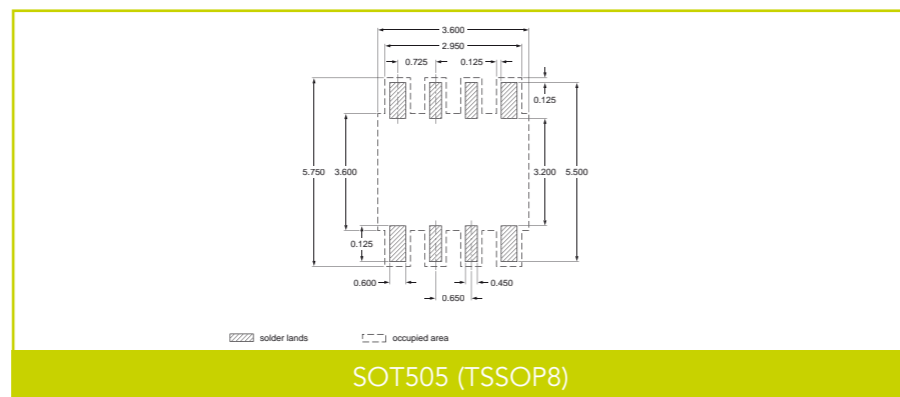
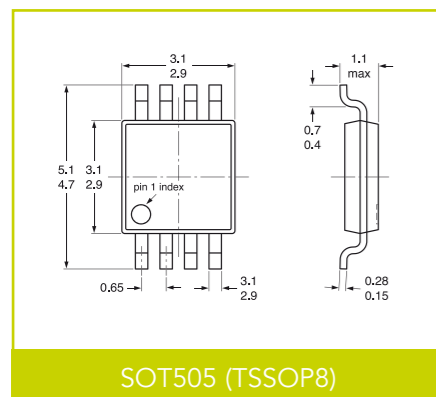
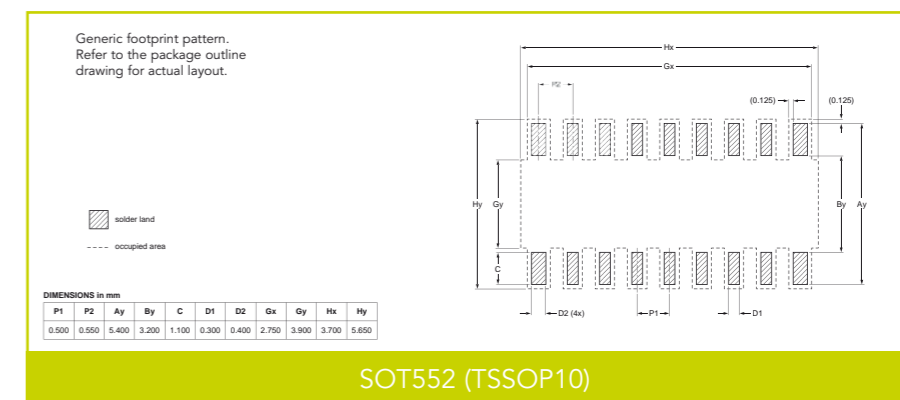
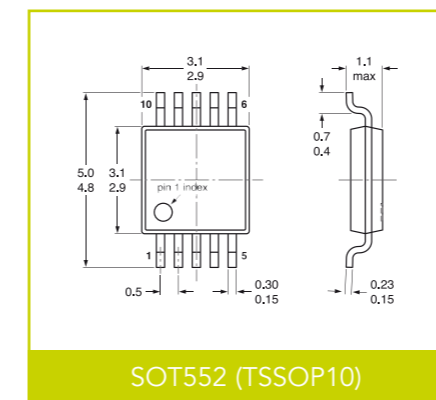
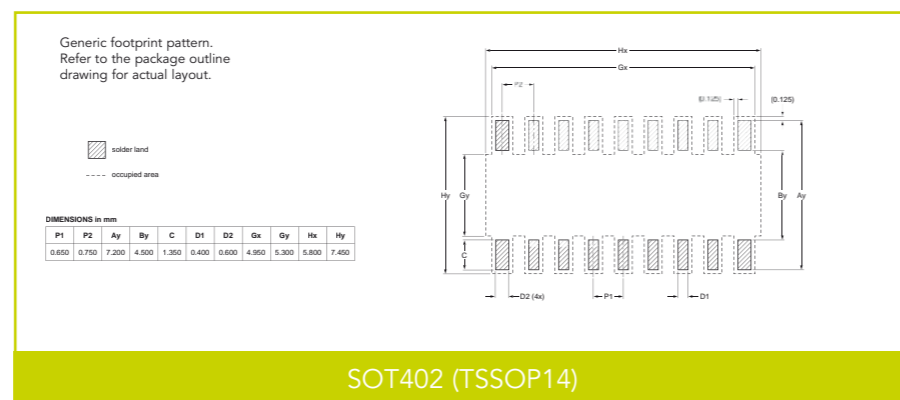
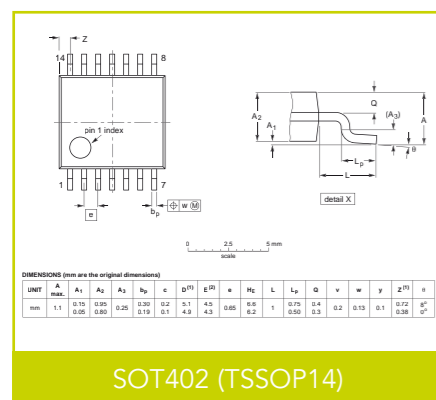
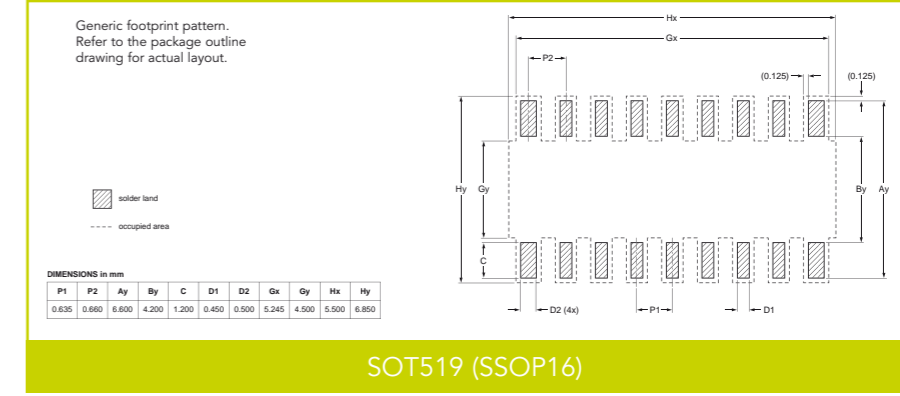
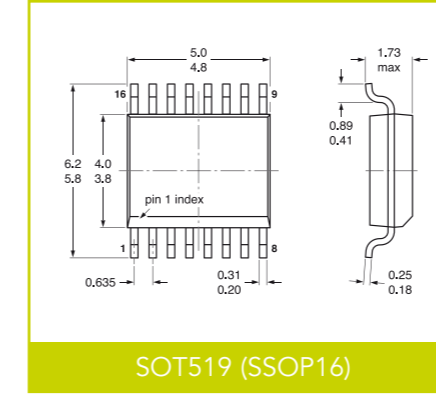
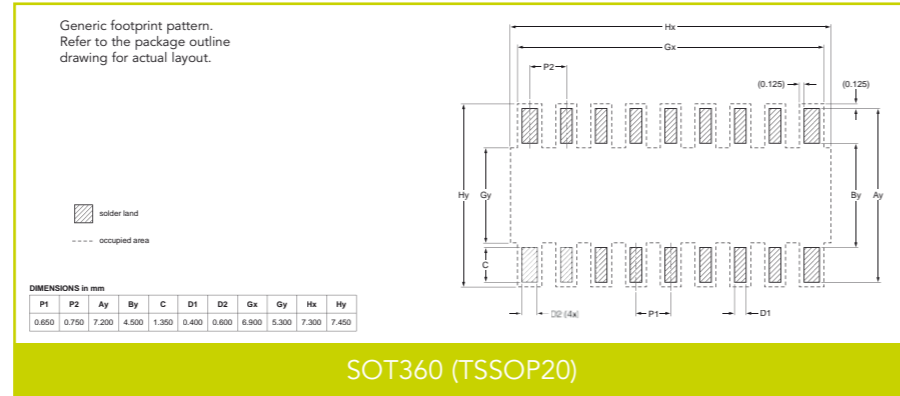
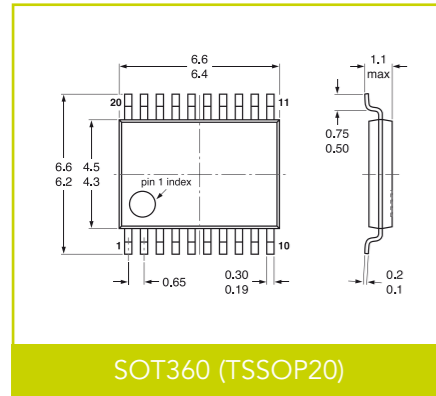
6-Pin SMD Packages



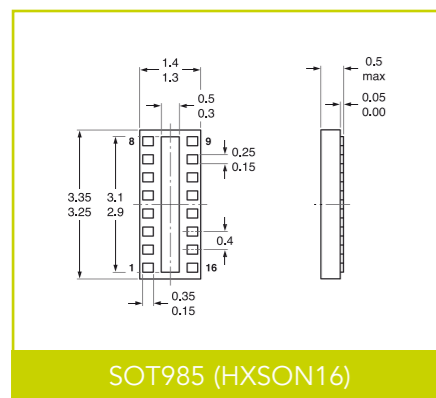


Multi-Pin SMD Packages

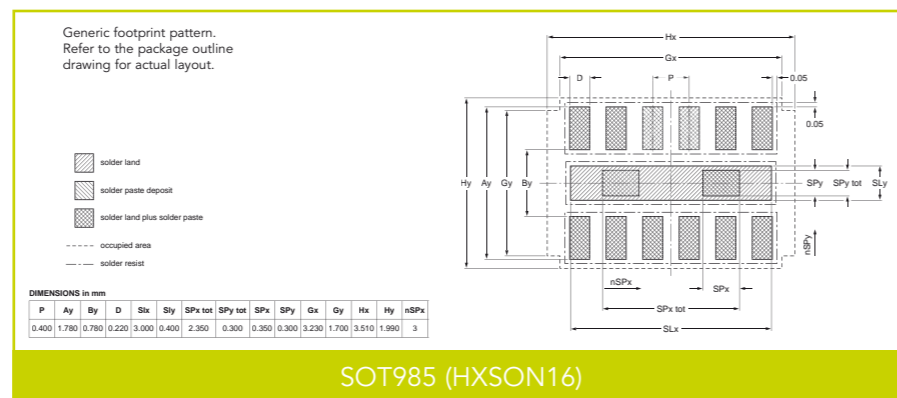




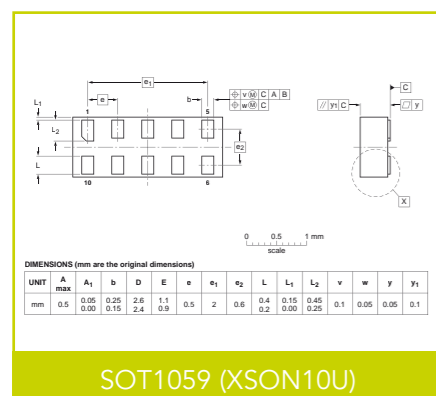
Minimized outline drawings and reflow soldering footprint



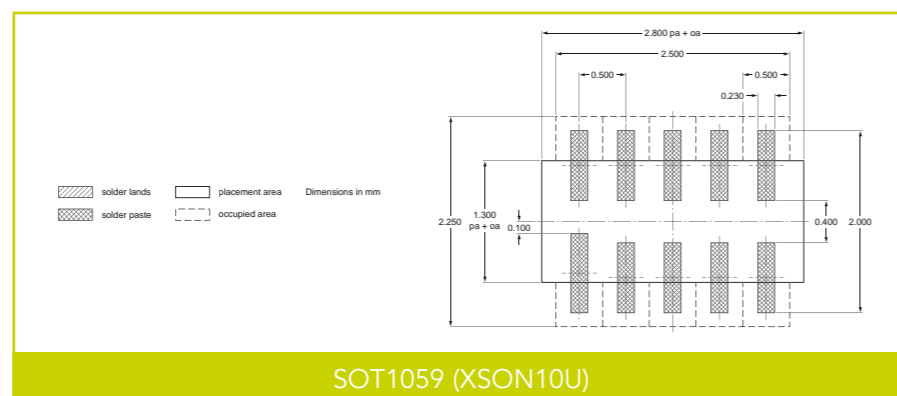
SOT985 (HXSON16)



SOT985 (HXSON16)

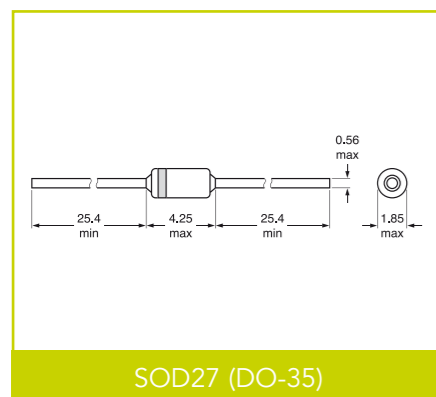


SOT1059 (XSON10U)

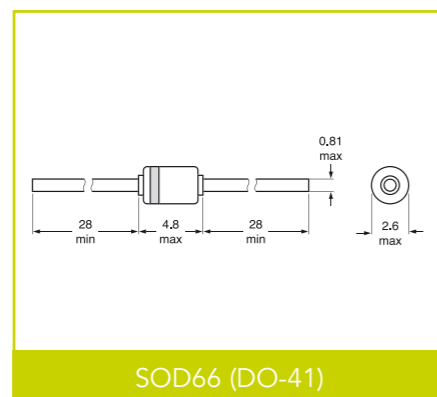


SOT1059 (XSON10U)

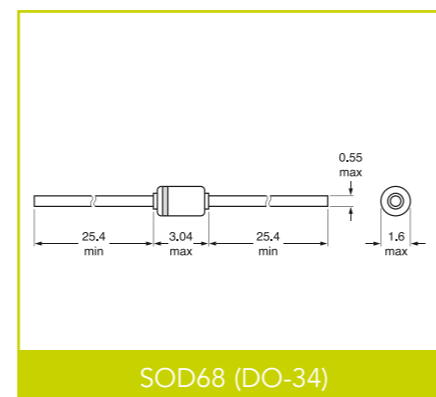
Glass diodes



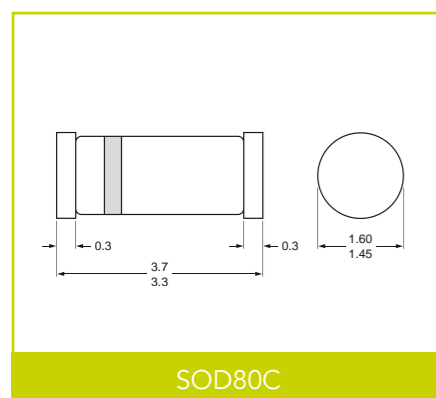
SOD27 (DO-35)



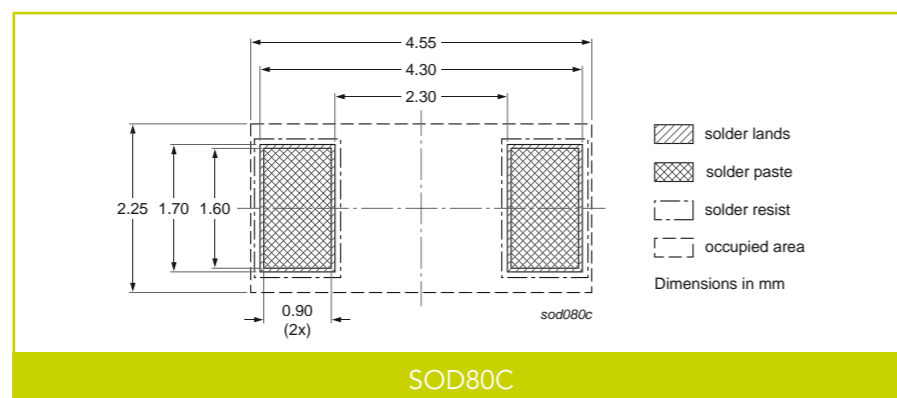
SOD66 (DO-41)



SOD68 (DO-34)



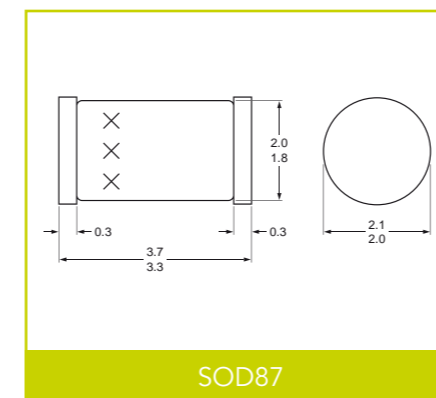
SOD80C



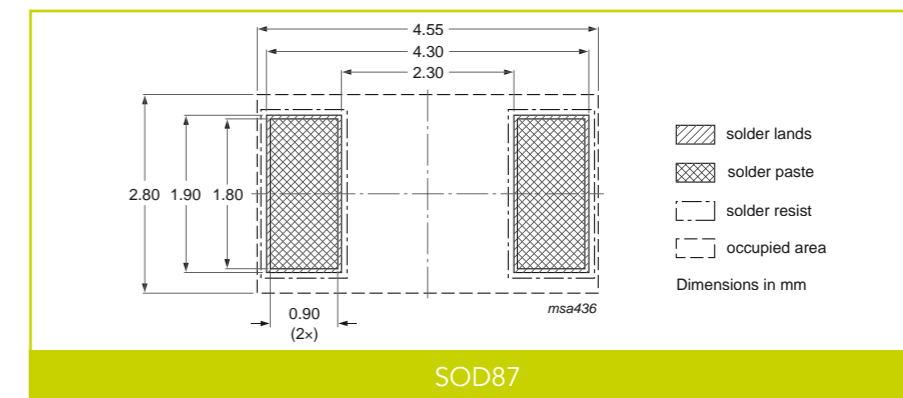
SOD80C

Dimensions in mm

Minimized outline drawings and reflow soldering footprint



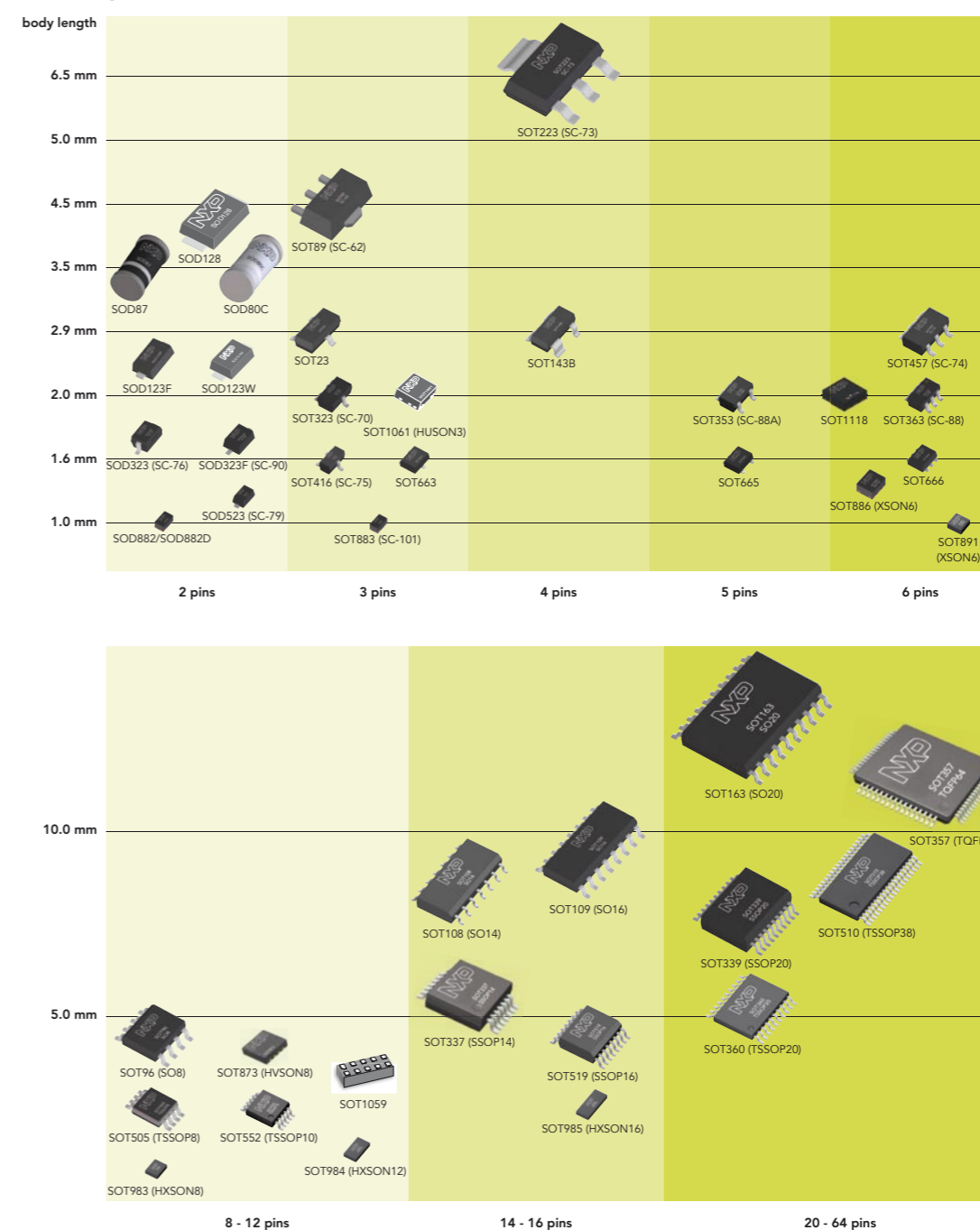
SOD87



SOD87

Dimensions in mm

Package overview



Packages

Type Number	Page Number	Type Number	Page Number	Type Number	Page Number	Type Number	Page Number	Type Number	Page Number
1N4148	18	2PD601ARW / SW	48	BAS70-06	8	BAV103	20	BC850CW	51
1N4531	18	2PD601ASL	48	BAS70-06W	9	BAV170	21	BC856 / A / B	48
1N47xxA series	16	2PD602AQL	48	BAS70-07	8	BAV199	21	BC856BS	49
1PS105B82	14	2PD602ARL	48	BAS70-07S	9	BAV199W	21	BC856S	49
1PS665B17	14	2PD602ASL	48	BAS70-07V	9	BAV20	20	BC856T / AT / BT	48
1PS665B82	14	BAL74	18	BAS70H	9	BAV21	20	BC856W / AW / BW	48
1PS705B20	11	BAL99	18	BAS70L	9	BAV23	20	BC857 / A / B / C	48
1PS705B82	14	BAS101	20	BAS70VV	9	BAV23A	20	BC857AM / BM / CM	48
1PS705B84	14	BAS101S	20	BAS70W	9	BAV23C	20	BC857BS	49
1PS705B85	14	BAS116	21	BAS70XY	9	BAV23S	20	BC857BV	49
1PS705B86	14	BAS116H	21	BAS716	21	BAV70	18	BC857T / AT / BT / CT	48
1PS745B23	10	BAS116T	21	BAS85	8	BAV70M	19	BC857W / AW / BW / CW	48
1PS755B45	9	BAS16	18	BAS86	8	BAV70S	19	BC858B	48
1PS765B10	9	BAS16H	19	BAT120A	12	BAV70T	19	BC858W	48
1PS765B17	14	BAS16J	19	BAT120C	12	BAV70W	19	BC859B	51
1PS765B21	9	BAS16L	19	BAT120S	12	BAV756S	19	BC859BW	51
1PS765B40	9	BAS16T	19	BAT160A	12	BAV99	18	BC859C	51
1PS765B70	9	BAS16VV	19	BAT160C	12	BAV99S	19	BC859CW	51
1PS795B10	9	BAS16VY	19	BAT160S	12	BAV99W	19	BC860B	51
1PS795B17	14	BAS16W	19	BAT17	14	BAW101	20	BC860BW	51
1PS795B30	9	BAS21	20	BAT46WH	9	BAW101S	20	BC860C	51
1PS795B31	9	BAS21AW	20	BAT46WJ	9	BAW156	21	BC860CW	51
1PS795B40	9	BAS21H	20	BAT54	8	BAW56	18	BC868 / -25	65
1PS795B70	9	BAS21J	20	BAT54A	8	BAW56M	19	BC869 / -16 / -25	65
1PS885B48	9	BAS21SW	20	BAT54AW	9	BAW56S	19	BCM61B	50
1PS885B82	14	BAS21VD	20	BAT54C	8	BAW56T	19	BCM62B	50
2N7002	77	BAS21W	20	BAT54CM	9	BAW56W	19	BCM847BS	50
2N7002BK	77	BAS28	19	BAT54CV	9	BC807 / -16 / -25 / -40	48	BCM847BV	50
2N7002BKM	77	BAS29	21	BAT54CW	9	BC807DS	49	BCM847DS	50
2N7002BKS	79	BAS31	21	BAT54H	9	BC807W / -16W / -25W / -40W	48	BCM856BS	50
2N7002BKT	77	BAS316	19	BAT54J	9	BC817 / -16 / -25 / -40	48	BCM856DS	50
2N7002BKV	79	BAS321	20	BAT54L	9	BC817DPN	49	BCM857BS	50
2N7002BKW	77	BAS32L	18	BAT54S	8	BC817DS	49	BCM857BV	50
2N7002CK	77	BAS35	21	BAT54SW	9	BC817W / -16W / -25W / -40W	48	BCM857DS	50
2N7002E	77	BAS40	8	BAT54T	9	BC846 / A / B	48	BCP51 / -10 / -16	65
2N7002F	77	BAS40-04	8	BAT54VV	9	BC846BPN	49	BCP52 / -10 / -16	65
2N7002K	77	BAS40-04W	9	BAT54W	9	BC846BS	49	BCP53 / -10 / -16	65
2N7002P	77	BAS40-05	8	BAT54XY	9	BC846DS	49	BCP54 / -10 / -16	65
2N7002PM	77	BAS40-05V	9	BAT720	10	BC846S	49	BCP55 / -10 / -16	65
2N7002PS	79	BAS40-05W	9	BAT721	8	BC846T / AT / BT	48	BCP56 / -10 / -16	65
2N7002PT	77	BAS40-06	8	BAT721A	8	BC846W / AW / BW	48	BCP68 / -25	65
2N7002PV	79	BAS40-06W	9	BAT721C	8	BC847 / A / B / C	48	BCP69 / -16 / -25	65
2N7002PW	77	BAS40-07	8	BAT721S	8	BC847AM / BM / CM	48	BCV26	51
2PA1576Q / R / S	48	BAS40-07V	9	BAT74	8	BC847BPN	49	BCV27	51
2PA1774Q / R / S	48	BAS40H	9	BAT74S	9	BC847BS	49	BCV28	51
2PA1774QM / RM / SM	48	BAS40L	9	BAT74V	9	BC847BV	49	BCV29	51
2PB1219AQ / R / S	48	BAS40W	9	BAT754	8	BC847BVN	49	BCV46	51
2PB709ARL	48	BAS40XY	9	BAT754A	8	BC847DS	49	BCV47	51
2PB709ART	48	BAS416	21	BAT754C	8	BC847T / AT / BT / CT	48	BCV48	51
2PB709ARW / SW	48	BAS45A	21	BAT754L	9	BC847W / AW / BW / CW	48	BCV49	51
2PB709ASL	48	BAS45AL	21	BAT754S	8	BC848B	48	BCV61/A/B/C	50
2PB710ARL	48	BAS516	19	BAT760	11	BC848W	48	BCV62/A/B/C	50
2PB710ASL	48	BAS521	20	BAT85	8	BC849B	51	BCV63 / B	52
2PC4081Q / R / S	48	BAS56	21	BAT854AW	9	BC849BW	51	BCV64B	52
2PC4617Q / R	48	BAS70	8	BAT854CW	9	BC849C	51	BCV65 (SOT143B)	53
2PC4617QM / RM	48	BAS70-04	8	BAT854SW	9	BC849CW	51	BCV71 / 72	48
2PD1820AR / S	48	BAS70-04W	9	BAT854W	9	BC850B	51	BCW29 / 30	48
2PD601ARL	48	BAS70-05	8	BAT86	8	BC850BW	51	BCW31 / 32 / 33	48
2PD601ART	48	BAS70-05W	9	BAT960	11	BC850C	51	BCW60B / C / D	48

Type Number	Page Number	Type Number	Page Number	Type Number	Page Number	Type Number	Page Number	Type Number	Page Number
BCW61B / C / D	48	BSP32 / 33	65	BZX79 series	16	IP3254CZ12	36	IP4263CZ14	33
BCW69 / 70	48	BSP41	65	BZX84 series	16	IP3254CZ16	36	IP4264CZ8-20	38
BCW71 / 72	48	BSP43	65	BZX84J series	16	IP3254CZ8	36	IP4264CZ8-40	38
BCW89	48	BSP50	51	BZX84-y10	17	IP3337CX18/LF	36	IP4280CZ10	30
BCX17	48	BSP51	51	BZX84-y11	17	IP3338CX24/LF	36	IP4281CZ10	30
BCX18	48	BSP52	51	BZX84-y12	17	IP4025CX20/LF	32	IP4282CZ6	33
BCX19	48	BSP60	51	BZX84-y13	17	IP4027CX20/LF	32	IP4282CZ6	30
BCX51 / -10 / -16	65	BSP61	51	BZX84-y15	17	IP4041CX25/LF	36	IP4283CZ10-TB	30
BCX52 / -10 / -16	65	BSP62	51	BZX84-y16	17	IP4042CX5/LF	37	IP4283CZ10-TT	30
BCX53 / -10 / -16	65	BSP89	76	BZX84-y18	17	IP4043CX5/LF	37	IP4284CZ10-TB	31
BCX54 / -10 / -16	65	BSR14	49	BZX84-y20	17	IP4044CX8/LF	38	IP4284CZ10-TT	31
BCX55 / -10 / -16	65	BSR16	49	BZX84-y22	17	IP4047CX6/LF	32	IP4286CZ6-TBF	31
BCX56 / -10 / -16	65	BSR30 / 31	65	BZX84-y24	17	IP4048CX5/LF	32	IP4286CZ6-TTY	31
BCX70G / H / J / K	48	BSR33	65	BZX84-y27	17	IP4049CX5/LF	32	IP4302CX2/LF	37
BCX71H / J / K	48	BSR41	65	BZX84-y2V4	17	IP4051CX11/LF	38	IP4303CX4/LF	37
BF550	52	BSR42 / 43	65	BZX84-y2V7	17	IP4052CX20/LF	38	IP4305CX4/LF	37
BF570	52	BSS123	77	BZX84-y30	17	IP4053CX15/LF	36	IP4306CX2/LF	37
BF620	51	BSS192	79	BZX84-y33	17	IP4054CX15/LF	36	IP4307CX4/LF	36
BF621	51	BSS63	48	BZX84-y36	17	IP4055CX6/LF	32	IP4309CX9	31
BF622	51	BSS64	48	BZX84-y39	17	IP4056CX8	39	IP4310CX8	31
BF623	51	BSS84	79	BZX84-y3V0	17	IP4057CX10	39	IP4332CX5/LF	37
BF720	51	BSS87	77	BZX84-y3V3	17	IP4058CX8	39	IP4337CX18/LF/E	36
BF722	51	BST39	51	BZX84-y3V6	17	IP4059CX5	39	IP4338CX24/LF	36
BF723	51	BST50	51	BZX84-y3V9	17	IP4060CX16/LF	38	IP4342CX5/LF	37
BF820	51	BST51	51	BZX84-y43	17	IP4064CX8/LF/S	38	IP4343CX5/LF	37
BF820W	51	BST52	51	BZX84-y47	17	IP4065CX11	39	IP4350CX24/LF	38
BF821	51	BST60	51	BZX84-y4V3	17	IP4067CX9/LF	38	IP4352CX24/LF	38
BF822	51	BST61	51	BZX84-y4V7	17	IP4078CX6	39	IP4353CX15/LF	36
BF823	51	BST62	51	BZX84-y51	17	IP4085CX4	38	IP4355CX6/LF	32
BF824	52	BST82	77	BZX84-y56	17	IP4088CX20/LF	36	IP4358CX6	31
BF824W	52	BSV52	49	BZX84-y5V1	17	IP4110CX20/LF	32	IP4359CX4	30
BF840	52	BZA100	25	BZX84-y5V6	17	IP4125CX20/LF	32	IP4359CX4	39
BFS19	52	BZA408B	25	BZX84-y62	17	IP4142CX5/LF	37	IP4361CX4/LF	37
BFS20W	52	BZA420A	25	BZX84-y6V2	17	IP4153CX15/LF	36	IP4363CX10/LF	32
BSH103	75	BZA456A	25	BZX84-y6V8	17	IP4158CX8	39	IP4364CX8/LF	38
BSH105	75	BZA462A	25	BZX84-y75	17	IP4220CZ6	43	IP4365CX11	38
BSH108	75	BZA820A	25	BZX84-y7V5	17	IP4220CZ6	40	IP4366CX8/LF	38
BSH111	77	BZA856A	25	BZX84-y8V2	17	IP4221CZ6-S	30	IP4385CX4	38
BSH112	77	BZA856AL	25	BZX84-y9V1	17	IP4221CZ6-XS	30	IP4387CX4	38
BSH114	77	BZA862A	25	BZX884 series	16	IP4224CZ6	42	IP4769CZ14	35
BSH121	77	BZA862AL	25	ES1A	15	IP4225CZ10	40	IP4770CZ16	35
BSH201	79	BZA868A	25	ES1B	15	IP4233CZ6	30	IP4771CZ16	35
BSH202	79	BZA868AL	25	ES1D	15	IP4234CZ6	29	IP4772CZ16	35
BSH203	79	BZA956A	25	ES1G	15	IP4251CZ12-6	36	IP4773CZ14	35
BSH205	79	BZA962A	25	ES2A	15	IP4251CZ16-8	36	IP4774CZ14	35
BSH207	79	BZA968A	25	ES2B	15	IP4251CZ8-4	36	IP4776CZ38	34
BSN20	77	BZB100A	16	ES2D	15	IP4252CZ12-6	36	IP4777CZ38	34
BSP030	74	BZB784 series	16	ES2G	15	IP4252CZ16-8	36	IP4778CZ38	34
BSP100	74	BZB84 series	16	ES3A	15	IP4252CZ8-4	36	IP4790CZ38	31
BSP122	76	BZB984 series	16	ES3B	15	IP4253CZ12-6	36	IP4852CX25/LF	38
BSP126	76	BZT52H series	16	ES3D	15	IP4253CZ16-8	36	IP4853CX24/LF	38
BSP130	76	BZV49 series	16	ES3G	15	IP4253CZ8-4	36	IP5002CX8/LF	32
BSP19	51	BZV55 series	16	IP3047CX6	32	IP4254CZ12-6	36	IP5006CX11/LF	32
BSP220	79	BZV85 series	16	IP3048CX5	32	IP4254CZ16-8	36	IP5020CX16/LF	32
BSP225	79	BZV90 series	16	IP3219CZ6	29	IP4254CZ8-4	36	IP5040CX11/LF	32
BSP230	79	BZX100A	16	IP3253CZ12	36	IP4256CZ3-M	36	IP5306CX8	32
BSP250	79	BZX384 series	16	IP3253CZ16	36	IP4256CZ5-W	36	IP5311CX5/LF	32
BSP31	65	BZX585 series	16	IP3253CZ8	36	IP4256CZ6-F	36	MMBT2222A	49

Type Number	Page Number	Type Number	Page Number	Type Number	Page Number	Type Number	Page Number	Type Number	Page Number
MMBT3904	49	NZX13C	17	NZX4V3D	17	PBLS2001D	61	PBSS302PX	58
MMBT3906	49	NZX14A	17	NZX4V7A	17	PBLS2001S	61	PBSS302PZ	58
MMBZ10VAL	44	NZX14B	17	NZX4V7B	17	PBLS2002D	61	PBSS303ND	56
MMBZ12VAL	44	NZX14C	17	NZX4V7C	17	PBLS2002S	61	PBSS303NX	56
MMBZ12VDL	44	NZX15A	17	NZX4V7D	17	PBLS2003D	61	PBSS303NZ	56
MMBZ15VAL	44	NZX15B	17	NZX5V1A	17	PBLS2003S	61	PBSS303PD	58
MMBZ15VDL	44	NZX15C	17	NZX5V1B	17	PBLS2004D	61	PBSS303PX	58
MMBZ18VAL	44	NZX15X	17	NZX5V1C	17	PBLS2021D	61	PBSS303PZ	58
MMBZ18VCL	44	NZX16A	17	NZX5V1D	17	PBLS2022D	61	PBSS304ND	56
MMBZ20VAL	44	NZX16B	17	NZX5V6A	17	PBLS2023D	61	PBSS304NX	56
MMBZ20VCL	44	NZX16C	17	NZX5V6B	17	PBLS2024D	61	PBSS304NZ	56
MMBZ27VAL	44	NZX18A	17	NZX5V6C	17	PBLS4001D	61	PBSS304PD	58
MMBZ27VCL	44	NZX18B	17	NZX5V6D	17	PBLS4001V	61	PBSS304PX	58
MMBZ33VAL	44	NZX18C	17	NZX5V6E	17	PBLS4001Y	61	PBSS304PZ	58
MMBZ33VCL	44	NZX20A	17	NZX6V2A	17	PBLS4002D	61	PBSS305ND	56
MMBZ5V6AL	44	NZX20B	17	NZX6V2B	17	PBLS4002V	61	PBSS305NX	56
MMBZ6V2AL	44	NZX20C	17	NZX6V2C	17	PBLS4002Y	61	PBSS305NZ	56
MMBZ6V8AL	44	NZX22A	17	NZX6V2D	17	PBLS4003D	61	PBSS305PD	58
MMBZ9V1AL	44	NZX22B	17	NZX6V2E	17	PBLS4003V	61	PBSS305PX	58
NUP1301	29	NZX22C	17	NZX6V8A	17	PBLS4003Y	61	PBSS305PZ	58
NX1117C120Z	69	NZX24A	17	NZX6V8B	17	PBLS4004D	61	PBSS306NX	56
NX1117C12Z	69	NZX24B	17	NZX6V8C	17	PBLS4004V	61	PBSS306NZ	56
NX1117C15Z	69	NZX24C	17	NZX6V8D	17	PBLS4004Y	61	PBSS306PX	58
NX1117C18Z	69	NZX24X	17	NZX7V5A	17	PBLS4005D	61	PBSS306PZ	58
NX1117C19Z	69	NZX27A	17	NZX7V5B	17	PBLS4005V	61	PBSS3515E	59
NX1117C20Z	69	NZX27B	17	NZX7V5C	17	PBLS4005Y	61	PBSS3515M	59
NX1117C25Z	69	NZX27C	17	NZX7V5D	17	PBLS6001D	61	PBSS3515VS	60
NX1117C285Z	69	NZX27X	17	NZX7V5X	17	PBLS6002D	61	PBSS3540E	59
NX1117C33Z	69	NZX2V4A	17	NZX8V2A	17	PBLS6003D	61	PBSS3540M	59
NX1117C50Z	69	NZX2V4B	17	NZX8V2B	17	PBLS6004D	61	PBSS4021NT	57
NX1117CADJZ	69	NZX2V7A	17	NZX8V2C	17	PBLS6005D	61	PBSS4021NX	56
NX1117I120Z	69	NZX2V7B	17	NZX8V2D	17	PBLS6021D	61	PBSS4021NZ	56
NX1117I12Z	69	NZX2V7C	17	NZX9V1A	17	PBLS6022D	61	PBSS4021PT	59
NX1117I15Z	69	NZX30A	17	NZX9V1B	17	PBLS6023D	61	PBSS4021PX	58
NX1117I18Z	69	NZX30B	17	NZX9V1C	17	PBLS6024D	61	PBSS4021PZ	58
NX1117I19Z	69	NZX30C	17	NZX9V1D	17	PBRN113ET	55	PBSS4021SN	60
NX1117I20Z	69	NZX30X	17	NZX9V1E	17	PBRN113ZT	55	PBSS4021SP	60
NX1117I25Z	69	NZX33A	17	PBHV8115T	62	PBRN123ET	55	PBSS4021SPN	60
NX1117I285Z	69	NZX33B	17	PBHV8115Z	62	PBRN123YT	55	PBSS4032ND	56
NX1117I33Z	69	NZX33C	17	PBHV8140Z	62	PBRP113ET	55	PBSS4032NT	57
NX1117I50Z	69	NZX36A	17	PBHV8215Z	62	PBRP113ZT	55	PBSS4032NX	56
NX1117IADJZ	69	NZX36B	17	PBHV8540T	62	PBRP123ET	55	PBSS4032NZ	56
NZH series	16	NZX36C	17	PBHV8540Z	62	PBRP123YT	55	PBSS4032PD	58
NZX series	16	NZX36X	17	PBHV8550Z	62	PBSS2515E	57	PBSS4032PD	65
NZX10A	17	NZX3V0A	17	PBHV9040T	62	PBSS2515M	57	PBSS4032PT	59
NZX10B	17	NZX3V0B	17	PBHV9040Z	62	PBSS2515VPN	60	PBSS4032PX	58
NZX10C	17	NZX3V0C	17	PBHV9050T	62	PBSS2515VS	60	PBSS4032PZ	58
NZX10D	17	NZX3V3A	17	PBHV9050Z	62	PBSS2540E	57	PBSS4032PZ	65
NZX11A	17	NZX3V3B	17	PBHV9115T	62	PBSS2540M	57	PBSS4032SN	60
NZX11B	17	NZX3V3C	17	PBHV9115X	62	PBSS301ND	56	PBSS4032SP	60
NZX11C	17	NZX3V6A	17	PBHV9115Z	62	PBSS301NX	56	PBSS4032SPN	60
NZX11D	17	NZX3V6B	17	PBHV9215Z	62	PBSS301NZ	56	PBSS4041NT	57
NZX12A	17	NZX3V6C	17	PBLS1501Y	61	PBSS301PD	58	PBSS4041NX	56
NZX12B	17	NZX3V9A	17	PBLS1502V	61	PBSS301PX	58	PBSS4041NZ	56
NZX12C	17	NZX3V9B	17	PBLS1502Y	61	PBSS301PZ	58	PBSS4041PT	59
NZX12D	17	NZX3V9C	17	PBLS1503V	61	PBSS302ND	56	PBSS4041PX	58
NZX12X	17	NZX4V3A	17	PBLS1503Y	61	PBSS302NX	56	PBSS4041PZ	58
NZX13A	17	NZX4V3B	17	PBLS1504V	61	PBSS302NZ	56	PBSS4041SN	60
NZX13B	17	NZX4V3C	17	PBLS1504Y	61	PBSS302PD	58	PBSS4041SP	60

Type Number	Page Number	Type Number	Page Number	Type Number	Page Number	Type Number	Page Number	Type Number	Page Number
PBSS4041SPN	60	PBSS5330X	58	PDTA123JE	54	PDTC114EE	54	PDTC143XU	54
PBSS4120T	57	PBSS5350D	58	PDTA123JM	54	PDTC114EM	54	PDTC143ZE	54
PBSS4130T	57	PBSS5350S	60	PDTA123JT	54	PDTC114ET	54	PDTC143ZM	54
PBSS4140DPN	60	PBSS5350T	59	PDTA123JU	54	PDTC114EU	54	PDTC143ZT	54
PBSS4140T	57	PBSS5350X	58	PDTA123TE	54	PDTC114TE	54	PDTC143ZU	54
PBSS4140U	57	PBSS5350Z	58	PDTA123TM	54	PDTC114TM	54	PDTC144EE	54
PBSS4140V	57	PBSS5480X	58	PDTA123TT	54	PDTC114TT	54	PDTC144EM	54
PBSS4160DPN	60	PBSS5520X	58	PDTA123TU	54	PDTC114TU	54	PDTC144ET	54
PBSS4160DS	60	PBSS5540X	58	PDTA123YE	54	PDTC114YE	54	PDTC144EU	54
PBSS4160T	57	PBSS5540Z	58	PDTA123YM	54	PDTC114YM	54	PDTC144TE	54
PBSS4160U	57	PBSS5560PA	59	PDTA123YT	54	PDTC114YT	54	PDTC144TM	54
PBSS4160V	57	PBSS5580PA	59	PDTA123YU	54	PDTC114YU	54	PDTC144TT	54
PBSS4220V	57	PBSS5612PA	59	PDTA124EE	54	PDTC115EE	54	PDTC144TU	54
PBSS4230T	57	PBSS5620PA	59	PDTA124EM	54	PDTC115EM	54	PDTC144VE	54
PBSS4240DPN	60	PBSS5630PA	59	PDTA124ET	54	PDTC115ET	54	PDTC144VM	54
PBSS4240T	57	PBSS8110D	56	PDTA124EU	54	PDTC115EU	54	PDTC144VT	54
PBSS4240V	57	PBSS8110T	57	PDTA124TE	54	PDTC115TE	54	PDTC144VU	54
PBSS4240Y	57	PBSS8110X	56	PDTA124TM	54	PDTC115TM	54	PDTC144WE	54
PBSS4250X	56	PBSS8110Y	57	PDTA124TT	54	PDTC115TT	54	PDTC144WM	54
PBSS4320T	57	PBSS8110Z	56	PDTA124TU	54	PDTC115TU	54	PDTC144WT	54
PBSS4320X	56	PBSS8510PA	57	PDTA124XE	54	PDTC123EE	54	PDTC144WU	54
PBSS4330PA	57	PBSS9110D	58	PDTA124XM	54	PDTC123EM	54	PDD1133ET	55
PBSS4330X	56	PBSS9110T	59	PDTA124XT	54	PDTC123ET	54	PDD1133ZT	55
PBSS4350D	56	PBSS9110X	58	PDTA124XU	54	PDTC123EU	54	PDD1233ET	55
PBSS4350SPN	60	PBSS9110Y	59	PDTA143EE	54	PDTC123JE	54	PDD1233TT	55
PBSS4350SS	60	PBSS9110Z	58	PDTA143EM	54	PDTC123JM	54	PDD1233YT	55
PBSS4350T	57	PBSS9410PA	59	PDTA143ET	54	PDTC123JT	54	PDZ-B series	16
PBSS4350X	56	PDTA113EE	54	PDTA143EU	54	PDTC123JU	54	PEMB1	55
PBSS4350Z	56	PDTA113EM	54	PDTA143TE	54	PDTC123TE	54	PEMB10	55
PBSS4480X	56	PDTA113ET	54	PDTA143TM	54	PDTC123TM	54	PEMB11	55
PBSS4520X	56	PDTA113EU	54	PDTA143TT	54	PDTC123TT	54	PEMB13	55
PBSS4540X	56	PDTA113ZE	54	PDTA143TU	54	PDTC123TU	54	PEMB14	55
PBSS4540Z	56	PDTA113ZM	54	PDTA143XE	54	PDTC123YE	54	PEMB15	55
PBSS4560PA	57	PDTA113ZT	54	PDTA143XM	54	PDTC123YM	54	PEMB16	55
PBSS4580PA	57	PDTA113ZU	54	PDTA143XT	54	PDTC123YT	54	PEMB17	55
PBSS4612PA	57	PDTA114EE	54	PDTA143XU	54	PDTC123YU	54	PEMB18	55
PBSS4620PA	57	PDTA114EM	54	PDTA143ZE	54	PDTC124EE	54	PEMB19	55
PBSS4630PA	57	PDTA114ET	54	PDTA143ZM	54	PDTC124EM	54	PEMB2	55
PBSS5120T	59	PDTA114EU	54	PDTA143ZT	54	PDTC124ET	54	PEMB20	55
PBSS5130T	59	PDTA114TE	54	PDTA143ZU	54	PDTC124EU	54	PEMB24	55
PBSS5140T	59	PDTA114TM	54	PDTA144EE	54	PDTC124TE	54	PEMB3	55
PBSS5140U	59	PDTA114TT	54	PDTA144EM	54	PDTC124TM	54	PEMB30	55
PBSS5140V	59	PDTA114TU	54	PDTA144ET	54	PDTC124TT	54	PEMB4	55
PBSS5160DS	60	PDTA114YE	54	PDTA144EU	54	PDTC124TU	54	PEMB9	55
PBSS5160T	59	PDTA114YM	54	PDTA144TE	54	PDTC124XE	54	PEMD10	55
PBSS5160U	59	PDTA114YT	54	PDTA144TM	54	PDTC124XM	54	PEMD12	55
PBSS5160V	59	PDTA114YU	54	PDTA144TT	54	PDTC124XT	54	PEMD13	55
PBSS5220T	59	PDTA115EE	54	PDTA144TU	54	PDTC124XU	54	PEMD14	55
PBSS5220V	59	PDTA115EM	54	PDTA144VE	54	PDTC143EE	54	PEMD15	55
PBSS5230T	59	PDTA115ET	54	PDTA144VM	54	PDTC143EM	54	PEMD16	55
PBSS5240T	59	PDTA115EU	54	PDTA144VT	54	PDTC143ET	54	PEMD17	55
PBSS5240V	59	PDTA115TE	54	PDTA144VU	54	PDTC143EU	54	PEMD18	55
PBSS5240Y	59	PDTA115TM	54	PDTA144WE	54	PDTC143TE	54	PEMD19	55
PBSS5250T	59	PDTA115TT	54	PDTA144WU	54	PDTC143TM	54	PEMD2	55
PBSS5250X	58	PDTA115TU	54	PDTB1133ET	55	PDTC143TT	54	PEMD20	55
PBSS5320D	58	PDTA123EE	54	PDTB1133ZT	55	PDTC143TU	54	PEMD24	55
PBSS5320T	59	PDTA123EM	54	PDTB1233ET	55	PDTC143XE	54	PEMD3	55
PBSS5320X	58	PDTA123ET	54	PDTB1233TT	55	PDTC143XM	54	PEMD30	55
PBSS5330PA	59	PDTA123EU	54	PDTB1233YT	55	PDTC143XT	54	PEMD4	55

Type Number	Page Number	Type Number	Page Number	Type Number	Page Number	Type Number	Page Number	Type Number	Page Number
PEMD48	55	PESD24VS5UD	25	PESD5V0S1UB	24	PH4830L	82	PHKD3NQ10T	85
PEMD6	55	PESD24VU1UT	43	PESD5V0S1UJ	24	PH4840S	83	PHKD6NQ2LT	81
PEMD9	55	PESD2CAN	43	PESD5V0S1UL	24	PH5330E	82	PHN203	83
PEMH1	55	PESD36VS2UT	25	PESD5V0S1ULD	24	PH5525L	80	PHN210	83
PEMH10	55	PESD3V3L1BA	26	PESD5V0S2BT	27	PH6030L	82	PHN210T	83
PEMH11	55	PESD3V3L1UA	26	PESD5V0S2UAT	25	PH6325L	80	PHP101NQ03LT	82
PEMH13	55	PESD3V3L1UB	26	PESD5V0S2UQ	25	PH7030L	82	PHP101NQ04T	83
PEMH14	55	PESD3V3L1UL	26	PESD5V0S4UD	25	PH8030L	82	PHP110NQ06LT	83
PEMH15	55	PESD3V3L2BT	27	PESD5V0S4UF	25	PH8230E	82	PHP110NQ08T	84
PEMH16	55	PESD3V3L2UM	27	PESD5V0S5UD	25	PH9025L	80	PHP119NQ06T	83
PEMH17	55	PESD3V3L4UF	27	PESD5V0U1BA	26	PH9030L	82	PHP143NQ04T	83
PEMH18	55	PESD3V3L4UG	27	PESD5V0U1BB	26	PH955L	83	PHP160NQ08T	84
PEMH19	55	PESD3V3L4UW	27	PESD5V0U1BL	26	PH9930L	82	PHP165NQ08T	84
PEMH2	55	PESD3V3L5UF	28	PESD5V0U1UA	26	PHB101NQ04T	83	PHP176NQ04T	83
PEMH20	55	PESD3V3L5UK	28	PESD5V0U1UB	26	PHB110NQ06LT	83	PHP18NQ10T	85
PEMH24	55	PESD3V3L5UV	28	PESD5V0U1UL	26	PHB110NQ08T	84	PHP18NQ11T	85
PEMH30	55	PESD3V3L5UY	28	PESD5V0U1UT	43	PHB119NQ06T	83	PHP191NQ06LT	83
PEMH4	55	PESD3V3S1UB	24	PESD5V0U2BM	27	PHB160NQ08T	84	PHP20N06T	83
PEMH7	55	PESD3V3S1UL	24	PESD5V0U2BT	27	PHB18NQ10T	85	PHP20NQ20T	86
PEMH9	55	PESD3V3S2UAT	25	PESD5V0U4BF	28	PHB191NQ06LT	83	PHP21N06LT	83
PEMT1	49	PESD3V3S2UQ	25	PESD5V0U4BW	28	PHB20N06T	83	PHP21N06T	83
PEMX1	49	PESD3V3S2UT	25	PESD5V0U5BF	28	PHB20NQ20T	86	PHP225	87
PEMZ1	49	PESD3V3S4UD	25	PESD5V0U5BV	28	PHB21N06LT	83	PHP23NQ11T	85
PEMZ7	49	PESD3V3S4UF	25	PESD5V0V1BA	26	PHB27NQ10T	85	PHP27NQ11T	85
PESD12VL1BA	26	PESD3V3S5UD	25	PESD5V0V1BB	26	PHB29N08T	84	PHP28NQ15T	86
PESD12VL2BT	27	PESD3V3U1UA	26	PESD5V0V1BL	26	PHB32N06LT	84	PHP29N08T	84
PESD12VS1UA	24	PESD3V3U1UB	26	PESD5V0V4UF	27	PHB33NQ20T	86	PHP3055E	84
PESD12VS1UB	24	PESD3V3U1UL	26	PESD5V0V4UG	27	PHB45NQ10T	85	PHP30NQ15T	86
PESD12VS1UJ	24	PESD3V3U1UT	43	PESD5V0V4UK	27	PHB45NQ15T	86	PHP32N06LT	84
PESD12VS1UL	24	PESD3V3V4UF	27	PESD5V0V4UW	27	PHB47NQ10T	85	PHP33NQ20T	86
PESD12VS2UAT	25	PESD3V3V4UG	27	PESD5V0X1BL	29	PHB66NQ03LT	80	PHP34NQ11T	85
PESD12VS2UQ	25	PESD3V3V4UK	27	PESD5V0X1BQ	29	PHC21025	87	PHP36N03LT	83
PESD12VS2UT	25	PESD3V3V4UW	27	PESD5V0X1BT	29	PHC2300	87	PHP45NQ10T	85
PESD12VS4UD	25	PESD3V3X1BL	29	PESD5V0X1UAB	29	PHD101NQ03LT	82	PHP45NQ10TA	85
PESD12VS5UD	25	PESD5V0F1BL	29	PESD5V0X1UB	29	PHD108NQ03LT	80	PHP45NQ11T	85
PESD12VU1UT	43	PESD5V0F5BK	31	PESD5V2S2UT	25	PHD18NQ10T	85	PHP52N06T	84
PESD15VL1BA	26	PESD5V0L1BA	26	PESD5Z12	24	PHD20N06T	83	PHP54N06T	83
PESD15VL2BT	27	PESD5V0L1UA	26	PESD5Z2.5	24	PHD21N06LT	83	PHP75NQ08T	84
PESD15VS1UB	24	PESD5V0L1UB	26	PESD5Z3.3	24	PHD3055E	84	PHP78NQ03LT	80
PESD15VS1UL	24	PESD5V0L1UL	26	PESD5Z5.0	24	PHD34NQ10T	85	PHP79NQ08LT	84
PESD15VS2UAT	25	PESD5V0L2BT	27	PESD5Z6.0	24	PHD36N03LT	83	PHP9NQ20T	86
PESD15VS2UQ	25	PESD5V0L2UM	27	PESD5Z7.0	24	PHD38N02LT	80	PHT11N06LT	76
PESD15VS2UT	25	PESD5V0L2UU	27	PESD6V0L2UU	27	PHD63NQ03LT	83	PHT4NQ10LT	76
PESD15VS4UD	25	PESD5V0L4UF	27	PESD9V0V4UK	27	PHD66NQ03LT	80	PHT4NQ10T	76
PESD15VS5UD	25	PESD5V0L4UG	27	PH1875L	84	PHD71NQ03LT	83	PHT6N06LT	76
PESD15VU1UT	43	PESD5V0L4UW	27	PH1955L	83	PHD77NQ03T	80	PHT6N06T	76
PESD16VF1BL	29	PESD5V0L5UF	28	PH20100S	85	PHD78NQ03LT	80	PHT6NQ10T	76
PESD16VX1UL	29	PESD5V0L5UK	28	PH2520U	80	PHD96NQ03LT	80	PHT8N06LT	76
PESD1CAN	43	PESD5V0L5UV	28	PH2525L	80	PHD97NQ03LT	80	PHU101NQ03LT	82
PESD1FLEX	43	PESD5V0L5UY	28	PH2625L	80	PHD99NQ20T	86	PHU77NQ03T	81
PESD1LIN	43	PESD5V0L6UAS	28	PH2925U	80	PHK04P02T	86	PHU78NQ03LT	81
PESD24VL1BA	26	PESD5V0L6US	28	PH3075L	84	PHK12NQ03LT	83	PHU97NQ03LT	81
PESD24VL2BT	27	PESD5V0L7BAS	28	PH3120L	80	PHK12NQ10T	85	PIMC31	55
PESD24VS1UB	24	PESD5V0L7BS	28	PH3230S	82	PHK13N03LT	83	PIMD2	55
PESD24VS1UL	24	PESD5V0S1BA	24	PH3330L	82	PHK18NQ03LT	82	PIMD3	55
PESD24VS2UAT	25	PESD5V0S1BB	24	PH3830L	82	PHK28NQ03LT	82	PIMH9	55
PESD24VS2UQ	25	PESD5V0S1BL	24	PH3855L	83	PHK31NQ03LT	82	PIMN31	55
PESD24VS2UT	25	PESD5V0S1BLD	24	PH4025L	80	PHK5NQ15T	87	PIMT1	49
PESD24VS4UD	25	PESD5V0S1UA	24	PH4330L	82	PHKD13N03LT	83	PIMZ2	49

Type Number	Page Number	Type Number	Page Number	Type Number	Page Number	Type Number	Page Number	Type Number	Page Number
PLVA2600A series	16	PMEG2005EL	11	PMEG3020EP	10	PMFPB6532UP	79	PMST6429	48
PLVA600A series	16	PMEG2005ET	10	PMEG3020EPA	11	PMFPB6545UP	79	PMSTA05	48
PMBD353	14	PMEG2010AEB	11	PMEG3020ER	10	PMG370XN	75	PMSTA06	48
PMBD354	14	PMEG2010AEH	11	PMEG3030BEP	10	PMGD280UN	79	PMSTA42	51
PMBF170	77	PMEG2010AEJ	11	PMEG3030EP	10	PMGD290XN	79	PMSTA55	48
PMB53904	49	PMEG2010AET	10	PMEG3050BEP	10	PMGD370XN	79	PMSTA56	48
PMB53906	49	PMEG2010BEA	11	PMEG3050EP	10	PMGD400UN	79	PMSTA92	51
PMBT2222	49	PMEG2010BER	10	PMEG4002EB	11	PMGD780SN	79	PMV117EN	75
PMBT2222A	49	PMEG2010BEV	11	PMEG4002EJ	11	PMGD8000LN	79	PMV213SN	77
PMBT2369	49	PMEG2010EA	11	PMEG4002EL	11	PMK30EP	86	PMV30UN	75
PMBT2907	49	PMEG2010EH	11	PMEG4005AEA	11	PMK35EP	86	PMV31XN	75
PMBT2907A	49	PMEG2010EJ	11	PMEG4005AEV	11	PMK50XP	86	PMV40UN	75
PMBT3904	49	PMEG2010EPA	11	PMEG4005CT	12	PML260SN	77	PMV45EN	75
PMBT3904M	49	PMEG2010ER	10	PMEG4005EH	11	PML340SN	77	PMV56XN	75
PMBT3904VS	49	PMEG2010ET	10	PMEG4005EJ	11	PMMT491A	57	PMV60EN	75
PMBT3904YS	49	PMEG2010EV	11	PMEG4005ET	10	PMMT591A	59	PMV65XP	79
PMBT3906	49	PMEG2015EA	11	PMEG4010BEA	11	PMN23UN	75	PMZ250UN	75
PMBT3906M	49	PMEG2015EH	11	PMEG4010BEV	11	PMN27UN	75	PMZ270XN	75
PMBT3906VS	49	PMEG2015EJ	11	PMEG4010CEH	11	PMN28UN	75	PMZ350XN	75
PMBT3906YS	49	PMEG2015EV	11	PMEG4010CEJ	11	PMN34LN	75	PMZ390UN	75
PMBT3946VFN	49	PMEG2020AEA	11	PMEG4010CPA	12	PMN34UN	75	PMZ760SN	77
PMBT3946VFN	49	PMEG2020CPA	12	PMEG4010EH	11	PMN38EN	75	PRLL5817	10
PMBT4401	49	PMEG2020EH	11	PMEG4010EJ	11	PMN40LN	75	PRLL5818	10
PMBT4403	49	PMEG2020EJ	11	PMEG4010EP	10	PMN45EN	75	PRLL5819	10
PMBT5550	51	PMEG2020EPA	11	PMEG4010ER	10	PMN49EN	75	PRTR5V0U1T	29
PMBT5551/BSR19A	51	PMEG3002AEB	11	PMEG4010ET	10	PMN50XP	79	PRTR5V0U2AX	29
PMBT6428	48	PMEG3002AEL	11	PMEG4020EP	10	PMN55LN	75	PRTR5V0U2D	29
PMBT6429	48	PMEG3002EJ	11	PMEG4020EPA	11	PMP4201G	50	PRTR5V0U2F	29
PMBTA06	48	PMEG3002TV	12	PMEG4020ER	10	PMP4201V	50	PRTR5V0U2K	29
PMBTA13	51	PMEG3005AEA	11	PMEG4030EP	10	PMP4201Y	50	PRTR5V0U2X	29
PMBTA14	51	PMEG3005AEV	11	PMEG4030ER	10	PMP4501G	50	PRTR5V0U4AD	30
PMBTA42	51	PMEG3005CT	12	PMEG4050EP	10	PMP4501V	50	PRTR5V0U4D	30
PMBTA42DS	51	PMEG3005EB	11	PMEG6002EB	11	PMP4501Y	50	PRTR5V0U4Y	30
PMBTA44	51	PMEG3005EH	11	PMEG6002EJ	11	PMP5201G	50	PRTR5V0U8S	31
PMBTA45	62	PMEG3005EJ	11	PMEG6002TV	12	PMP5201V	50	PSMN003-30P	83
PMBTA56	48	PMEG3005EL	11	PMEG6010AED	10	PMP5201Y	50	PSMN004-36B	82
PMBTA64	51	PMEG3005ET	10	PMEG6010CEH	11	PMP5501G	50	PSMN004-60B	84
PMBTA92	51	PMEG3010BEA	11	PMEG6010CEJ	11	PMP5501V	50	PSMN005-25D	80
PMD2001D	53	PMEG3010BEP	10	PMEG6010CPA	12	PMP5501Y	50	PSMN005-30K	82
PMD3001D	53	PMEG3010BER	10	PMEG6010EP	10	PMR280UN	75	PSMN005-55B	83
PMD9001D	53	PMEG3010BEV	11	PMEG6010ER	10	PMR290XN	75	PSMN005-55P	83
PMD9002D	53	PMEG3010CEH	11	PMEG6020EP	10	PMR370XN	75	PSMN005-75B	84
PMD9003D	53	PMEG3010CEJ	11	PMEG6020EPA	11	PMR400UN	75	PSMN005-75P	84
PMD9010D	53	PMEG3010EB	11	PMEG6020ER	10	PMR780SN	77	PSMN006-20K	81
PMD9050D	53	PMEG3010EH	11	PMEG6030EP	10	PMSS3904	49	PSMN008-75B	84
PMDPB65SUP	79	PMEG3010EJ	11	PMEM1505NG	62	PMSS3906	49	PSMN008-75P	84
PMEG1020EA	11	PMEG3010EP	10	PMEM1505PG	62	PMST2222	49	PSMN009-100B	85
PMEG1020EH	11	PMEG3010ER	10	PMEM4010ND	62	PMST2222A	49	PSMN009-100P	85
PMEG1020EJ	11	PMEG3010ET	10	PMEM4010PD	62	PMST2369	49	PSMN010-55D	83
PMEG1020EV	11	PMEG3015EH	11	PMEM4020AND	62	PMST2907A	49	PSMN011-80YS	84
PMEG1030EH	11	PMEG3015EJ	11	PMEM4020APD	62	PMST3904	49	PSMN012-80PS	84
PMEG1030EJ	11	PMEG3015EV	11	PMEM4020ND	62	PMST3906	49	PSMN013-80YS	84
PMEG2005AEA	11	PMEG3020BEP	10	PMEM4020PD	62	PMST4401	49	PSMN014-40YS	83
PMEG2005AEL	11	PMEG3020BER	10	PMF280UN	75	PMST4403	49	PSMN015-100B	85
PMEG2005AEV	11	PMEG3020CEP	10	PMF290XN	75	PMST5088	48	PSMN015-100P	85
PMEG2005CT	12	PMEG3020CPA	12	PMF370XN	75	PMST5089	48	PSMN015-110P	85
PMEG2005EB	11	PMEG3020DEP	10	PMF3800SN	77	PMST5550	51	PSMN017-80PS	84
PMEG2005EH	11	PMEG3020EH	11	PMF400UN	75	PMST5551	51	PSMN018-80YS	84
PMEG2005EJ	11	PMEG3020EJ	11	PMF780SN	77	PMST6428	48	PSMN022-30PL	83

Type Number	Page Number	Type Number	Page Number	Type Number	Page Number	Type Number	Page Number	Type Number	Page Number
PSMN025-100D	85	PTVS12VP1UP	45	PTVS7V5S1UR	44	PUMT1	49	PZU9.1y	17
PSMN026-80YS	84	PTVS12VS1UR	44	PTVS8V0P1UP	45	PUMX1	49	PZUxB series	16
PSMN030-150B	86	PTVS13VP1UP	45	PTVS8V0S1UR	44	PUMX2	49	PZUxBA series	16
PSMN030-150P	86	PTVS13VS1UR	44	PTVS8V5P1UP	45	PUMZ1	49	PZUxBL series	16
PSMN035-150B	86	PTVS14VP1UP	45	PTVS8V5S1UR	44	PUMZ2	49	PZUxDB2 series	16
PSMN035-150P	86	PTVS14VS1UR	44	PTVS9V0P1UP	45	PVR100AD-B12V	69	RB520S30	9
PSMN038-100K	85	PTVS15VP1UP	45	PTVS9V0S1UR	44	PVR100AD-B2V5	69	RB521S30	9
PSMN045-80YS	84	PTVS15VS1UR	44	PUMB1	55	PVR100AD-B3V0	69	RB751CS40	9
PSMN050-80PS	84	PTVS16VP1UP	45	PUMB10	55	PVR100AD-B3V3	69	RB751S40	9
PSMN057-200B	86	PTVS16VS1UR	44	PUMB11	55	PVR100AD-B5V0	69	RB751V40	9
PSMN057-200P	86	PTVS17VP1UP	45	PUMB13	55	PVR100AZ-B12V	69	RS1A	15
PSMN059-150Y	86	PTVS17VS1UR	44	PUMB14	55	PVR100AZ-B2V5	69	RS1B	15
PSMN063-150D	86	PTVS18VP1UP	45	PUMB15	55	PVR100AZ-B3V0	69	RS1D	15
PSMN070-200B	86	PTVS18VS1UR	44	PUMB16	55	PVR100AZ-B3V3	69	RS1G	15
PSMN070-200P	86	PTVS20VP1UP	45	PUMB17	55	PVR100AZ-B5V0	69	RS1J	15
PSMN085-150K	87	PTVS20VS1UR	44	PUMB18	55	PXT2222A	49	RS1K	15
PSMN102-200Y	86	PTVS22VP1UP	45	PUMB19	55	PXT2907A	49	RS1M	15
PSMN130-200D	86	PTVS22VS1UR	44	PUMB2	55	PXT4401	49	RS2A	15
PSMN165-200K	87	PTVS24VP1UP	45	PUMB20	55	PXT4403	49	RS2AA	15
PSMN1R2-25YL	80	PTVS24VS1UR	44	PUMB24	55	PXTA14	51	RS2B	15
PSMN1R3-30YL	82	PTVS26VP1UP	45	PUMB3	55	PXTA42	51	RS2BA	15
PSMN1R5-25YL	80	PTVS26VS1UR	44	PUMB30	55	PXTA92	51	RS2D	15
PSMN1R6-30PL	82	PTVS28VP1UP	45	PUMB4	55	PZT2222A	49	RS2DA	15
PSMN1R7-30YL	82	PTVS28VS1UR	44	PUMB9	55	PZT2907A	49	RS2G	15
PSMN1R8-30PL	82	PTVS30VP1UP	45	PUMD10	55	PZT4401	49	RS2GA	15
PSMN2R0-30PL	82	PTVS30VS1UR	44	PUMD12	55	PZT4403	49	RS2J	15
PSMN2R0-30YL	82	PTVS33VP1UP	45	PUMD13	55	PZTA14	51	RS2JA	15
PSMN2R0-40YS	83	PTVS33VS1UR	44	PUMD14	55	PZTA42	51	RS2K	15
PSMN2R2-40PS	83	PTVS36VP1UP	45	PUMD15	55	PZTA44	51	RS2KA	15
PSMN2R5-30YL	82	PTVS36VS1UR	44	PUMD16	55	PZTA92	51	RS2M	15
PSMN2R6-40YS	83	PTVS3V3P1UP	45	PUMD17	55	PZU10y	17	RS2MA	15
PSMN2R7-30PL	82	PTVS3V3S1UR	44	PUMD18	55	PZU11y	17	RS3A	15
PSMN2R8-40PS	83	PTVS40VP1UP	45	PUMD19	55	PZU12y	17	RS3B	15
PSMN3R0-30YL	82	PTVS40VS1UR	44	PUMD2	55	PZU13y	17	RS3D	15
PSMN3R3-40YS	83	PTVS43VP1UP	45	PUMD20	55	PZU14y	17	RS3G	15
PSMN3R4-30PL	82	PTVS43VS1UR	44	PUMD24	55	PZU15y	17	RS3J	15
PSMN3R5-30YL	82	PTVS45VP1UP	45	PUMD3	55	PZU16y	17	RS3K	15
PSMN4R0-30YL	82	PTVS45VS1UR	44	PUMD30	55	PZU18y	17	RS3M	15
PSMN4R0-40YS	83	PTVS48VP1UP	45	PUMD4	55	PZU2.4y	17	S1A	15
PSMN4R3-30PL	82	PTVS48VS1UR	44	PUMD48	55	PZU2.7y	17	S1B	15
PSMN4R4-80PS	84	PTVS51VP1UP	45	PUMD6	55	PZU20y	17	S1D	15
PSMN4R5-40PS	83	PTVS51VS1UR	44	PUMD9	55	PZU22y	17	S1G	15
PSMN5R0-30YL	82	PTVS54VP1UP	45	PUMH1	55	PZU24y	17	S1J	15
PSMN5R0-80PS	84	PTVS54VS1UR	44	PUMH10	55	PZU27y	17	S1K	15
PSMN5R8-40YS	83	PTVS58VP1UP	45	PUMH11	55	PZU3.0y	17	S1M	15
PSMN6R0-30YL	82	PTVS58VS1UR	44	PUMH13	55	PZU3.3y	17	S2A	15
PSMN6R0-80YS	84	PTVS5V0P1UP	45	PUMH14	55	PZU3.6y	17	S2B	15
PSMN6R5-80PS	84	PTVS5V0S1UR	44	PUMH15	55	PZU3.9y	17	S2D	15
PSMN7R0-30YL	82	PTVS60VP1UP	45	PUMH16	55	PZU30y	17	S2DA	15
PSMN8R0-40PS	83	PTVS60VS1UR	44	PUMH17	55	PZU33y	17	S2G	15
PSMN8R2-80YS	84	PTVS64VP1UP	45	PUMH18	55	PZU36y	17	S2GA	15
PSMN8R3-40YS	83	PTVS64VS1UR	44	PUMH19	55	PZU4.3y	17	S2J	15
PSMN8R7-80PS	84	PTVS6V0P1UP	45	PUMH2	55	PZU4.7y	17	S2JA	15
PSMN9R0-30YL	82	PTVS6V0S1UR	44	PUMH20	55	PZU5.1y	17	S2K	15
PSSI2021SAY	70	PTVS6V5P1UP	45	PUMH24	55	PZU5.6y	17	S2KA	15
PTVS10VP1UP	45	PTVS6V5S1UR	44	PUMH30	55	PZU6.2y	17	S2M	15
PTVS10VS1UR	44	PTVS7V0P1UP	45	PUMH4	55	PZU6.8y	17	S2MA	15
PTVS11VP1UP	45	PTVS7V0S1UR	44	PUMH7	55	PZU7.5y	17	S3A	15
PTVS11VS1UR	44	PTVS7V5P1UP	45	PUMH9	55	PZU8.2y	17	S3B	15

Type Number	Page Number	Type Number	Page Number	Type Number	Page Number	Type Number	Page Number	Type Number	Page Number
S3D	15	TL431AQDBZR	68	TL431SDT	68	TLVH431MQDBZR	68	US2JA	15
S3G	15	TL431ASDT	68	TLVH431ACDBZR	68	TLVH431QDBZR	68	US3A	15
S3J	15	TL431BCDBZR	68	TLVH431AIDBZR	68	US1A	15	US3B	15
S3K	15	TL431BIDBZR	68	TLVH431AMQDBZR	68	US1B	15	US3D	15
S3M	15	TL431BMSDT	68	TL431AQDBZR	68	US1D	15	US3G	15
SI2302DS	75	TL431BQDBZR	68	TLVH431BCDBZR	68	US1G	15	US3J	15
SI2304DS	75	TL431BSDT	68	TLVH431BIDBZR	68	US1J	15	US3K	15
SI4410DY	83	TL431CDBZR	68	TLVH431BMQDBZR	68	US1K	15	US3M	15
TL431ACDBZR	68	TL431IDBZR	68	TLVH431BQDBZR	68	US1M	15		
TL431AIDBZR	68	TL431MSDT	68	TLVH431CDBZR	68	US2DA	15		
TL431AMSDT	68	TL431QDBZR	68	TLVH431IDBZR	68	US2GA	15		

www.nxp.com

©2010 NXP B.V.

All rights reserved. Reproduction in whole or in part is prohibited without the prior written consent of the copyright owner. The information presented in this document does not form part of any quotation or contract, is believed to be accurate and reliable and may be changed without notice. No liability will be accepted by the publisher for any consequence of its use. Publication thereof does not convey nor imply any license under patent- or other industrial or intellectual property rights.



Date of release: January 2010

Document order number: 9397 750 16845







Printed in the Netherlands

Looking for pricing, stock, or lifecycle information?

Click below to explore more details on WIN SOURCE:

-  [View 2N7002PV,115 on WIN SOURCE](#)
-  [Nexperia USA Inc. Information](#)

Optimize Your Supply Chain with WIN SOURCE Solutions

-  Global Sourcing Solution
-  Obsolete Management
-  Cost Control Management
-  Shortage Management
-  Alternative Solution
-  Excess Inventory Management