THE DATASHEET OF

GBU1510-G

www.win-source.net 0086-755-83957316

Glass Passivated Bridge Rectifiers

Comchip
SMD Diode Specialist

GBU15005-G Thru. GBU1510-G

Reverse Voltage: 50 to 1000V

Forward Current: 15.0A

RoHS Device



Features

-Surge overload rating -240 amperes peak.

-Ideal for printed circuit board.

-UL recognized file # E349301

Mechanical Data

-Epoxy: UL 94V-0 rate flame retardant.

-Case: Molded plastic, GBU

-Mounting position: Any

-Weight: 3.91 grams (approx.).

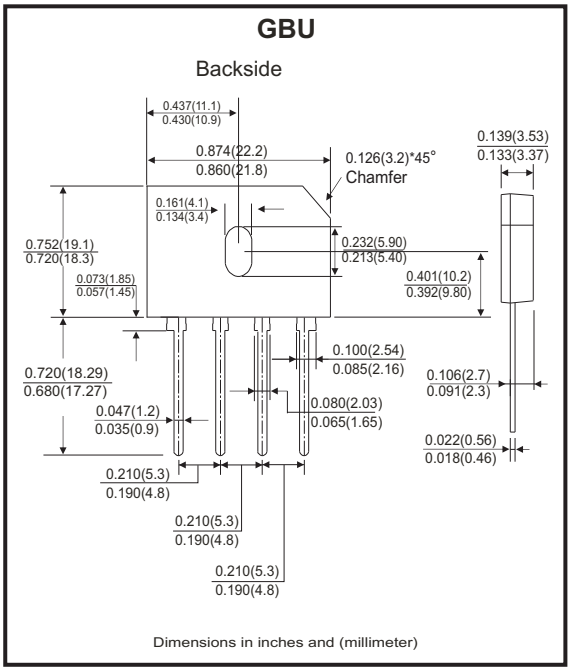

Maximum ratings and electrical characteristics

Rating at 25°C ambient temperature unless otherwise specified.
Single phase, half wave ,60Hz, resistive or inductive load.
For capacitive load, derate current by 20%

Parameter	Symbol	GBU 15005-G	GBU 1501-G	GBU 1502-G	GBU 1504-G	GBU 1506-G	GBU 1508-G	GBU 1510-G	Unit
Maximum Recurrent Peak Reverse Voltage	V_{RRM}	50	100	200	400	600	800	1000	V
Maximum RMS Voltage	V_{RMS}	35	70	140	280	420	560	700	V
Maximum DC Blocking Voltage	V_{DC}	50	100	200	400	600	800	1000	V
Maximum Average Forward (With heatsink Note2) Rectified Current @Tc=100°C (without heatsink)	$I_{(AV)}$	15.0 3.2							A
Peak Forward Surge Current, 8.3ms Single Half Sine-Wave Super Imposed On Rated Load (JEDEC Method)	I_{FSM}	240							A
Maximum Forward Voltage at 7.5A DC	V_F	1.0							V
Maximum DC Reverse Current @T_J=25°C At Rate DC Blocking Voltage @T_J=125°C	I_R	10.0 500							μA
I^2T Rating for Fusing(t<8.3ms)	I^2t	239							A^2s
Typical Junction Capacitance Per Element (Note 1)	C_J	70							pF
Typical Thermal Resistance	$R_{\theta JC}$	2.2							°C/W
Operating Temperature Range	T_J	-55 to +150							°C
Storage Temperature Range	T_{STG}	-55 to +150							°C

Notes:

1. Measured at 1.0MHz and applied reverse voltage of 4.0V DC.
2. Device mounted on 100mm*100mm*1.6mm Cu plate heatsink.

Company reserves the right to improve product design , functions and reliability without notice.

Rating and Characteristics Curves (GBU15005-G Thru. GBU1510-G)

Fig.1 - Derating Curve Output Rectified Current

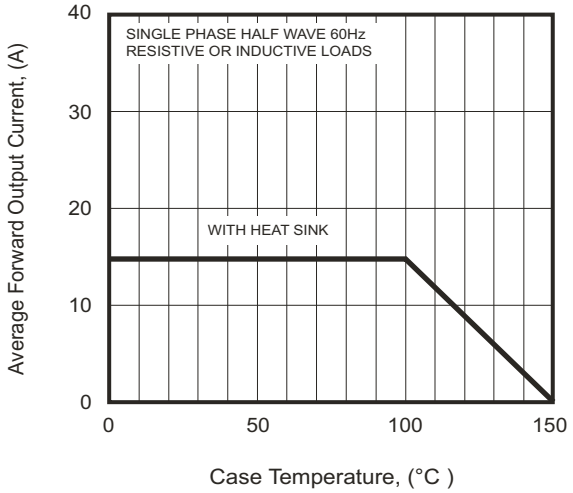

Fig.2 - Max. Forward Surge Current

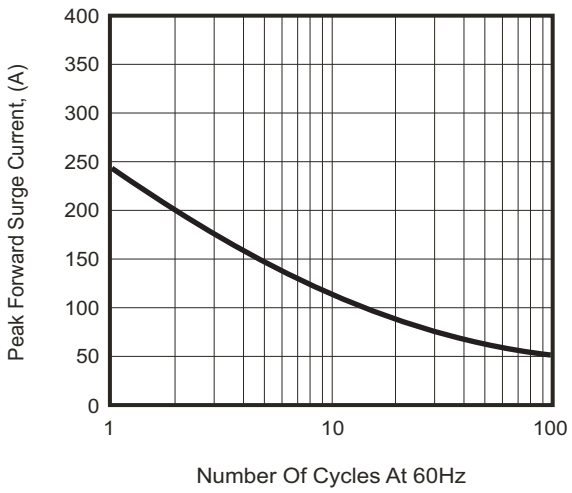

Fig.3 - Typical Forward Characteristics

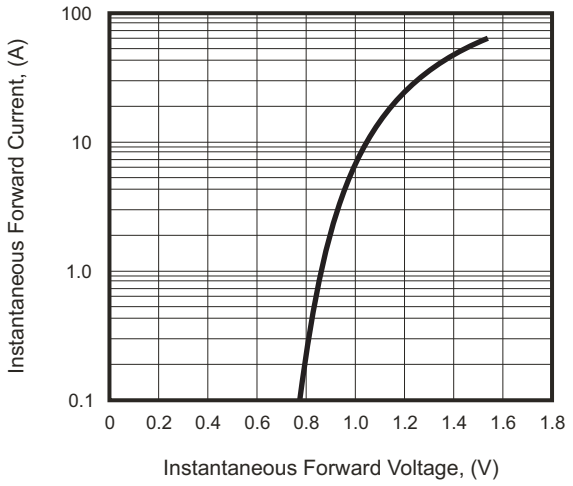

Fig.4 - Typical Reverse Characteristics

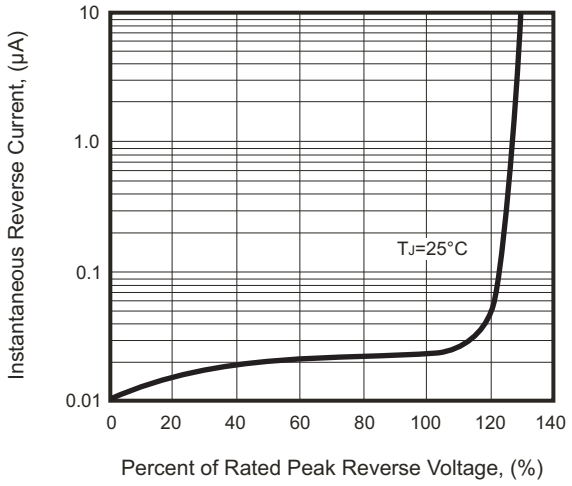

Company reserves the right to improve product design , functions and reliability without notice.

Marking Code

Part Number	Marking code
GBU15005-G	GBU15005
GBU1501-G	GBU1501
GBU1502-G	GBU1502
GBU1504-G	GBU1504
GBU1506-G	GBU1506
GBU1508-G	GBU1508
GBU1510-G	GBU1510

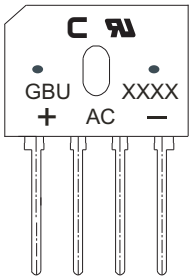

XXXX / XXXXX = Product type marking code

⊂ = Compchip Logo

Standard Packaging

Case Type	TUBE PACK	
	TUBE (pcs)	Carton (pcs)
GBU	20	1,000

Looking for pricing, stock, or lifecycle information?

Click below to explore more details on WIN SOURCE:

- View GBU1510-G on WIN SOURCE
- Comchip Technology Information

Optimize Your Supply Chain with WIN SOURCE Solutions

- Global Sourcing Solution
- Obsolete Management
- Cost Control Management
- Shortage Management
- Alternative Solution
- Excess Inventory Management