



**THE DATASHEET OF
CMSH2-60M TR13**



CMSH2-20M CMSH2-60M
CMSH2-40M CMSH2-100M

**SURFACE MOUNT SILICON
SCHOTTKY RECTIFIERS
2.0 AMP, 20 THRU 100 VOLT**



www.centrasemi.com

DESCRIPTION:

The CENTRAL SEMICONDUCTOR CMSH2-20M series 2.0 Amp surface mount silicon Schottky rectifier is a well constructed, highly reliable component designed for use in all types of commercial, industrial, entertainment, computer, and automotive applications.

MARKING CODE: SEE MARKING CODE TABLE ON FOLLOWING PAGE



SMA CASE

FEATURES:

- High current capability
- Flammability classification UL94V-0
- High reliability

MAXIMUM RATINGS: (T_A=25°C unless otherwise noted)

		CMSH2 <u>-20M</u>	CMSH2 <u>-40M</u>	CMSH2 <u>-60M</u>	CMSH2 <u>-100M</u>	UNITS
Peak Repetitive Reverse Voltage	V _{R(RM)}	20	40	60	100	V
DC Blocking Voltage	V _R	20	40	60	100	V
RMS Reverse Voltage	V _{R(RMS)}	14	28	42	71	V
Average Forward Current (T _L =75°C)	I _O			2.0		A
Peak Forward Surge Current, tp=8.3ms	I _{FSM}			50		A
Power Dissipation	P _D			1.4		W
Operating and Storage Junction Temperature	T _J , T _{stg}			-65 to +150		°C
Thermal Resistance	θ _{JA}			89		°C/W
Thermal Resistance	θ _{JL}			30		°C/W

ELECTRICAL CHARACTERISTICS: (T_A=25°C unless otherwise noted)

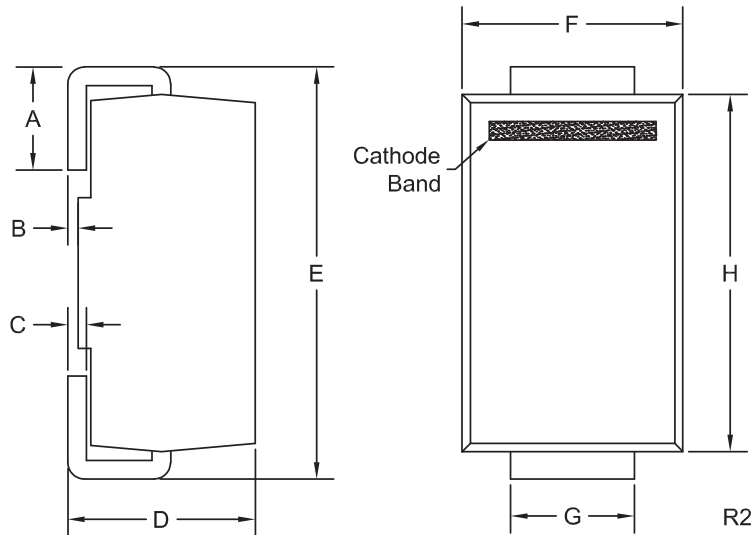
SYMBOL	TEST CONDITIONS	TYP	MAX	UNITS
I _R	V _R =Rated V _{R(RM)}		0.50	mA
I _R	V _R =Rated V _{R(RM)} , T _A =100°C		20	mA
V _F	I _F =2.0A (CMSH2-20M)	0.44	0.55	V
V _F	I _F =2.0A (CMSH2-40M)	0.47	0.55	V
V _F	I _F =2.0A (CMSH2-60M)	0.53	0.70	V
V _F	I _F =2.0A (CMSH2-100M)	0.76	0.85	V
C _J	V _R =4.0V, f=1.0MHz (CMSH2-20M)	139		pF
C _J	V _R =4.0V, f=1.0MHz (CMSH2-40M)	101		pF
C _J	V _R =4.0V, f=1.0MHz (CMSH2-60M)	94		pF
C _J	V _R =4.0V, f=1.0MHz (CMSH2-100M)	74		pF

CMSH2-20M CMSH2-60M
 CMSH2-40M CMSH2-100M

**SURFACE MOUNT SILICON
 SCHOTTKY RECTIFIERS
 2.0 AMP, 20 THRU 100 VOLT**



SMA CASE - MECHANICAL OUTLINE



DEVICE	MARKING CODE
CMSH2-20M	CS220M
CMSH2-40M	CS240M
CMSH2-60M	CS260M
CMSH2-100M	CS2100M

SYMBOL	INCHES		MILLIMETERS	
	MIN	MAX	MIN	MAX
A	0.030	0.060	0.76	1.52
B	0.004	0.008	0.10	0.20
C	0.006	0.012	0.15	0.30
D	0.078	0.103	1.98	2.62
E	0.188	0.220	4.78	5.59
F	0.090	0.115	2.29	2.92
G	0.050	0.070	1.27	1.78
H	0.157	0.181	3.99	4.60

SMA (REV: R2)

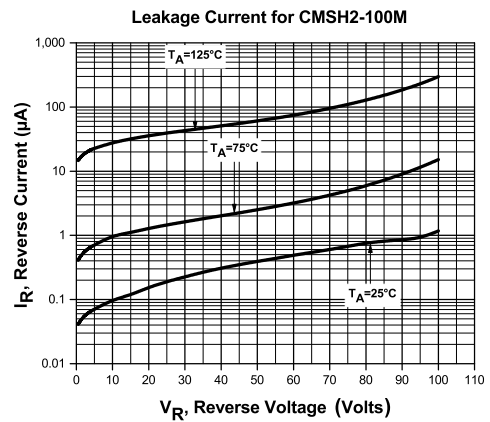
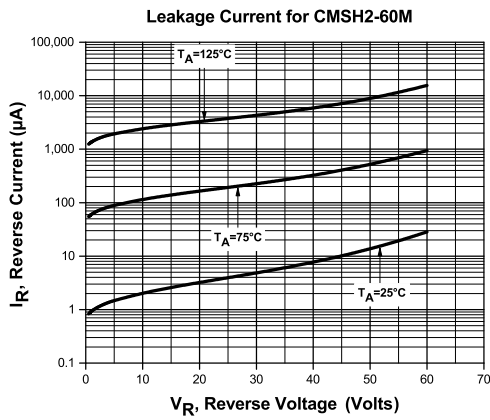
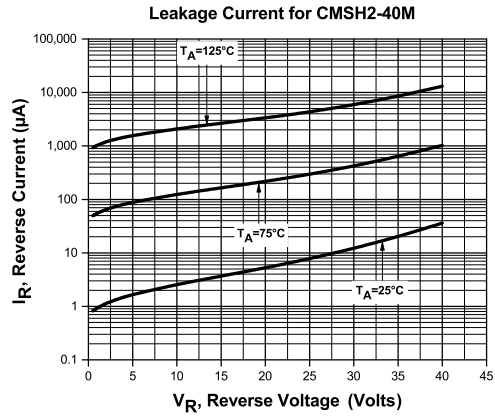
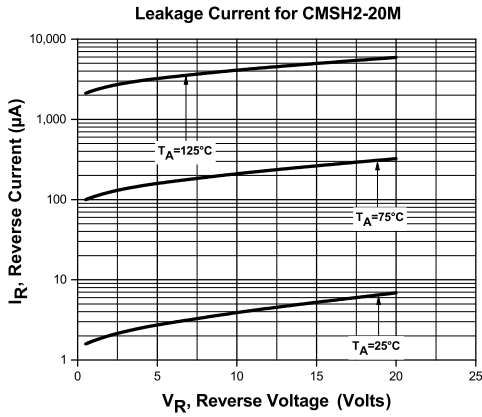
R4 (1-December 2015)

CMSH2-20M CMSH2-60M
 CMSH2-40M CMSH2-100M

SURFACE MOUNT SILICON
 SCHOTTKY RECTIFIERS
 2.0 AMP, 20 THRU 100 VOLT



TYPICAL ELECTRICAL CHARACTERISTICS



R4 (1-December 2015)

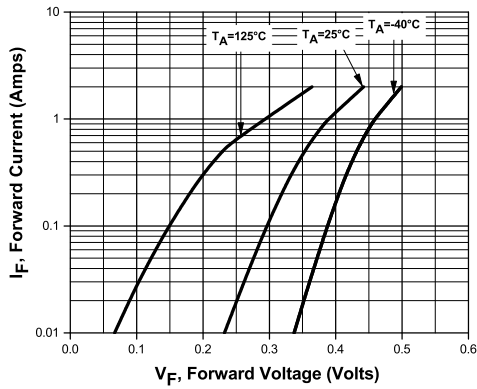
CMSH2-20M CMSH2-60M
 CMSH2-40M CMSH2-100M

SURFACE MOUNT SILICON
 SCHOTTKY RECTIFIERS
 2.0 AMP, 20 THRU 100 VOLT

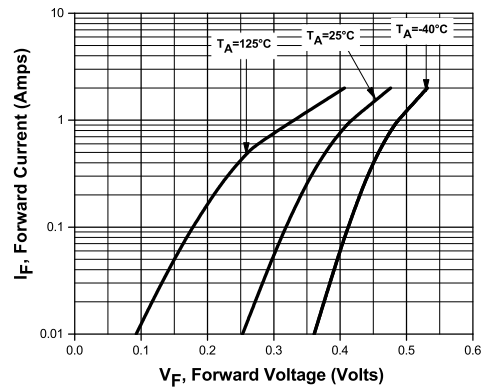


TYPICAL ELECTRICAL CHARACTERISTICS

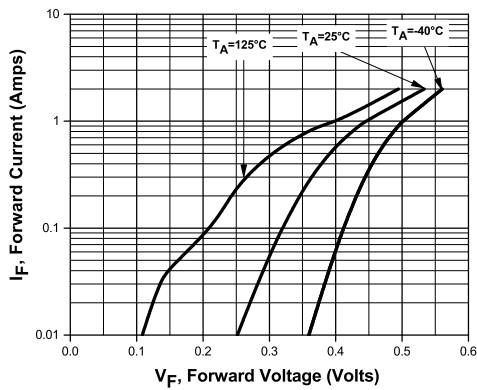
Forward Voltage for CMSH2-20M



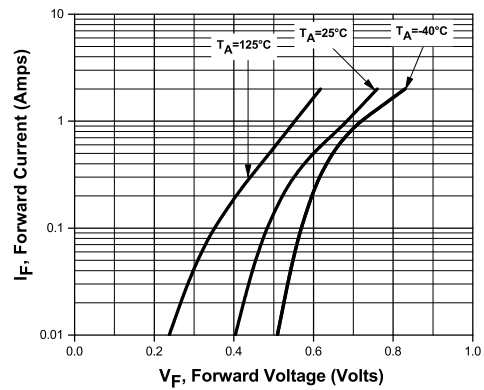
Forward Voltage for CMSH2-40M



Forward Voltage for CMSH2-60M



Forward Voltage for CMSH2-100M

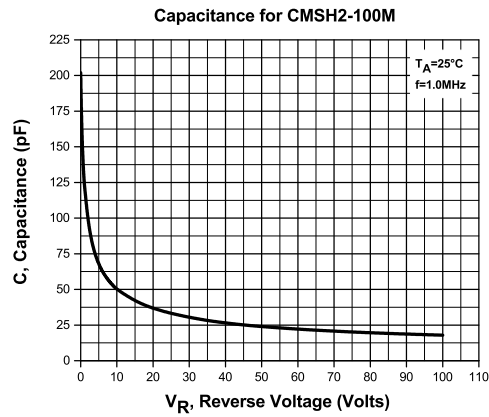
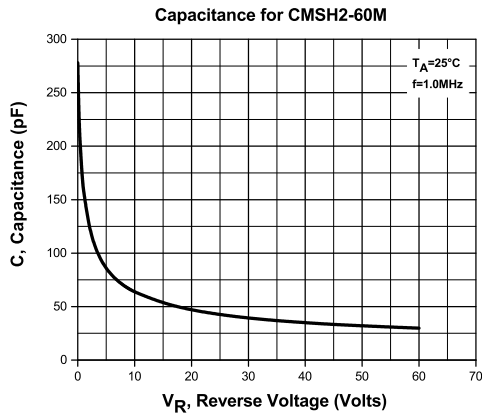
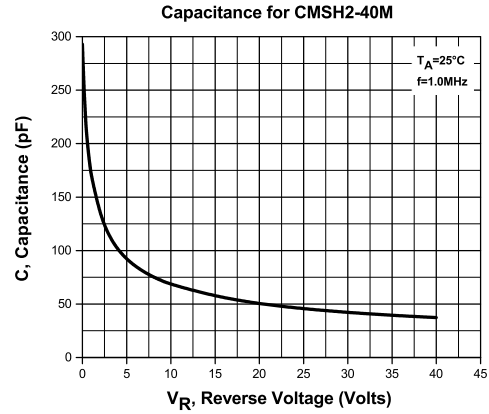
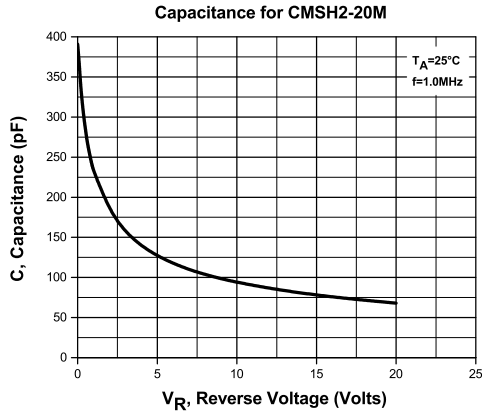


CMSH2-20M CMSH2-60M
 CMSH2-40M CMSH2-100M

SURFACE MOUNT SILICON
 SCHOTTKY RECTIFIERS
 2.0 AMP, 20 THRU 100 VOLT



TYPICAL ELECTRICAL CHARACTERISTICS



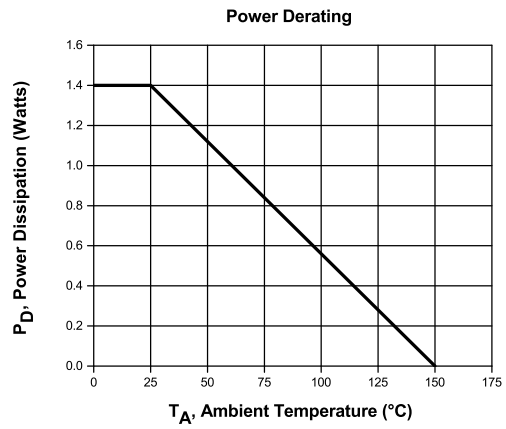
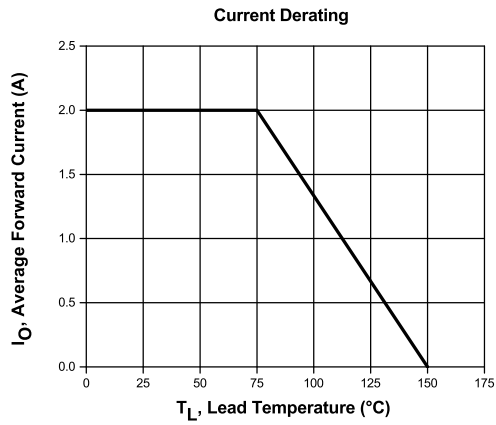
R4 (1-December 2015)

CMSH2-20M CMSH2-60M
CMSH2-40M CMSH2-100M

SURFACE MOUNT SILICON
SCHOTTKY RECTIFIERS
2.0 AMP, 20 THRU 100 VOLT



TYPICAL ELECTRICAL CHARACTERISTICS



R4 (1-December 2015)

OUTSTANDING SUPPORT AND SUPERIOR SERVICES



PRODUCT SUPPORT

Central's operations team provides the highest level of support to insure product is delivered on-time.

- Supply management (Customer portals)
- Inventory bonding
- Consolidated shipping options
- Custom bar coding for shipments
- Custom product packing

DESIGNER SUPPORT/SERVICES

Central's applications engineering team is ready to discuss your design challenges. Just ask.

- Free quick ship samples (2nd day air)
- Online technical data and parametric search
- SPICE models
- Custom electrical curves
- Environmental regulation compliance
- Customer specific screening
- Up-screening capabilities
- Special wafer diffusions
- PbSn plating options
- Package details
- Application notes
- Application and design sample kits
- Custom product and package development

REQUESTING PRODUCT PLATING

1. If requesting Tin/Lead plated devices, add the suffix " TIN/LEAD" to the part number when ordering (example: 2N2222A TIN/LEAD).
2. If requesting Lead (Pb) Free plated devices, add the suffix " PBFREE" to the part number when ordering (example: 2N2222A PBFREE).

CONTACT US

Corporate Headquarters & Customer Support Team

Central Semiconductor Corp.
145 Adams Avenue
Hauppauge, NY 11788 USA
Main Tel: (631) 435-1110
Main Fax: (631) 435-1824
Support Team Fax: (631) 435-3388
www.centrasemi.com

Worldwide Field Representatives:
www.centrasemi.com/wwreps

Worldwide Distributors:
www.centrasemi.com/wwdistributors

For the latest version of Central Semiconductor's **LIMITATIONS AND DAMAGES DISCLAIMER**, which is part of Central's Standard Terms and Conditions of sale, visit: www.centrasemi.com/terms

Looking for pricing, stock, or lifecycle information?

Click below to explore more details on WIN SOURCE:

- [View CMSH2-60M TR13 on WIN SOURCE](#)
- [Central Semiconductor Corp Information](#)

Optimize Your Supply Chain with WIN SOURCE Solutions

- ✓ Global Sourcing Solution
- ✓ Obsolete Management
- ✓ Cost Control Management
- ✓ Shortage Management
- ✓ Alternative Solution
- ✓ Excess Inventory Management