



THE DATASHEET OF DSA60C100PB



Schottky Diode Gen ²

preliminary

$$V_{RRM} = 100V$$


$$I_{FAV} = 2x \ 30A$$

$$V_F = 0.78V$$

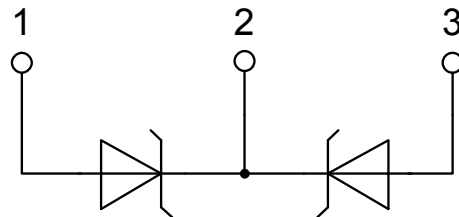
High Performance Schottky Diode
Low Loss and Soft Recovery
Common Cathode

Part number

DSA60C100PB



Backside: cathode

**Features / Advantages:**

- Very low V_f
- Extremely low switching losses
- Low I_{rm} values
- Improved thermal behaviour
- High reliability circuit operation
- Low voltage peaks for reduced protection circuits
- Low noise switching

Applications:

- Rectifiers in switch mode power supplies (SMPS)
- Free wheeling diode in low voltage converters

Package: TO-220

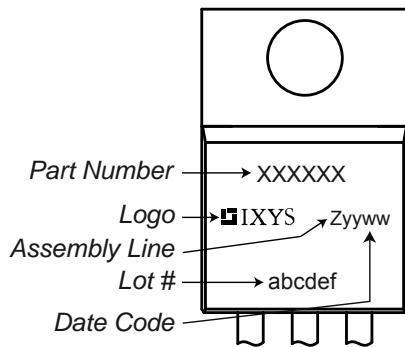
- Industry standard outline
- RoHS compliant
- Epoxy meets UL 94V-0

Schottky				Ratings			
Symbol	Definition	Conditions		min.	typ.	max.	Unit
V_{RSM}	max. non-repetitive reverse blocking voltage					100	V
V_{RRM}	max. repetitive reverse blocking voltage					100	V
I_R	reverse current, drain current	$V_R = 100$ V		$T_{VJ} = 25^\circ\text{C}$		450	μA
		$V_R = 100$ V		$T_{VJ} = 125^\circ\text{C}$		5	mA
V_F	forward voltage drop	$I_F = 30$ A		$T_{VJ} = 25^\circ\text{C}$		0.95	V
		$I_F = 60$ A				1.15	V
		$I_F = 30$ A		$T_{VJ} = 125^\circ\text{C}$		0.78	V
		$I_F = 60$ A				1.01	V
I_{FAV}	average forward current	$T_C = 150^\circ\text{C}$	rectangular	$T_{VJ} = 175^\circ\text{C}$		30	A
V_{FO}	threshold voltage	} for power loss calculation only		$T_{VJ} = 175^\circ\text{C}$		0.46	V
r_F	slope resistance					7.8	m Ω
R_{thJC}	thermal resistance junction to case					0.85	K/W
R_{thCH}	thermal resistance case to heatsink				0.50		K/W
P_{tot}	total power dissipation			$T_C = 25^\circ\text{C}$		175	W
I_{FSM}	max. forward surge current	$t = 10$ ms; (50 Hz), sine; $V_R = 0$ V		$T_{VJ} = 45^\circ\text{C}$		440	A
C_J	junction capacitance	$V_R = 12$ V	$f = 1$ MHz	$T_{VJ} = 25^\circ\text{C}$		289	pF

preliminary

Package TO-220			Ratings			
Symbol	Definition	Conditions	min.	typ.	max.	Unit
I_{RMS}	RMS current	per terminal ¹⁾			35	A
T_{VJ}	virtual junction temperature		-55		175	°C
T_{op}	operation temperature		-55		150	°C
T_{stg}	storage temperature		-55		150	°C
Weight				2		g
M_D	mounting torque		0.4		0.6	Nm
F_C	mounting force with clip		20		60	N

Product Marking



Part number

- D = Diode
- S = Schottky Diode
- A = low VF
- 60 = Current Rating [A]
- C = Common Cathode
- 100 = Reverse Voltage [V]
- PB = TO-220AB (3)

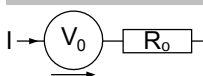
Ordering	Part Number	Marking on Product	Delivery Mode	Quantity	Code No.
Standard	DSA60C100PB	DSA60C100PB	Tube	50	502503

Similar Part	Package	Voltage class
DSA50C100HB	TO-247AD (3)	100
DSA50C100QB	TO-3P (3)	100

Equivalent Circuits for Simulation

* on die level

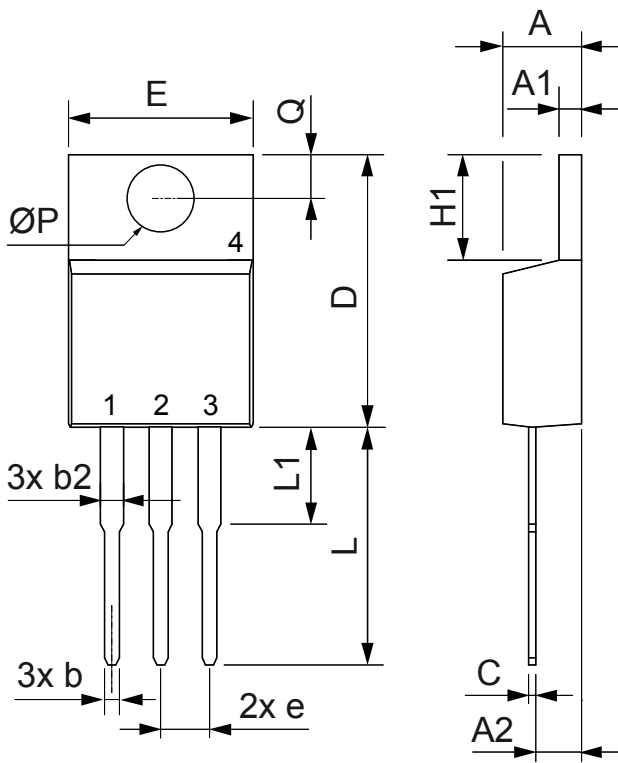
$T_{VJ} = 175\text{ °C}$



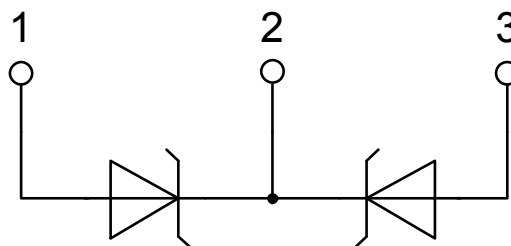
Schottky

$V_{0\ max}$	threshold voltage	0.46	V
$R_{0\ max}$	slope resistance *	4.6	mΩ

Outlines TO-220



Dim.	Millimeter		Inches	
	Min.	Max.	Min.	Max.
A	4.32	4.82	0.170	0.190
A1	1.14	1.39	0.045	0.055
A2	2.29	2.79	0.090	0.110
b	0.64	1.01	0.025	0.040
b2	1.15	1.65	0.045	0.065
C	0.35	0.56	0.014	0.022
D	14.73	16.00	0.580	0.630
E	9.91	10.66	0.390	0.420
e	2.54	BSC	0.100	BSC
H1	5.85	6.85	0.230	0.270
L	12.70	13.97	0.500	0.550
L1	2.79	5.84	0.110	0.230
ØP	3.54	4.08	0.139	0.161
Q	2.54	3.18	0.100	0.125



Looking for pricing, stock, or lifecycle information?

Click below to explore more details on WIN SOURCE:

 [View DSA60C100PB](#) on WIN SOURCE

 [IXYS](#) Information

Optimize Your Supply Chain with WIN SOURCE Solutions

-  Global Sourcing Solution
-  Obsolete Management
-  Cost Control Management
-  Shortage Management
-  Alternative Solution
-  Excess Inventory Management