



**THE DATASHEET OF
CDRH127/LDNP-102MC**



| | | | | | |
|--------|------|--|-----------|--------------------------------|--|
| | | S P E C I F I C A T I O N (R E V I S I O N S) | | T Y P E C D R H 1 2 7 / L D | |
| SYMBOL | DATE | ISSUE No. | REVISIONS | CLIENT | |

| | |
|---|--|
| NOTE : THIS SPECIFICATION IS SUBJECT TO CHANGE WITHOUT NOTICE FOR IMPROVEMENT. IT IS REQUESTED THAT CONFIRMATION IS MADE WHEN ORDERING. | SPEC. NO. S - 0 7 4 - 6 2 2 8 1 / 5 |
|---|--|

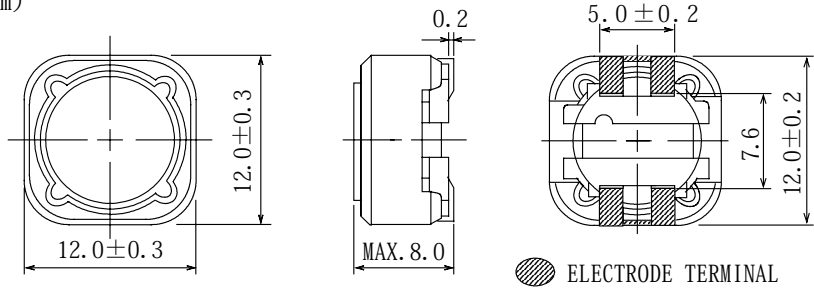
SPECIFICATION

| |
|--------------------|
| TYPE CDRH127/LD |
|--------------------|

1. SCOPE AND GENERAL STIPULATIONS
REF. TO S-074-1510.

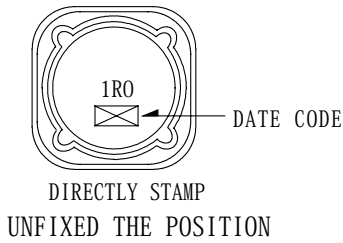
2. CONSTRUCTION

2-1. DIMENSION (mm)

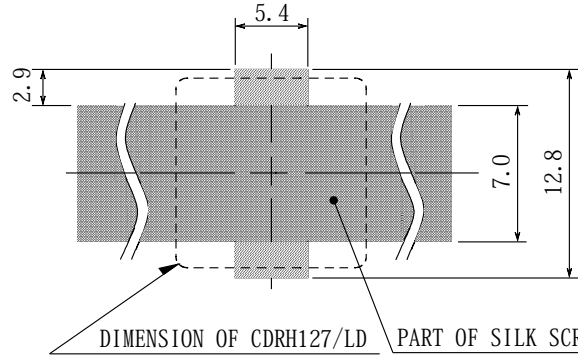


* DIMENSIONS WITHOUT TOLERANCE ARE APPROX.

2-2. STAMP (Ex.)



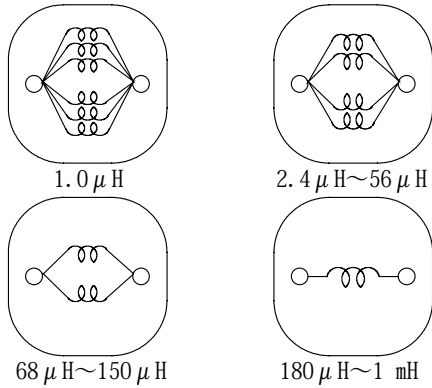
2-3. DIMENSION RECOMMENDED (mm)



PLEASE COAT WITH SILK SCREEN AMONG THE FOUR ELECTRODES.

3. COIL SPECIFICATION

3-1. CONNECTION (BOTTOM)



| |
|-----------|
| LEAD FREE |
|-----------|

| | | | | | |
|------------------------|-------------|-----------------|-------------|-----------------------------|---------------------------------------|
| MADE: 18th, Oct., 2002 | | | PART NAME | REF. TO THE ATTACHED SHEET. | |
| CHK. | CHK. | DRG. | SUMIDA CODE | 4785 | |
| CHEN WEIMING | HU HAIBO | TANG LI J | SAMPLE NO. | 4785-T005 | SPEC. NO. S-074-6228 2/5 |
| | | | FIRST ISSUE | | |

SPECIFICATION

| |
|--------------------|
| TYPE CDRH127/LD |
|--------------------|

3-2. ELECTRICAL CHARACTERISTICS I (IN THE CASE OF REEL)

| NO. | PART NO. | STAMP | INDUCTANCE [WITHIN] ※1 | D. C. R. (Ω) [MAX.] (at 20°C) ※2 | RATED CURRENT (A) ※3 | SUMIDA CODE |
|-----|--------------------|-------|------------------------------|---|-------------------------------|----------------|
| 01 | CDRH127/LDNP-1R0NC | 1R0 | 1.0 μH ± 30% | 6.5m(5.0m) | 14.0 | 4785-0072 |
| 02 | CDRH127/LDNP-2R4NC | 2R4 | 2.4 μH ± 30% | 10.5m(8.1m) | 10.3 | 4785-0073 |
| 03 | CDRH127/LDNP-3R5NC | 3R5 | 3.5 μH ± 30% | 12.4m(9.5m) | 9.30 | 4785-0074 |
| 04 | CDRH127/LDNP-4R6NC | 4R6 | 4.6 μH ± 30% | 13.8m(10.6m) | 9.10 | 4785-0075 |
| 05 | CDRH127/LDNP-5R8NC | 5R8 | 5.8 μH ± 30% | 16.2m(12.4m) | 8.60 | 4785-0076 |
| 06 | CDRH127/LDNP-7R4NC | 7R4 | 7.4 μH ± 30% | 17.7m(13.6m) | 7.40 | 4785-0077 |
| 07 | CDRH127/LDNP-100MC | 100 | 10 μH ± 20% | 19.5m(15.0m) | 6.70 | 4785-0078 |
| 08 | CDRH127/LDNP-120MC | 120 | 12 μH ± 20% | 21.3m(16.4m) | 6.45 | 4785-0079 |
| 09 | CDRH127/LDNP-150MC | 150 | 15 μH ± 20% | 26.4m(20.3m) | 5.65 | 4785-0080 |
| 10 | CDRH127/LDNP-180MC | 180 | 18 μH ± 20% | 28.0m(21.5m) | 5.10 | 4785-0081 |
| 11 | CDRH127/LDNP-220MC | 220 | 22 μH ± 20% | 36.4m(28.0m) | 4.70 | 4785-0082 |
| 12 | CDRH127/LDNP-270MC | 270 | 27 μH ± 20% | 41.6m(32.0m) | 4.20 | 4785-0083 |
| 13 | CDRH127/LDNP-330MC | 330 | 33 μH ± 20% | 53.3m(41.0m) | 3.90 | 4785-0084 |
| 14 | CDRH127/LDNP-390MC | 390 | 39 μH ± 20% | 60.5m(46.5m) | 3.50 | 4785-0085 |
| 15 | CDRH127/LDNP-470MC | 470 | 47 μH ± 20% | 78.0m(60.0m) | 3.25 | 4785-0086 |
| 16 | CDRH127/LDNP-560MC | 560 | 56 μH ± 20% | 90.0m(69.0m) | 2.90 | 4785-0087 |
| 17 | CDRH127/LDNP-680MC | 680 | 68 μH ± 20% | 120m(92.0m) | 2.60 | 4785-0088 |
| 18 | CDRH127/LDNP-820MC | 820 | 82 μH ± 20% | 119m(91.0m) | 2.40 | 4785-0089 |
| 19 | CDRH127/LDNP-101MC | 101 | 100 μH ± 20% | 151m (119m) | 2.10 | 4785-0090 |
| 20 | CDRH127/LDNP-121MC | 121 | 120 μH ± 20% | 169m (130m) | 1.90 | 4785-0091 |
| 21 | CDRH127/LDNP-151MC | 151 | 150 μH ± 20% | 227m (174m) | 1.80 | 4785-0092 |
| 22 | CDRH127/LDNP-181MC | 181 | 180 μH ± 20% | 299m (230m) | 1.55 | 4785-0093 |
| 23 | CDRH127/LDNP-221MC | 221 | 220 μH ± 20% | 338m (260m) | 1.45 | 4785-0094 |
| 24 | CDRH127/LDNP-271MC | 271 | 270 μH ± 20% | 419m (322m) | 1.30 | 4785-0095 |
| 25 | CDRH127/LDNP-331MC | 331 | 330 μH ± 20% | 471m (362m) | 1.20 | 4785-0096 |
| 26 | CDRH127/LDNP-391MC | 391 | 390 μH ± 20% | 572m (440m) | 1.10 | 4785-0097 |
| 27 | CDRH127/LDNP-471MC | 471 | 470 μH ± 20% | 741m (570m) | 1.00 | 4785-0098 |
| 28 | CDRH127/LDNP-561MC | 561 | 560 μH ± 20% | 852m (655m) | 0.95 | 4785-0099 |
| 29 | CDRH127/LDNP-681MC | 681 | 680 μH ± 20% | 1.13 (870m) | 0.85 | 4785-0100 |
| 30 | CDRH127/LDNP-821MC | 821 | 820 μH ± 20% | 1.24 (950m) | 0.75 | 4785-0101 |
| 31 | CDRH127/LDNP-102MC | 102 | 1.0 mH ± 20% | 1.50 (1.15) | 0.70 | 4785-0102 |

| | |
|--------|---------------------------------------|
| NOTE : | SPEC. NO. S-074-6228 3/5 |
|--------|---------------------------------------|

SPECIFICATION

| |
|--------------------|
| TYPE CDRH127/LD |
|--------------------|

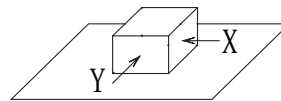
4. GENERAL CHARACTERISTICS

4-1. STORAGE TEMPERATURE RANGE : $-40^{\circ}\text{C} \sim +100^{\circ}\text{C}$

4-2. OPERATING TEMPERATURE RANGE: $-40^{\circ}\text{C} \sim +100^{\circ}\text{C}$ (INCLUDING SELF TEMPERATURE RISE)

4-3. EXTERNAL APPEARANCE : NO EXTERNAL DEFECTS CAN BE FOUND IN THE VISUAL INSPECTION.

4-4. ELECTRODE STRENGTH : NO TERMINAL DETACHMENT SHOULD BE FOUND WHEN THE DEVICE IS PUSHED IN TWO DIRECTIONS OF X AND Y WITH THE FORCE OF 5.0N FOR 10 ± 2 SECONDS AFTER SOLDERING BETWEEN COPPER PLATE AND THE ELECTRODES.
(REFER TO FIGURE AT RIGHT)



4-5. HEAT ENDURANCE TEST : REFER TO S-074-1516.

4-6. INSULATION RESISTANCE: VOLTAGE PROOF : THE INSULATION RESISTANCE SHOULD BE OVER $100\text{M}\Omega$ WHEN D.C. 100V IS APPLIED TO THE WINDING-CORE, MEANWHILE NO STRUCTURE AND ELECTRIC DEFECTS SHOULD BE FOUND FOR 1 MINUTE.

4-7. TEMPERATURE FEATURE : INDUCTANCE COEFFICIENT IS $(0 \sim 2000) \times 10^{-6} / ^{\circ}\text{C}$ ($-40^{\circ}\text{C} \sim +100^{\circ}\text{C}$)

4-8. HUMIDITY TEST : INDUCTANCE DEVIATION IS WITHIN $\pm 5.0\%$ AND NO STRUCTURE AND ELECTRIC DEFECTS CAN BE FOUND AFTER 96 ± 4 HOURS TEST UNDER THE CONDITION OF RELATIVE HUMIDITY OF $90 \sim 95\%$ AND TEMPERATURE OF $40 \pm 2^{\circ}\text{C}$, AND 1 HOUR STORAGE UNDER ROOM AMBIENT CONDITIONS AFTER THE DEVICE IS WIPED WITH DRY CLOTH.

4-9. VIBRATION TEST : INDUCTANCE DEVIATION IS WITHIN $\pm 3.0\%$ AFTER 1 HOUR SWEEPING VIBRATION IN EACH THREE DIRECTIONS, NAMELY, FORWARD AND BACKWARD, UP AND DOWN, RIGHT AND LEFT. THE FREQUENCY IS $10 \sim 55 \sim 10\text{Hz}$ AND THE AMPLITUDE OF 1 MINUTE CYCLE IS 1.5mm PP.

4-10. SHOCK TEST : INDUCTANCE DEVIATION IS WITHIN $\pm 3.0\%$ AFTER THE TEST WITH GUM-BLOCK SHOCK TESTING MACHINE, ONCE IN EACH OF THE THREE PERPENDICULAR AXIS DIRECTIONS. THE SHOCK ACCELERATION IS 981m/s^2 .

5. NOTE

- * PLEASE DO NOT USE A WASHING AGENT.
- * RECOMMENDATION: DUE TO THE COIL HEAVY WEIGHT. PLEASE APPLY BOND BETWEEN THIS COIL PART AND P. C. B. WHEN FIXED ONTO THE PCB.
- * RECOMMENDED REFLOW CONDITION TO BE ACCORDING TO S-074-1518.

6. PACKING

6-1. ENCLOSING CONDITION OF COILS.



6-2. IN THE CASE OF REEL: CARRIER TAPE PACKING SPECIFICATION IN DETAIL. (S-074-512)
IN THE CASE OF BOX: BOX PACKING AFTER CARRIER TAPE PACKING. (NO REEL)

| | |
|--------|---|
| NOTE : | SPEC. NO. S-074-6228 5 / 5 |
|--------|---|

Looking for pricing, stock, or lifecycle information?

Click below to explore more details on WIN SOURCE:

- ⊖ [View CDRH127/LDNP-102MC on WIN SOURCE](#)
- ⊖ [Sumida America Components Inc. Information](#)

Optimize Your Supply Chain with WIN SOURCE Solutions

- ✓ Global Sourcing Solution
- ✓ Obsolete Management
- ✓ Cost Control Management
- ✓ Shortage Management
- ✓ Alternative Solution
- ✓ Excess Inventory Management