



**THE DATASHEET OF
IPC028N03L3X1SA1**



MOSFET

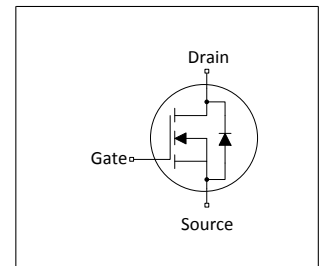
OptiMOS™3 Power MOS Transistor Chip

- N-channel enhancement mode
- For dynamic characterization refer to the datasheet of IPD060N03L G
- AQL 0.65 for visual inspection according to failure catalogue
- Electrostatic Discharge Sensitive Device according to MIL-STD 883C
- Die bond: soldered or glued
- Backside metallization: NiV system
- Frontside metallization: AlCu system
- Passivation: nitride + imide



Table 1 Key Performance Parameters

Parameter	Value	Unit
$V_{(BR)DSS}$	30	V
$R_{DS(on)}$	6.0 ¹⁾	mΩ
Die size	2.26 x 1.24	mm ²
Thickness	175	μm



Type / Ordering Code	Package	Marking	Related Links
IPC028N03L3	Chip	not defined	-

1 Electrical Characteristics on Wafer Level

at $T_j = 25^\circ\text{C}$, unless otherwise specified

Table 2

Parameter	Symbol	Values			Unit	Note / Test Condition
		Min.	Typ.	Max.		
Drain-source breakdown voltage	$V_{(BR)DSS}$	30	-	-	V	$V_{GS}=0\text{ V}$, $I_D=1\text{ mA}$
Gate threshold voltage	$V_{GS(th)}$	1	-	2.2	V	$V_{DS}=V_{GS}$, $I_D=250\text{ }\mu\text{A}$
Zero gate voltage drain current	I_{DSS}	-	0.1	2	μA	$V_{GS}=0\text{ V}$, $V_{DS}=30\text{ V}$
Gate-source leakage current	I_{GSS}	-	10	100	nA	$V_{GS}=20\text{ V}$, $V_{DS}=0\text{ V}$
Drain-source on- resistance	$R_{DS(on)}$	-	5 ²⁾	50 ³⁾	mΩ	$V_{GS}=10\text{ V}$, $I_D=2.0\text{ A}$
Reverse diode forward on-voltage	V_{SD}	-	0.86	1.1	V	$V_{GS}=0\text{ V}$, $I_F=1\text{ A}$

¹⁾ packaged in a PG-TO252-3 (see ref. product)

²⁾ typical bare die $R_{DS(on)}$; $V_{GS}=10\text{ V}$, when used with 1x500μm Al-wedge

³⁾ limited by wafer test-equipment

2 Package Outlines

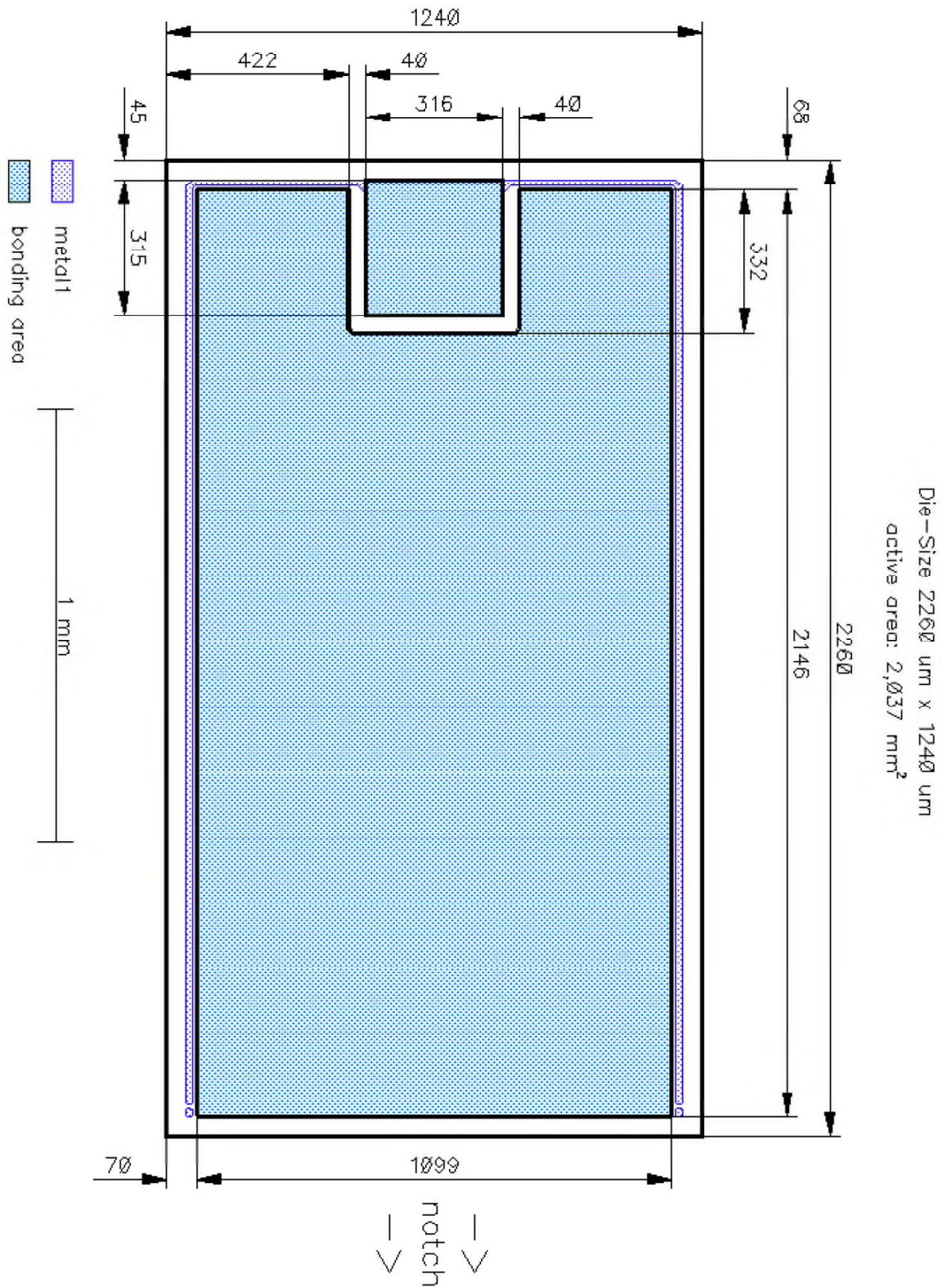


Figure 1 Outline Chip, dimensions in μm

Revision History

IPC028N03L3

Revision: 2017-08-25, Rev. 2.6

Previous Revision

Revision	Date	Subjects (major changes since last revision)
2.5	2014-07-23	Release of Final Version
2.6	2017-08-25	Update Typ Rds(on)

Trademarks of Infineon Technologies AG

AURIX™, C166™, CanPAK™, CIPOS™, CoolGaN™, CoolMOS™, CoolSET™, CoolSiC™, CORECONTROL™, CROSSAVE™, DAVE™, DI-POL™, DrBlade™, EasyPIM™, EconoBRIDGE™, EconoDUAL™, EconoPACK™, EconoPIM™, EiceDRIVER™, eupec™, FCOS™, HITFET™, HybridPACK™, Infineon™, ISOFACE™, IsoPACK™, i-Wafer™, MIPAQ™, ModSTACK™, my-d™, NovalithIC™, OmniTune™, OPTIGA™, OptiMOS™, ORIGA™, POWERCODE™, PRIMARION™, PrimePACK™, PrimeSTACK™, PROFET™, PRO-SIL™, RASIC™, REAL3™, ReverSave™, SatRIC™, SIEGET™, SiPMOS™, SmartLEWIS™, SOLID FLASH™, SPOC™, TEMPFET™, thinQ!™, TRENCHSTOP™, TriCore™.

Trademarks updated August 2015

Other Trademarks

All referenced product or service names and trademarks are the property of their respective owners.

We Listen to Your Comments

Any information within this document that you feel is wrong, unclear or missing at all? Your feedback will help us to continuously improve the quality of this document. Please send your proposal (including a reference to this document) to:

erratum@infineon.com

Published by
Infineon Technologies AG
81726 München, Germany
© 2017 Infineon Technologies AG
All Rights Reserved.

Legal Disclaimer

The information given in this document shall in no event be regarded as a guarantee of conditions or characteristics ("Beschaffenheitsgarantie").

With respect to any examples, hints or any typical values stated herein and/or any information regarding the application of the product, Infineon Technologies hereby disclaims any and all warranties and liabilities of any kind, including without limitation warranties of non-infringement of intellectual property rights of any third party.

In addition, any information given in this document is subject to customer's compliance with its obligations stated in this document and any applicable legal requirements, norms and standards concerning customer's products and any use of the product of Infineon Technologies in customer's applications.

The data contained in this document is exclusively intended for technically trained staff. It is the responsibility of customer's technical departments to evaluate the suitability of the product for the intended application and the completeness of the product information given in this document with respect to such application.

Information

For further information on technology, delivery terms and conditions and prices please contact your nearest Infineon Technologies Office (www.infineon.com).



Warnings

Due to technical requirements, components may contain dangerous substances. For information on the types in question, please contact the nearest Infineon Technologies Office.

The Infineon Technologies component described in this Data Sheet may be used in life-support devices or systems and/or automotive, aviation and aerospace applications or systems only with the express written approval of Infineon Technologies, if a failure of such components can reasonably be expected to cause the failure of that life-support, automotive, aviation and aerospace device or system or to affect the safety or effectiveness of that device or system. Life support devices or systems are intended to be implanted in the human body or to support and/or maintain and sustain and/or protect human life. If they fail, it is reasonable to assume that the health of the user or other persons may be endangered.

Looking for pricing, stock, or lifecycle information?

Click below to explore more details on WIN SOURCE:

-  [View IPC028N03L3X1SA1 on WIN SOURCE](#)
-  [Infineon Technologies Information](#)

Optimize Your Supply Chain with WIN SOURCE Solutions

-  Global Sourcing Solution
-  Obsolete Management
-  Cost Control Management
-  Shortage Management
-  Alternative Solution
-  Excess Inventory Management