



**THE DATASHEET OF
IS357**





HIGH DENSITY MOUNTING PHOTOTRANSISTOR OPTICALLY COUPLED ISOLATORS



DESCRIPTION

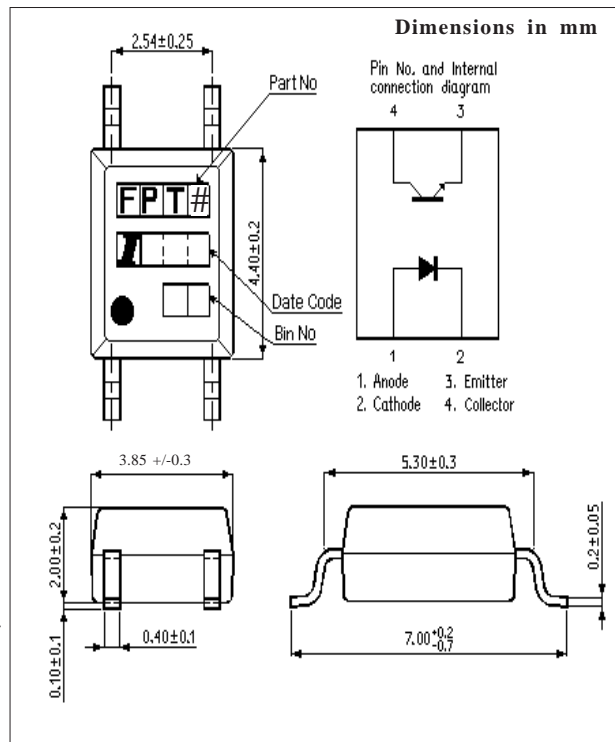
The IS357 is an optically coupled isolator consisting of an infrared light emitting diode and NPN silicon photo transistor in a space efficient dual in line plastic package.

FEATURES

- Marked as FPT#.
- Current Transfer Ratio MIN. 50%
- Isolation Voltage (3.75kV_{RMS}, 5.3kV_{PK})
- All electrical parameters 100% tested
- Drop in replacement for Sharp PC357

APPLICATIONS

- Computer terminals
- Industrial systems controllers
- Measuring instruments
- Signal transmission between systems of different potentials and impedances



ISOCOM COMPONENTS LTD

Unit 25B, Park View Road West,
Park View Industrial Estate, Brenda Road
Hartlepool, Cleveland, TS25 1YD
Tel: (01429) 863609 Fax : (01429) 863581

ABSOLUTE MAXIMUM RATINGS
(25°C unless otherwise specified)

Storage Temperature _____ -55°C to +150°C
 Operating Temperature _____ -55°C to +100°C
 Lead Soldering Temperature
 (1/16 inch (1.6mm) from case for 10 secs) 260°C

INPUT DIODE

Forward Current _____ 50mA
 Reverse Voltage _____ 6V
 Power Dissipation _____ 70mW

OUTPUT TRANSISTOR

Collector-emitter Voltage BV_{CEO} _____ 80V
 Emitter-collector Voltage BV_{ECO} _____ 6V
 Collector Current _____ 50mA
 Power Dissipation _____ 150mW

POWER DISSIPATION

Total Power Dissipation _____ 170mW
 (derate linearly 2.26mW/°C above 25°C)



ELECTRICAL CHARACTERISTICS ($T_A = 25^\circ\text{C}$ Unless otherwise noted)

PARAMETER		MIN	TYP	MAX	UNITS	TEST CONDITION	
Input	Forward Voltage (V_F)		1.2	1.4	V	$I_F = 20\text{mA}$	
	Reverse Current (I_R)			10	μA	$V_R = 4\text{V}$	
Output	Collector-emitter Breakdown (BV_{CEO})	80	>100		V	$I_C = 0.5\text{mA}$	
	Emitter-collector Breakdown (BV_{ECO})	6			V	$I_E = 0.1\text{mA}$	
	Collector-emitter Dark Current (I_{CEO})			100	nA	$V_{CE} = 20\text{V}$	
Coupled	Current Transfer Ratio (CTR)	50		600	%	$5\text{mA } I_F, 5\text{V } V_{CE}$	
	Optional CTR Grades:	IS357A	80		160	%	$5\text{mA } I_F, 5\text{V } V_{CE}$
		IS357B	130		260	%	$5\text{mA } I_F, 5\text{V } V_{CE}$
		IS357C	200		400	%	$5\text{mA } I_F, 5\text{V } V_{CE}$
		IS357D	300		600	%	$5\text{mA } I_F, 5\text{V } V_{CE}$
	Collector-emitter Saturation Voltage $V_{CE(SAT)}$			0.2	V	$20\text{mA } I_F, 1.0\text{mA } I_C$	
	Input to Output Isolation Voltage V_{ISO}	3750 5300			V_{RMS} V_{PK}	See note 1 See note 1	
Input-output Isolation Resistance R_{ISO}	5×10^{10}			Ω	$V_{IO} = 500\text{V}$ (note 1)		
Output Rise Time t_r		4	18	μs	$V_{CE} = 2\text{V}$,		
Output Fall Time t_f		3	18	μs	$I_C = 2\text{mA}, R_L = 100\Omega$		





Note 1 Measured with input leads shorted together and output leads shorted together.

Looking for pricing, stock, or lifecycle information?

Click below to explore more details on WIN SOURCE:

-  [View IS357 on WIN SOURCE](#)
-  [Isocom Components 2004 LTD Information](#)

Optimize Your Supply Chain with WIN SOURCE Solutions

-  Global Sourcing Solution
-  Obsolete Management
-  Cost Control Management
-  Shortage Management
-  Alternative Solution
-  Excess Inventory Management