




**THE DATASHEET OF
BM10B(0.6)-60DP-0.4V(51)**



BM10 Series

0.4 mm Pitch, 0.6 / 0.8 mm Stacking Height, FPC to B



◆ Features

1. 2 types of stacking height are available: 0.6 and 0.8 mm
2. Space saving: 2.98 mm depth
3. Highly reliable contact and retention force with clipping contact
4. Clear tactile click with excellent contact design
5. Shock-absorbing configuration with dimple on contact for robust
6. Enhanced self alignment mechanism by guidance ribs (Self align)
7. High PCB retention force with metal fittings
8. Solder wicking prevention
9. Contact protection against dust
10. RoHS compliant, Halogen-free product*

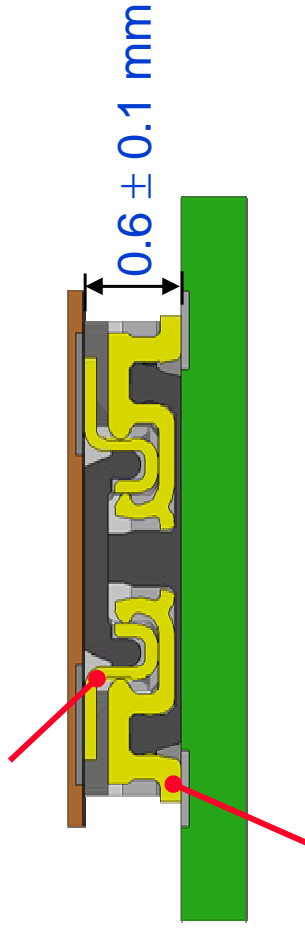
*This product satisfies halogen free requirements defined as 900 ppm maximum chlorine, 900 ppm maximum bromine, and 1500 ppm maximum total of chlorine and bromine.

Specifications herein are subject to change without notice.
Contact Hirose for latest specification, drawings, or availabilities.

Two Types of Stacking Height Variations

Cross Section of 0.6 mm Height

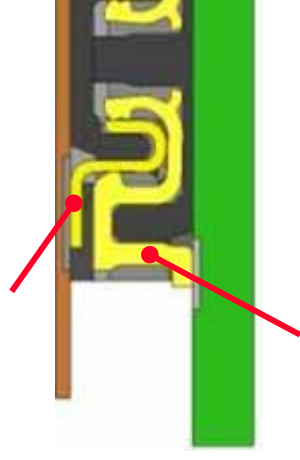
Header: *BM10B(0.6)-##DP-0.4V(**)*



Receptacle: *BM10NB(0.6)-##DS-0.4V(**)*

Cross Section of 0.8 mm Height

Header: *BM10B(0.8)*



Receptacle: *BM10NB(0.8)*

NOTE: #
**

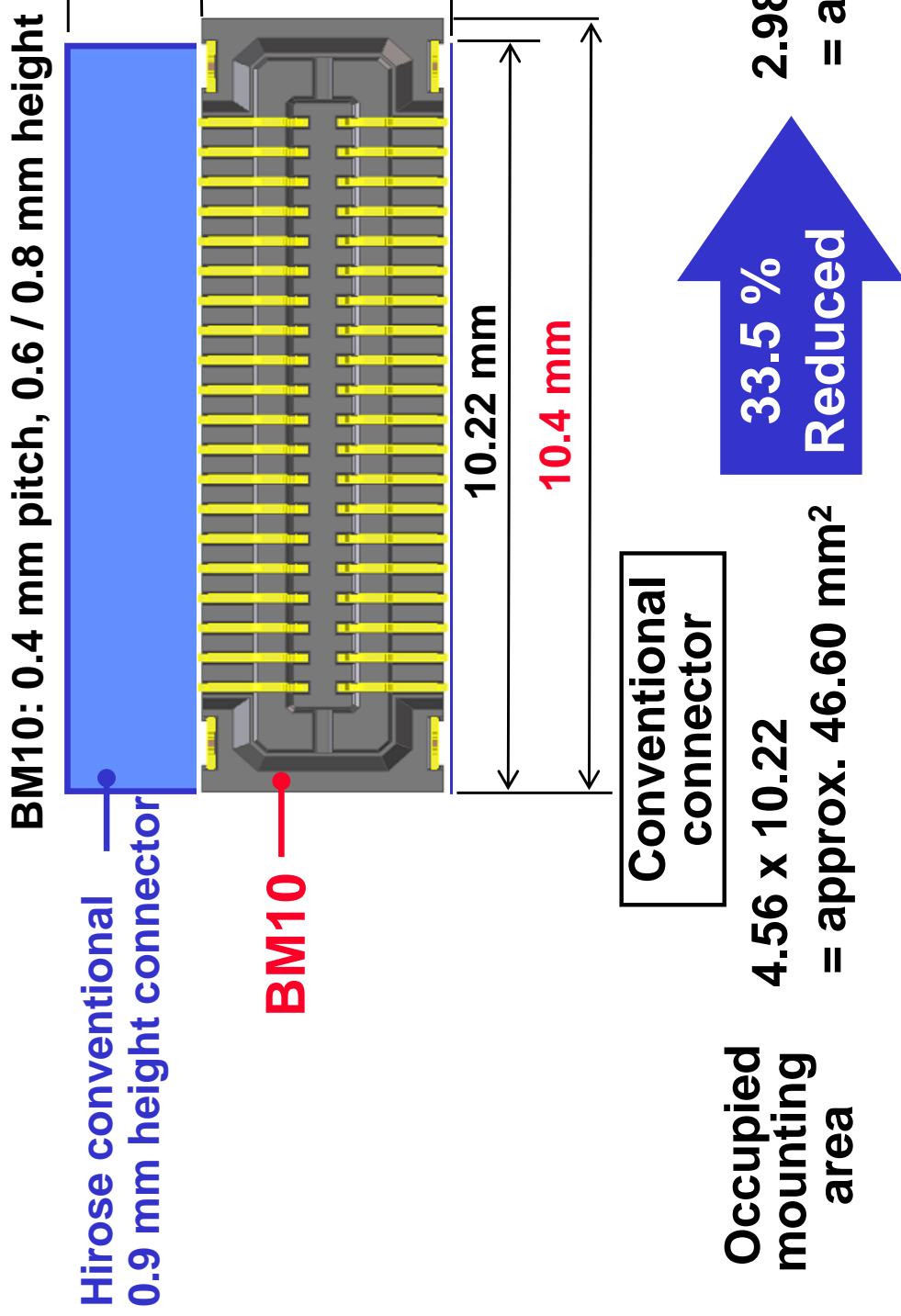
Flexible Board Distance

Specifications herein are subject to change without notice.
Contact Hirose for latest specification, drawings, or availabilities.

Issued: Mar. 31, 2018

Space Saving with Short D

◆ Comparison of occupied mounting area (40 pos.)

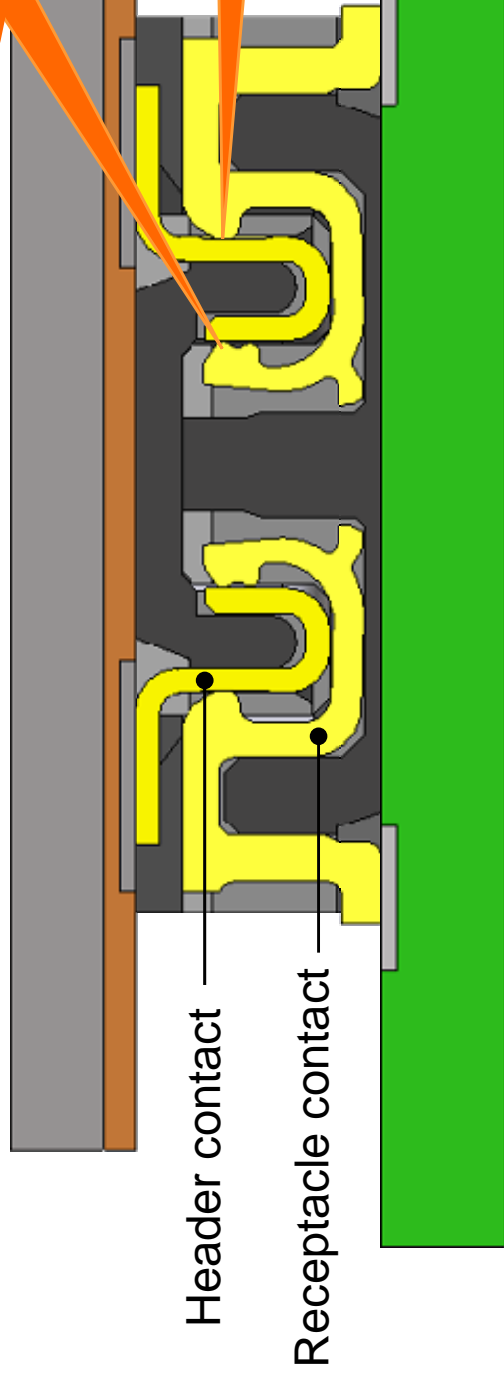


Specifications herein are subject to change without notice.
Contact Hirose for latest specification, drawings, or availabilities.

Issued: Mar. 31, 20

Highly Reliable Clipping Contact

Receptacle contact encloses entire header contact achieving stable contact and retention.



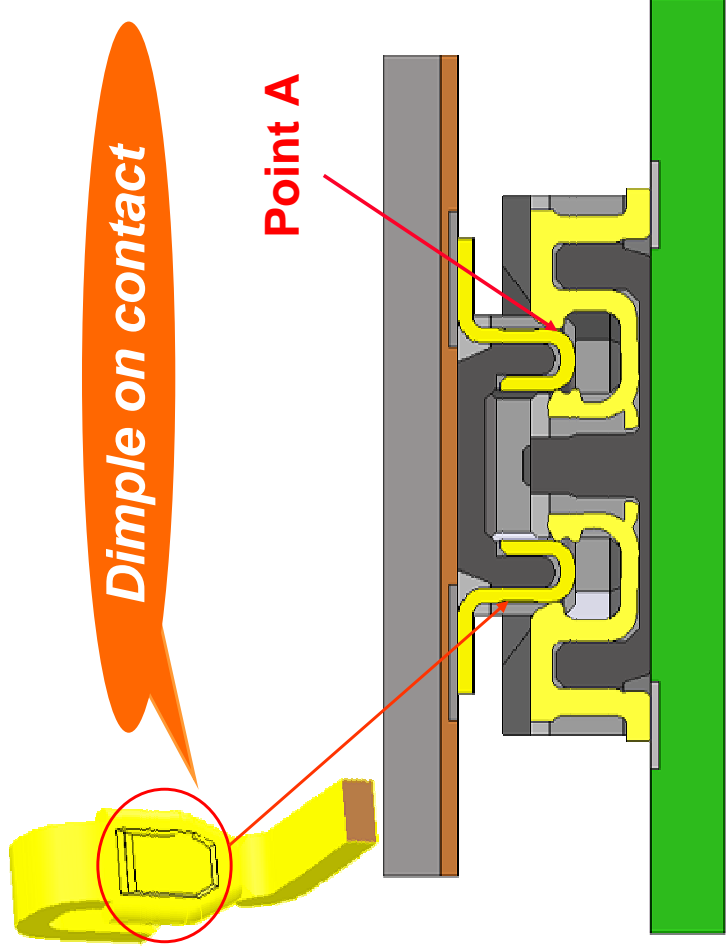
**Low Profile
&
Stable Contact and Retention Force**

Specifications herein are subject to change without notice.
Contact Hirose for latest specification, drawings, or availabilities.

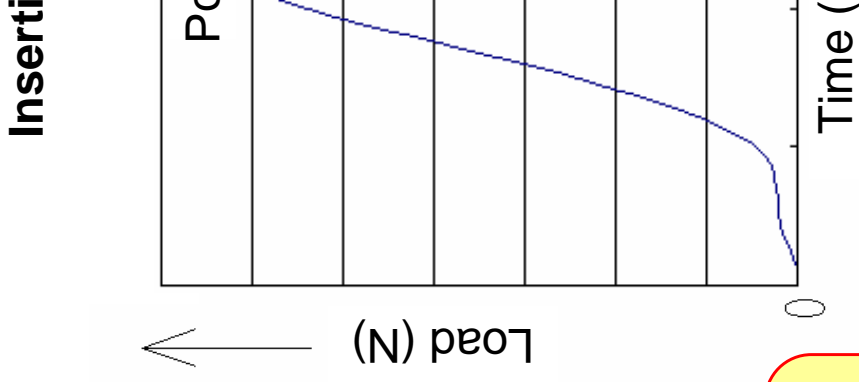
Issued: Mar. 31, 20

Secure Mating & Clear Tactile

Contact design to provide clear click



The load between contacts reaches a peak at the point A, which is released at the dimple on contact. The drastic drop of the load generates clear tactile click.

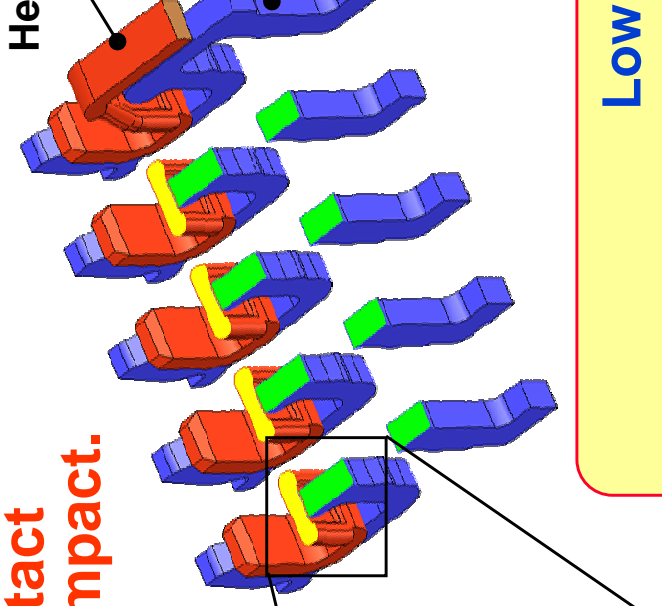
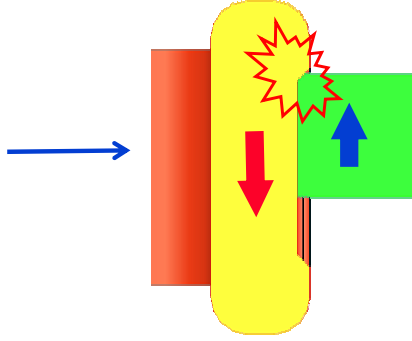


Specifications herein are subject to change without notice.
Contact Hirose for latest specification, drawings, or availabilities.

Shock Absorbing Contact Design

Dimple of each header contact reduces shock from drop impact.

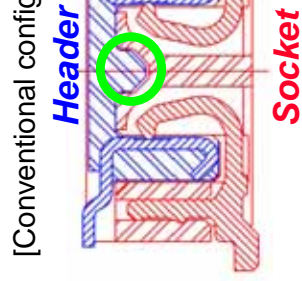
Shock will be absorbed by the dimple on header contact.



Low Robust Structure P

◆ Comparison with conventional configuration

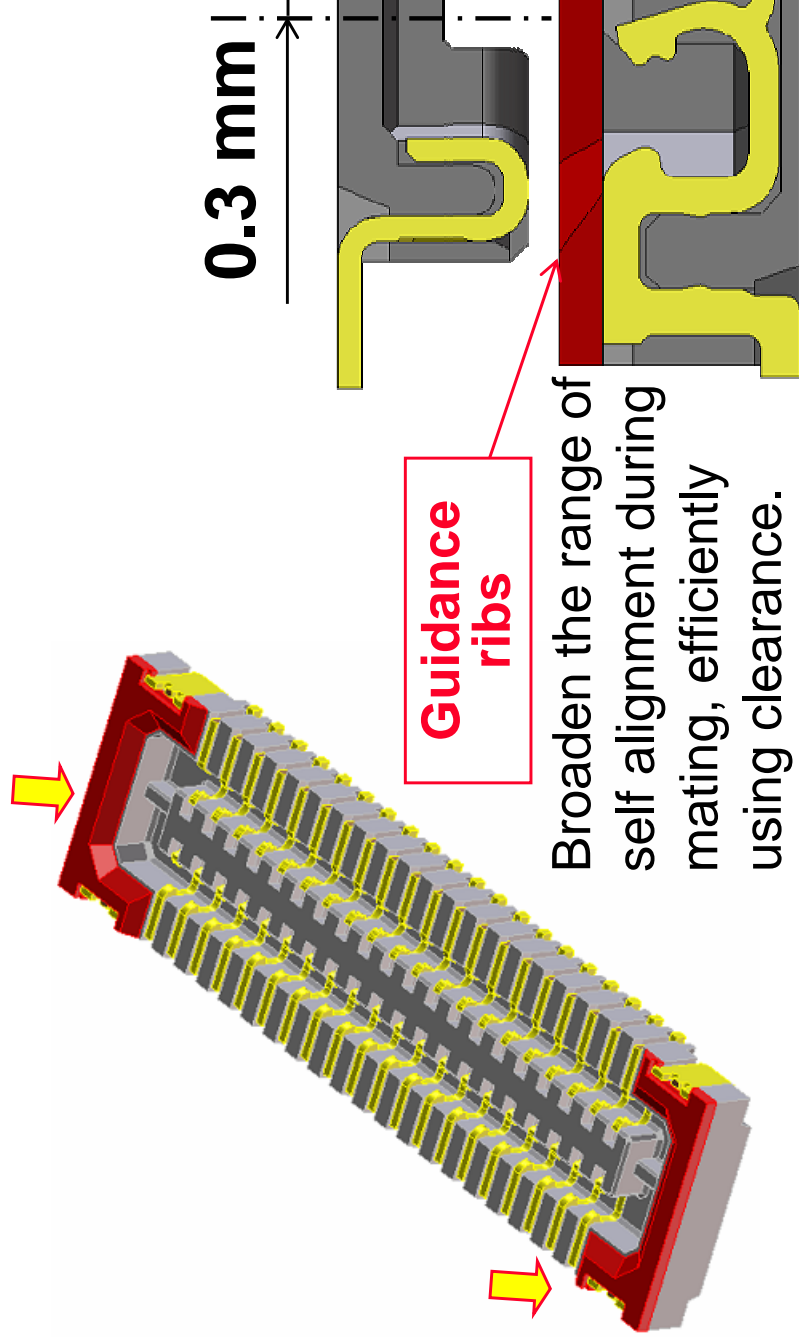
Due to the reduced height of the BM10 Series, shock reduction feature in the housing design cannot effectively be used. Hirose innovative contact design reduces shock and damage due to dropping.



Specifications herein are subject to change without notice.
Contact Hirose for latest specification, drawings, or availabilities.

Issued: Mar. 31, 20

Guide Ribs for Wide Self Alignment



Self alignment range: 0.3 mm

Smooth and easy mating

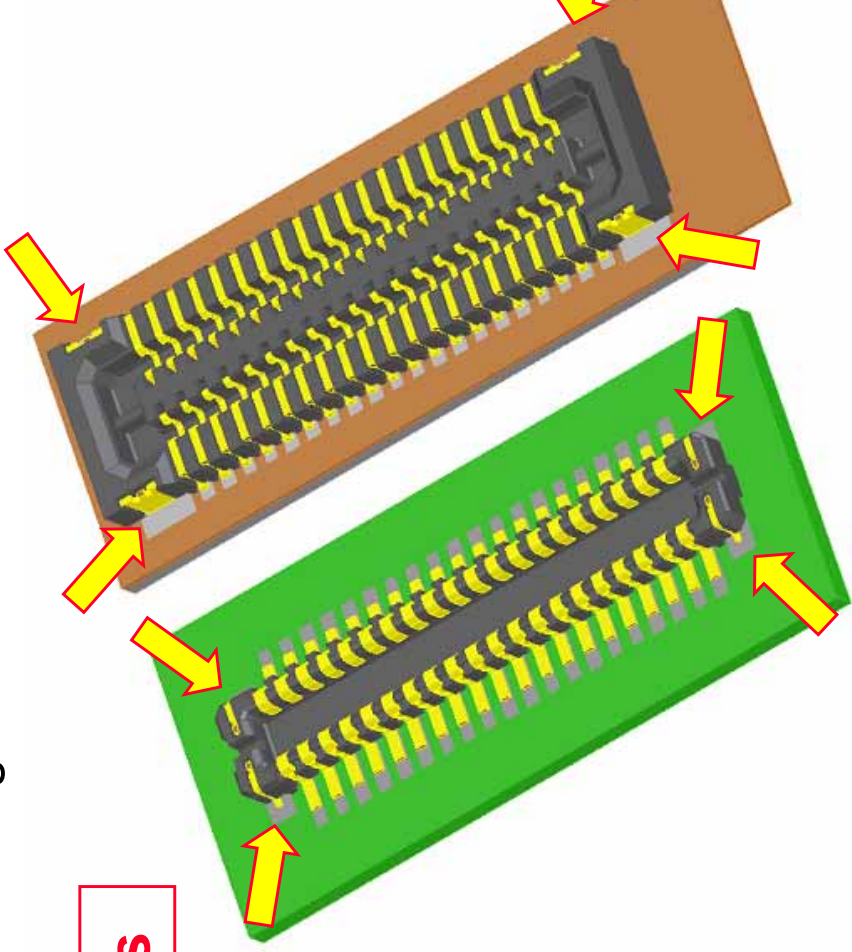
Specifications herein are subject to change without notice.
Contact Hirose for latest specification, drawings, or availabilities.

Issued: Mar. 31, 20

High PCB Retention Force with Metal Fittings

Space saving design, yet high PCB retention force against stress with metal fittings available at 4-corner of each contact

Metal fittings



Metal fittings protect contacts from stress by mating/unmating & drop impact.

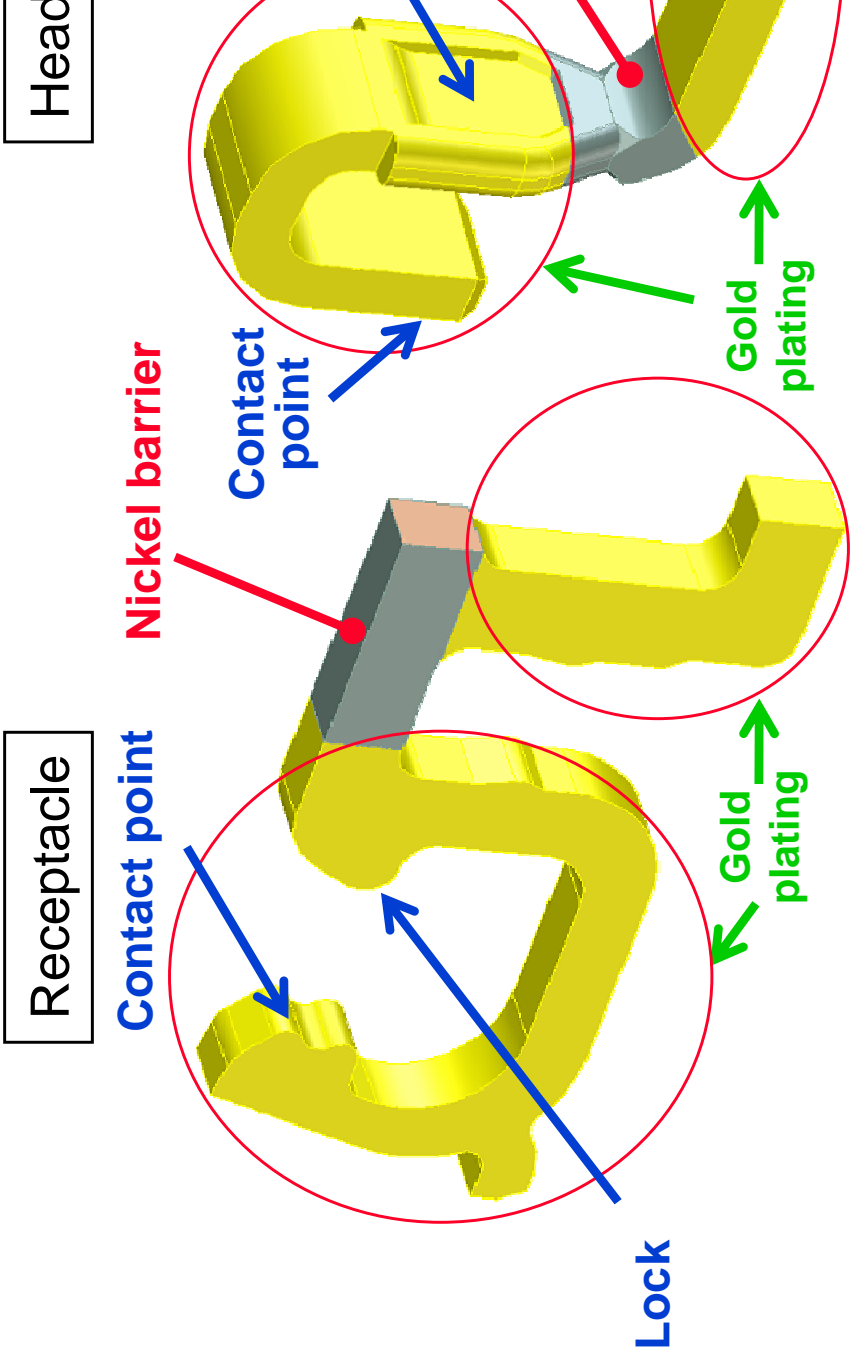
Specifications herein are subject to change without notice.
Contact Hirose for latest specification, drawings, or availabilities.

Issued: Mar. 31, 2018

Solder Wicking Prevention

[Reflow condition for Nickel barrier evaluation]

Temperature profile: Max 260 °C, Oxygen density: Max 1000 ppm



Nickel barrier prevents solder wicking

Specifications herein are subject to change without notice.
Contact Hirose for latest specification, drawings, or availabilities.

Issued: Mar. 31, 20

Contact Protection Against

Lower the risk of dust adhesion

Contact area is enclosed in the housing, protecting solder waste and flux.



Receptacle

Housing

Specifications herein are subject to change without notice.
Contact Hirose for latest specification, drawings, or availabilities.

Issued: Mar. 31, 2024

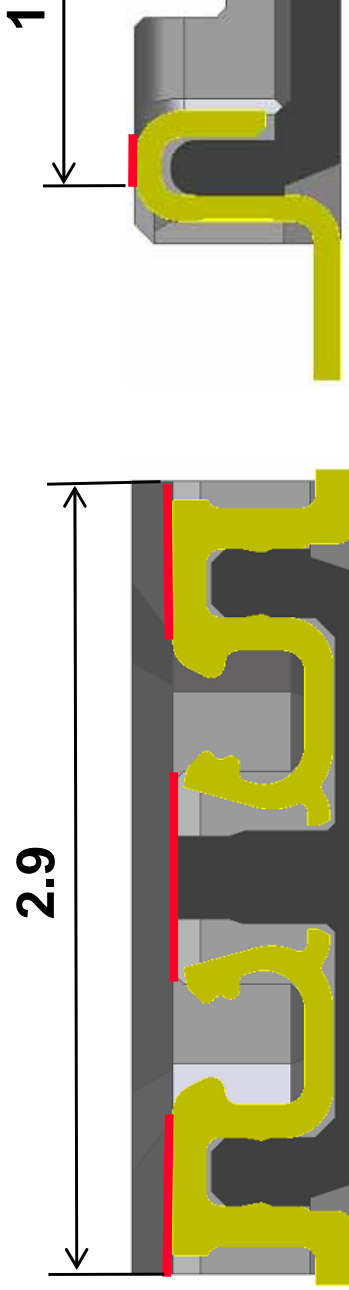
Wide Vacuum Pick up Area for Automate

Wide vacuum pick up area, even with space sa

Small nozzle opening without air leakage



Wide nozzle opening with air leakage



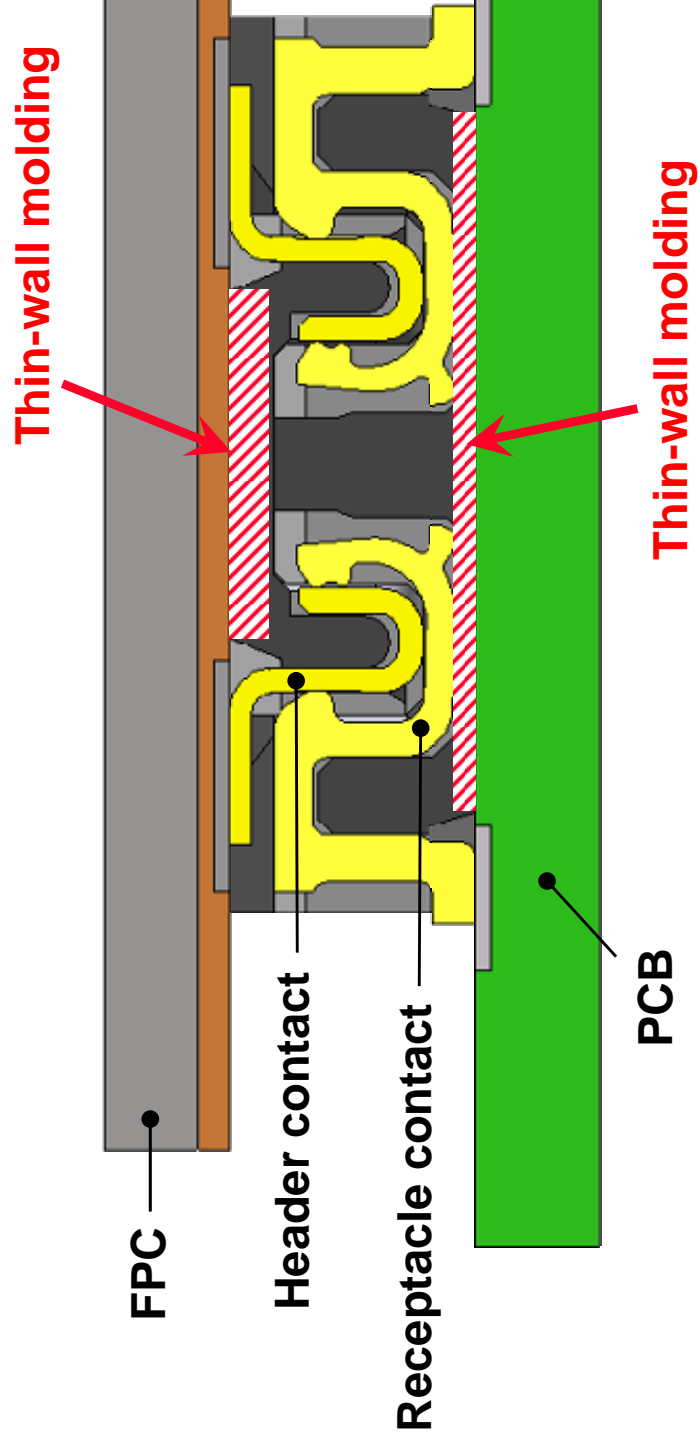
Suitable nozzle design and pick-up method will be different depending on machine design. Consult mounting machine manufacturer for details.

Specifications herein are subject to change without notice.
Contact Hirose for latest specification, drawings, or availabilities.

Issued: Mar. 31, 20

Super Low Profile Design with Advanced Molding Techn

Super low profile, yet providing high dens



Thin-wall molding realizes excellent insulation v

Specifications herein are subject to change without notice.
Contact Hirose for latest specification, drawings, or availabilities.

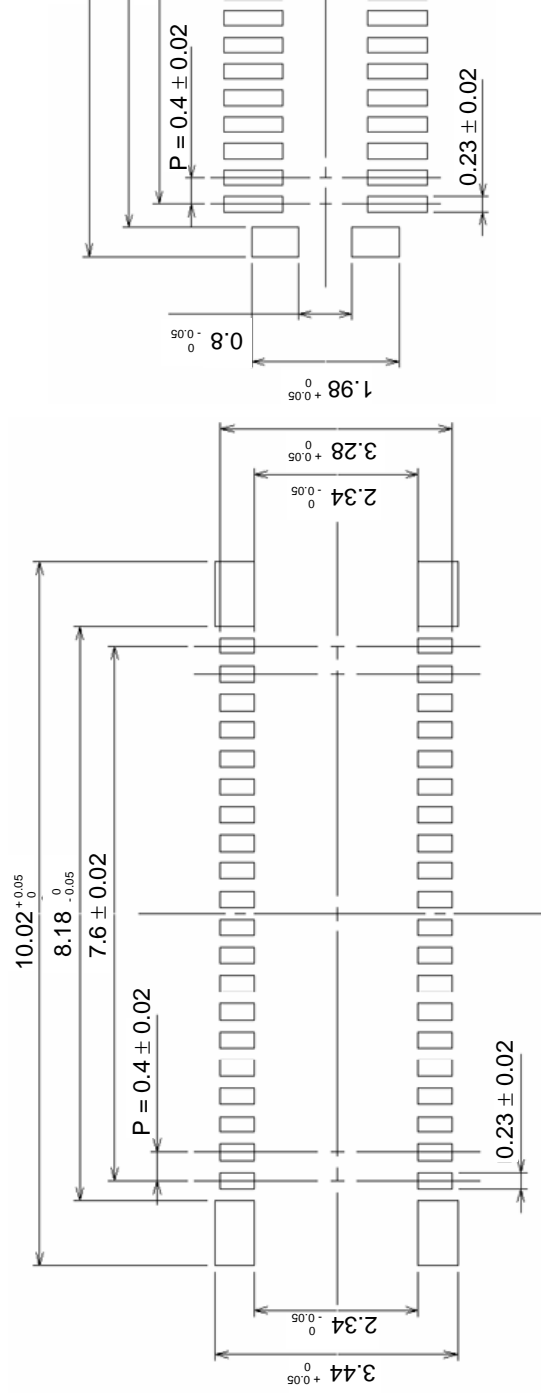
Recommended PCB Pattern

Underneath the connector is available for pattern providing flexibility to PCB layout.

- ◆ 40 pos. (Same PCB pattern is available to 0.6 / 0.8 mm stacking

Receptacle

He



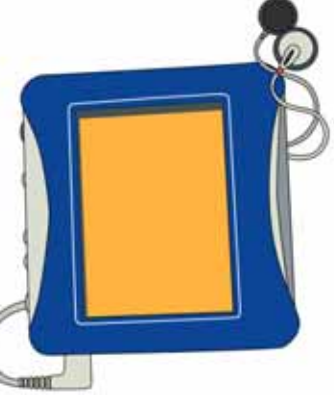
BM10 saves more space than the other competitive defining no conductive area even with shorter c

Specifications herein are subject to change without notice.
Contact Hirose for latest specification, drawings, or availabilities.

Issued: Mar. 31, 20

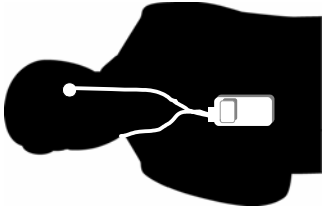
Application Examples

Portable audio



Notebook P

Mobile phone



DSC, DVC



Specifications herein are subject to change without notice.
Contact Hirose for latest specification, drawings, or availabilities.

Issued: Mar. 31, 20

Specifications

■ Material and Finish

COMPONENT	MATERIAL	FINISH/REMARKS
Housing	LCP*	UL94V-0, Black
Contact	Phosphor bronze	Gold-plate
Metal fitting	Phosphor bronze	Gold-plate

*NOTE: This product satisfies halogen free requirements defined as 900 ppm maximum chlorine and 900 ppm maximum bromine, and 1500 ppm maximum total of chlorine and bromine.

■ Performance Characteristics

Current Capacity	0.3 A
Rated Voltage	30 V AC
Operating Temperature	- 35 to + 85 °C*
Contact Resistance	100 mΩ Max. (100 mA DC or 100 mA AC)
Withstanding Voltage	100 V AC, 1 minutes
Insulation Resistance	50 MΩ Min. (100V DC)
Durability	10 times (Insertion/ Withdrawal)

NOTE*: Include the temperature rising by current

■ Varieties:

0.8 mm height: 10, 16, 20, 24, 30, 34, 40, 44, 50 and 60 pos.
0.6 mm height: 10, 20, 24 and 50 pos. (Under development: 16, 30, 34, 40, 44, 50 and 60 pos.)

Specifications herein are subject to change without notice.
 Contact Hirose for latest specification, drawings, or availabilities.

Issued: Mar. 31, 2016

Looking for pricing, stock, or lifecycle information?

Click below to explore more details on WIN SOURCE:

- [View BM10B\(0.6\)-60DP-0.4V\(51\) on WIN SOURCE](#)
- [Hirose Electric Co Ltd Information](#)

Optimize Your Supply Chain with WIN SOURCE Solutions

- ✓ Global Sourcing Solution
- ✓ Obsolete Management
- ✓ Cost Control Management
- ✓ Shortage Management
- ✓ Alternative Solution
- ✓ Excess Inventory Management