



**THE DATASHEET OF
SL1021A350RG**



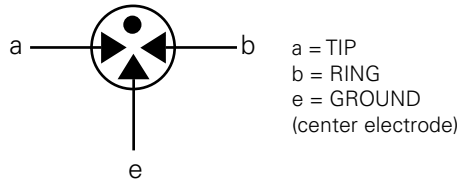
SL1021A/B Series



Agency Approvals

AGENCY	AGENCY FILE NUMBER
	E128662

3 Electrode GDT Graphical Symbol



Features

- RoHS compliant
- Low insertion loss
- Excellent response to fast rising transients
- Ultra low capacitance
- 10KA (A suffix devices) / 20KA (B suffix devices) surge capability tested with 8/20µs pulse as defined by IEC 61000-4-5
- Available with thermal failsafe option (add 'F' suffix to part number)

Applications

- SL1021:**
- Broadband equipment
 - ADSL equipment
 - XDSL equipment
 - Satellite and CATV equipment
 - Splitters
 - General telecom equipment
 - Telecom network interfaces
 - Telephone line cards
 - Repeaters
 - Modems
 - Line test equipment

Description

GDT circuit protection devices dissipate electrical surge energy safely within a contained plasma gas. Commonly used to help protect sensitive telecom and networking equipment and lines, GDTs protect from damage that may result from lightning strikes and equipment switching operations.

The Littelfuse GDT series described in this document are available in a variety of leaded and surface mount forms and offered with and without optional fail-safe clip. Please refer to the electrical specifications, dimension and packaging options section of this document for additional information.

SL1021A/B Series:

SL1021A/B series GDTs are designed to offer high levels of performance on fast rising transients in the range of 100V/µS to 1KV/µS, which are those most likely created by induced lightning disturbances.

These devices feature ultra low capacitance (typically 1.5pF or less) and are extremely robust with SL1021A devices able to divert a 10,000 Amp pulse without destruction, and SL1021B suffix devices able to divert a 20,000 Amp pulse without destruction.

These series offer optimized internal geometry which provide low insertion loss at high frequencies, ideal for the protection of broadband and other high speed transmission equipment.

Product Characteristics

Materials	Dull Tin Plate 17.5 ± 12.5 Microns. with ceramic insulator
Product Marking	'LF' mark, voltage & date code: SL1021A - Red/White text SL1021B - Blue/White text
Glow to arc transition current	~ 1Amp
Glow Voltage	~60-200 Volts
Storage and Operation Temperature	-40 to +90°C
Transverse Voltage (Delay Time)	< 0.2µSec (Tested to ITU-T Rec. K.12)
Arc Voltage	~10 to 35 Volts
Holdover Voltage	<150mS (Tested to ITU-T Rec. K.12)

Electrical Characteristics

Device Specifications (at 25°C)							Life Ratings					
Part Number	DC Voltage 100V/Sec.			DC Voltage 100 V/ μ Sec.	DC Voltage 1kV/ μ Sec.	Capacitance (@1Mhz)	Insulation Resistance	AC Current 50Hz 1Sec.x10 ¹	Surge Current 8/20 μ Sec x10 ¹	Max Single Surge 8/20 μ Sec ¹	Max Single Surge 10/350 μ Sec ¹	Surge Life 10/1000 μ Secx300 ¹
	MIN	TYP	MAX									
SL1021B075	60	75	90	500	650	<1.5pF	>10 ¹⁰ Ω (at 50V)	10Amps	10kA ² 20kA ³	15kA ² 25kA ³	4kA ² 5kA ³	200Amps
SL1021A090 SL1021B090	72	90	108		600		>10 ¹⁰ Ω (at 100V)					
SL1021A145 SL1021B145	116	145	174									
SL1021A150 SL1021B150	120	150	180									
SL1021A200	150	200	250									
SL1021A230 SL1021B230	184	230	276		450						650	
SL1021A250 SL1021B250	200	250	300		500							
SL1021A260 SL1021B260	210	260	310		550						700	
SL1021A300 SL1021B300	240	300	360		650						850	
SL1021A350 SL1021B350	280	350	420		700						900	
SL1021A400 SL1021B400	320	400	480	850	950							
SL1021A420 SL1021B420	345	420	500									
SL1021A450 SL1021B450	360	450	540	900	1000							
SL1021A500 SL1021B500	400	500	600	950	1100							
SL1021A600	480	600	720	1000	1200							

NOTES:

- Total current through centre electrode, tested in accordance with ITU-T Rec K.12
- SL1021A series
- SL1021B series

Additional Information



**Datasheet
SL1021A**



**Resources
SL1021A**



**Samples
SL1021A**



**Datasheet
SL1021B**

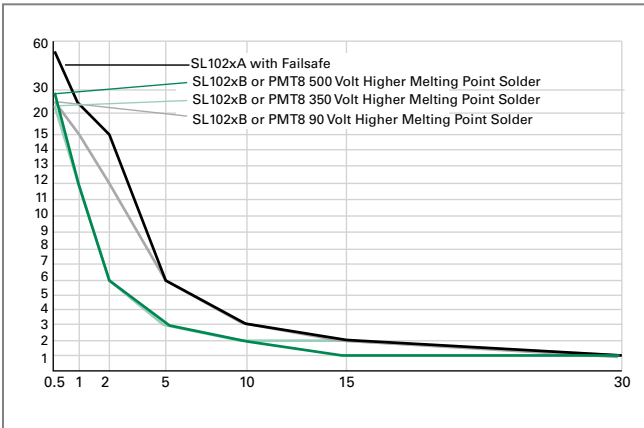


**Resources
SL1021B**

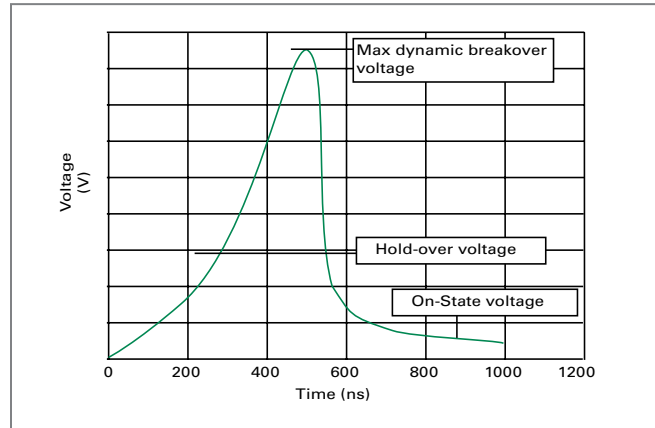


**Samples
SL1021B**

Time vs. Current for Failsafe

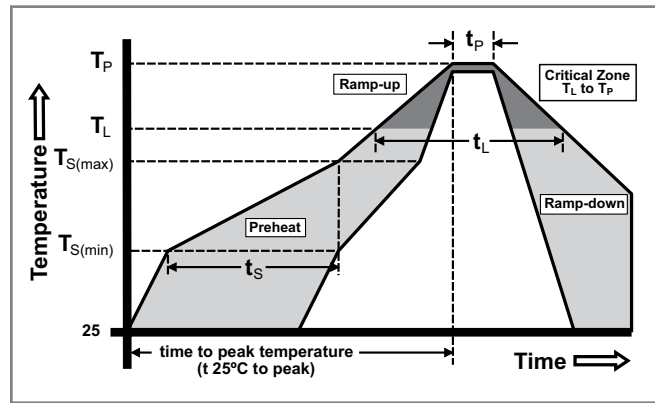


Voltage vs. Time Characteristic



Soldering Parameters - Reflow Soldering (Surface Mount Devices)

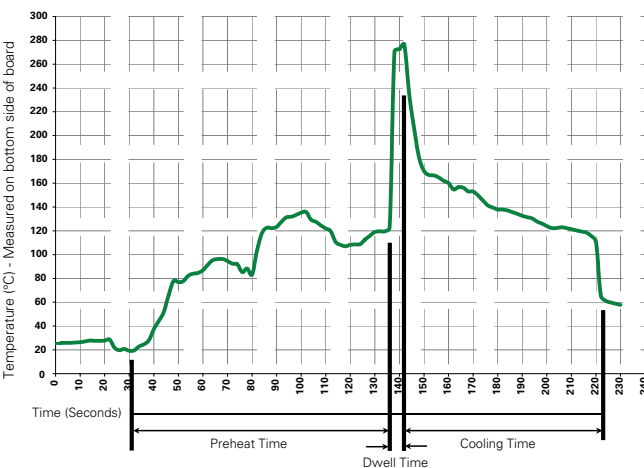
Reflow Condition		Pb – Free assembly
Pre Heat	- Temperature Min ($T_{s(min)}$)	150°C
	- Temperature Max ($T_{s(max)}$)	200°C
	- Time (Min to Max) (t_s)	60 – 180 secs
Average ramp up rate (Liquidus Temp (T_L) to peak)		3°C/second max
$T_{s(max)}$ to T_L - Ramp-up Rate		5°C/second max
Reflow	- Temperature (T_L) (Liquidus)	217°C
	- Temperature (t_L)	60 – 150 seconds
Peak Temperature (T_p)		260 ^{+0/-5} °C
Time within 5°C of actual peak Temperature (t_p)		10 – 30 seconds
Ramp-down Rate		6°C/second max
Time 25°C to peak Temperature (T_p)		8 minutes Max.
Do not exceed		260°C



Soldering Parameters - Hand Soldering

Solder Iron Temperature: 350° C +/- 5°C
Heating Time: 5 seconds max.

Soldering Parameters - Wave Soldering (Thru-Hole Devices)

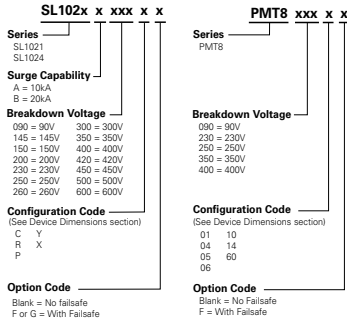


Recommended Process Parameters:

Wave Parameter	Lead-Free Recommendation
Preheat: (Depends on Flux Activation Temperature)	(Typical Industry Recommendation)
Temperature Minimum:	100° C
Temperature Maximum:	150° C
Preheat Time:	60-180 seconds
Solder Pot Temperature:	280° C Maximum
Solder Dwell Time:	2-5 seconds

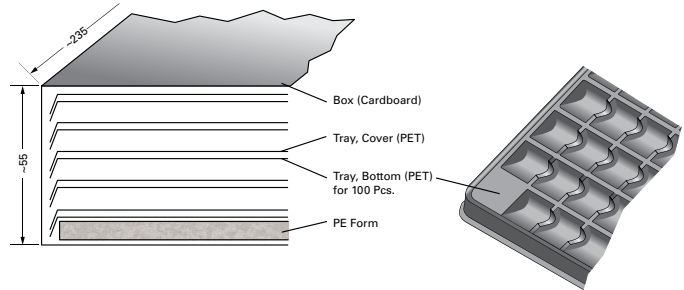
Note: Surge Arrestors with a Failsafe mechanism should be individually examined after soldering

Part Numbering System and Ordering Information

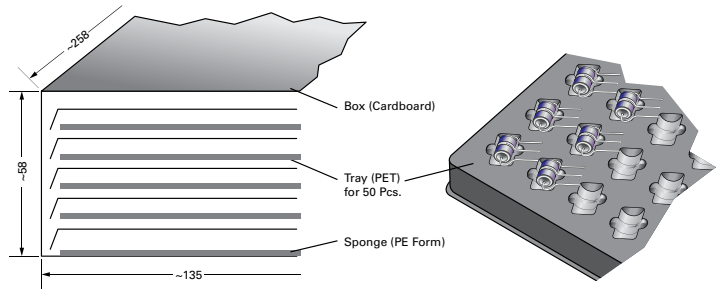


Packaging

For 'SL1021A/B' device type C, R, P, Y packing



For 'SL1021A/B' device type X packing



Device Type	Description	Quantity
Type C	100pcs/tray x 5 trays per carton	500
Type R	100pcs/tray x 5 trays per carton	500
Type P	100pcs/tray x 5 trays per carton	500
Type Y	100pcs/tray x 5 trays per carton	500
Type X	50pcs/tray x 5 trays per carton	250

* Please contact the factory for further packaging information.

Disclaimer Notice - Information furnished is believed to be accurate and reliable. However, users should independently evaluate the suitability of and test each product selected for their own applications. Littelfuse products are not designed for, and may not be used in, all applications. Read complete Disclaimer Notice at: www.littelfuse.com/disclaimer-electronics.

Looking for pricing, stock, or lifecycle information?

Click below to explore more details on WIN SOURCE:

 [View SL1021A350RG on WIN SOURCE](#)

 [Littelfuse Inc. Information](#)

Optimize Your Supply Chain with WIN SOURCE Solutions

-  Global Sourcing Solution
-  Obsolete Management
-  Cost Control Management
-  Shortage Management
-  Alternative Solution
-  Excess Inventory Management