

DATA SHEET

NEC

NPN SILICON RF TWIN TRANSISTOR

μPA895TS

NPN SILICON RF TRANSISTOR (WITH 2 ELEMENTS) IN A 6-PIN SUPER LEAD-LESS MINIMOLD

FEATURES

- Built-in low voltage operation, low phase distortion transistor suited for OSC applications
 $f_T = 4.5 \text{ GHz TYP.}$, $|S_{21e}|^2 = 4.0 \text{ dB TYP. @ } V_{CE} = 1 \text{ V, } I_c = 5 \text{ mA, } f = 2 \text{ GHz}$
- Built-in 2 transistors (2 × 2SC5800)
- 6-pin super lead-less minimold package

BUILT-IN TRANSISTORS

	Q1, Q2
Flat-lead 3-pin thin-type ultra super minimold part No.	2SC5800

ORDERING INFORMATION

Part Number	Quantity	Supplying Form
μPA895TS	50 pcs (Non reel)	• 8 mm wide embossed taping
μPA895TS-T3	10 kpcs/reel	• Pin 1 (Q1 Collector), Pin 6 (Q1 Base) face the perforation side of the tape

Remark To order evaluation samples, contact your nearby sales office.
The unit sample quantity is 50 pcs.

Caution Observe precautions when handling because these devices are sensitive to electrostatic discharge.

The information in this document is subject to change without notice. Before using this document, please confirm that this is the latest version.
Not all devices/types available in every country. Please check with local NEC Compound Semiconductor Devices representative for availability and additional information.

ABSOLUTE MAXIMUM RATINGS (T_A = +25°C)

Parameter	Symbol	Ratings	Unit
Collector to Base Voltage	V _{CB0}	9	V
Collector to Emitter Voltage	V _{CEO}	5.5	V
Emitter to Base Voltage	V _{EBO}	1.5	V
Collector Current	I _c	100	mA
Total Power Dissipation	P _{tot} ^{Note}	110 in 1 element	mW
		130 in 2 elements	
Junction Temperature	T _j	150	°C
Storage Temperature	T _{stg}	-65 to +150	°C

Note Mounted on 1.08 cm² × 1.0 mm (t) glass epoxy PCB

ELECTRICAL CHARACTERISTICS (T_A = +25°C)

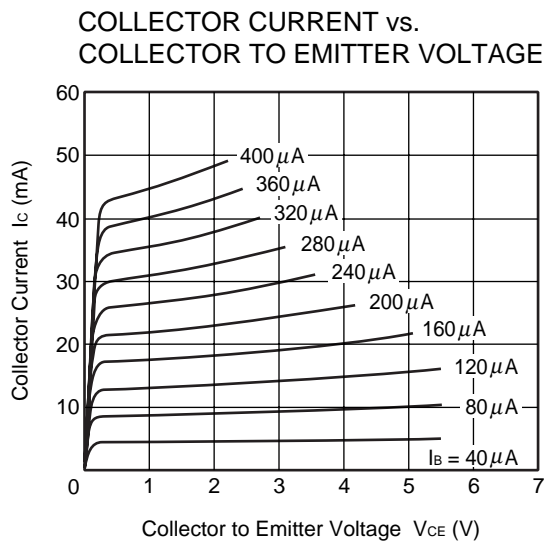
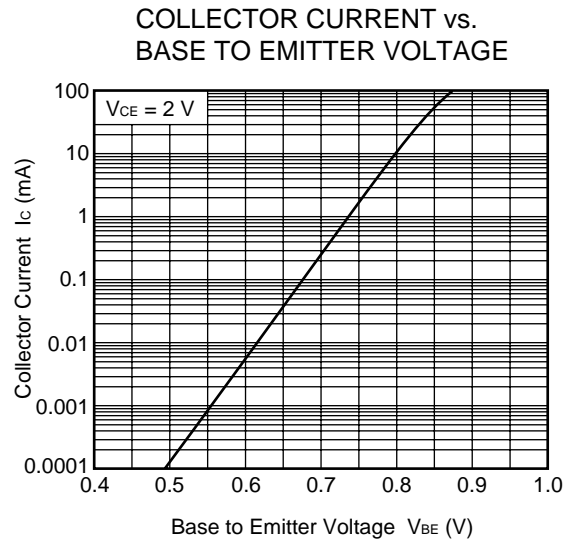
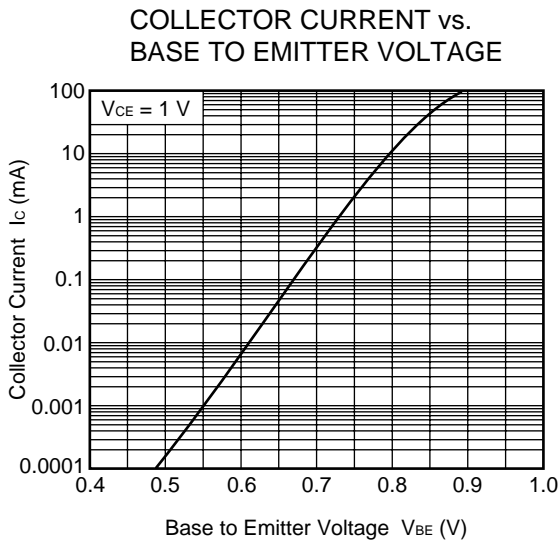
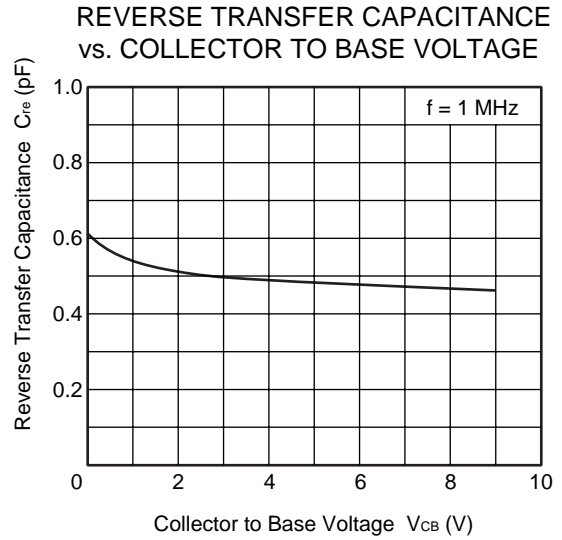
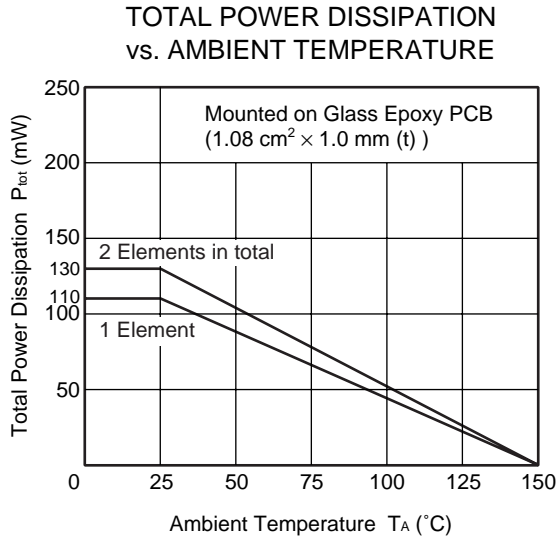
Parameter	Symbol	Test Conditions	MIN.	TYP.	MAX.	Unit
Collector Cut-off Current	I _{CB0}	V _{CB} = 5 V, I _E = 0 mA	-	-	600	nA
Emitter Cut-off Current	I _{EBO}	V _{EB} = 1 V, I _c = 0 mA	-	-	600	nA
DC Current Gain	h _{FE} ^{Note 1}	V _{CE} = 1 V, I _c = 5 mA	100	120	145	-
Gain Bandwidth Product (1)	f _T	V _{CE} = 1 V, I _c = 5 mA, f = 2 GHz	3.0	4.5	-	GHz
Gain Bandwidth Product (2)	f _T	V _{CE} = 1 V, I _c = 15 mA, f = 2 GHz	5.0	6.5	-	GHz
Insertion Power Gain (1)	S _{21e} ²	V _{CE} = 1 V, I _c = 5 mA, f = 2 GHz	3.0	4.0	-	dB
Insertion Power Gain (2)	S _{21e} ²	V _{CE} = 1 V, I _c = 15 mA, f = 2 GHz	4.5	5.5	-	dB
Noise Figure	NF	V _{CE} = 1 V, I _c = 10 mA, f = 2 GHz, Z _S = Z _{opt}	-	1.9	2.5	dB
Reverse Transfer Capacitance	C _{re} ^{Note 2}	V _{CB} = 0.5 V, I _E = 0 mA, f = 1 MHz	-	0.6	0.8	pF

- Notes**
1. Pulse measurement: PW ≤ 350 μs, Duty Cycle ≤ 2%
 2. Collector to base capacitance when the emitter grounded

h_{FE} CLASSIFICATION

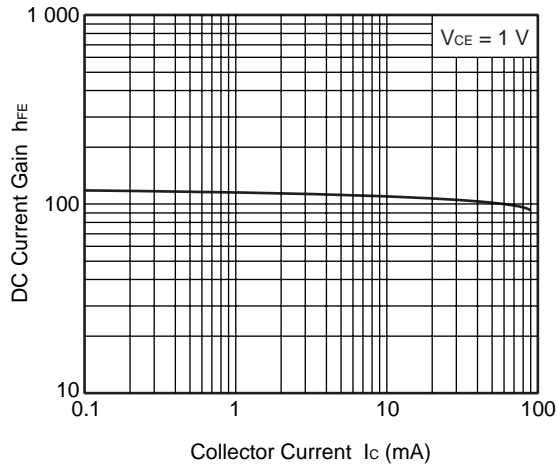
Rank	FB
Marking	kP
h _{FE} Value	100 to 145

★ TYPICAL CHARACTERISTICS ($T_A = +25^\circ\text{C}$, unless otherwise specified)

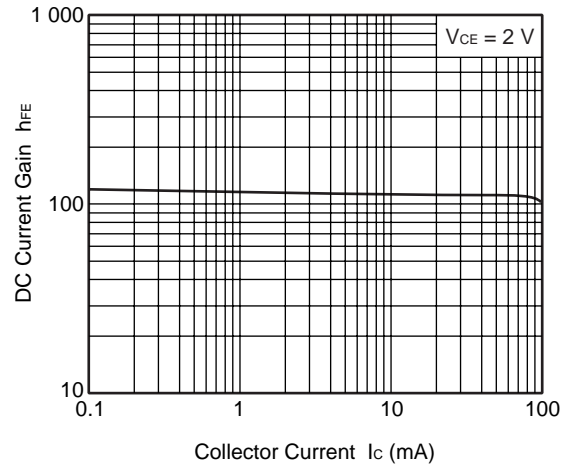


Remark The graphs indicate nominal characteristics.

DC CURRENT GAIN vs.
COLLECTOR CURRENT



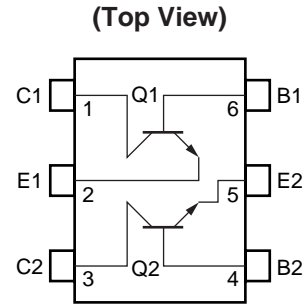
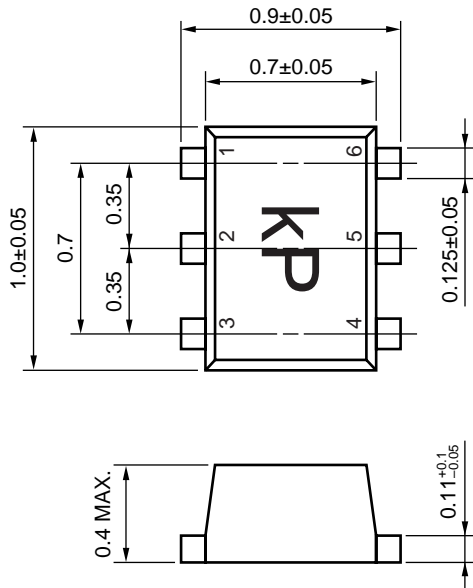
DC CURRENT GAIN vs.
COLLECTOR CURRENT



Remark The graphs indicate nominal characteristics.

PACKAGE DIMENSIONS

6-PIN SUPER LEAD-LESS MINIMOLD (UNIT: mm)



PIN CONNECTIONS

- 1. Collector (Q1)
- 2. Emitter (Q1)
- 3. Collector (Q2)
- 4. Base (Q2)
- 5. Emitter (Q2)
- 6. Base (Q1)

- **The information in this document is current as of September, 2003. The information is subject to change without notice. For actual design-in, refer to the latest publications of NEC's data sheets or data books, etc., for the most up-to-date specifications of NEC semiconductor products. Not all products and/or types are available in every country. Please check with an NEC sales representative for availability and additional information.**
 - No part of this document may be copied or reproduced in any form or by any means without prior written consent of NEC. NEC assumes no responsibility for any errors that may appear in this document.
 - NEC does not assume any liability for infringement of patents, copyrights or other intellectual property rights of third parties by or arising from the use of NEC semiconductor products listed in this document or any other liability arising from the use of such products. No license, express, implied or otherwise, is granted under any patents, copyrights or other intellectual property rights of NEC or others.
 - Descriptions of circuits, software and other related information in this document are provided for illustrative purposes in semiconductor product operation and application examples. The incorporation of these circuits, software and information in the design of customer's equipment shall be done under the full responsibility of customer. NEC assumes no responsibility for any losses incurred by customers or third parties arising from the use of these circuits, software and information.
 - While NEC endeavours to enhance the quality, reliability and safety of NEC semiconductor products, customers agree and acknowledge that the possibility of defects thereof cannot be eliminated entirely. To minimize risks of damage to property or injury (including death) to persons arising from defects in NEC semiconductor products, customers must incorporate sufficient safety measures in their design, such as redundancy, fire-containment, and anti-failure features.
 - NEC semiconductor products are classified into the following three quality grades:
 "Standard", "Special" and "Specific". The "Specific" quality grade applies only to semiconductor products developed based on a customer-designated "quality assurance program" for a specific application. The recommended applications of a semiconductor product depend on its quality grade, as indicated below. Customers must check the quality grade of each semiconductor product before using it in a particular application.
 "Standard": Computers, office equipment, communications equipment, test and measurement equipment, audio and visual equipment, home electronic appliances, machine tools, personal electronic equipment and industrial robots
 "Special": Transportation equipment (automobiles, trains, ships, etc.), traffic control systems, anti-disaster systems, anti-crime systems, safety equipment and medical equipment (not specifically designed for life support)
 "Specific": Aircraft, aerospace equipment, submersible repeaters, nuclear reactor control systems, life support systems and medical equipment for life support, etc.
- The quality grade of NEC semiconductor products is "Standard" unless otherwise expressly specified in NEC's data sheets or data books, etc. If customers wish to use NEC semiconductor products in applications not intended by NEC, they must contact an NEC sales representative in advance to determine NEC's willingness to support a given application.
- (Note)
- (1) "NEC" as used in this statement means NEC Corporation, NEC Compound Semiconductor Devices, Ltd. and also includes its majority-owned subsidiaries.
 - (2) "NEC semiconductor products" means any semiconductor product developed or manufactured by or for NEC (as defined above).

M8E 00.4-0110

► For further information, please contact

NEC Compound Semiconductor Devices, Ltd. <http://www.ncsd.necel.com/>

E-mail: salesinfo@csd-nec.com (sales and general)

techinfo@csd-nec.com (technical)

5th Sales Group, Sales Division TEL: +81-44-435-1588 FAX: +81-44-435-1579

NEC Compound Semiconductor Devices Hong Kong Limited

E-mail: ncsd-hk@elhk.nec.com.hk (sales, technical and general)

Hong Kong Head Office TEL: +852-3107-7303 FAX: +852-3107-7309

Taipei Branch Office TEL: +886-2-8712-0478 FAX: +886-2-2545-3859

Korea Branch Office TEL: +82-2-558-2120 FAX: +82-2-558-5209

NEC Electronics (Europe) GmbH <http://www.ee.nec.de/>



TEL: +49-211-6503-01 FAX: +49-211-6503-487

California Eastern Laboratories, Inc. <http://www.cel.com/>

TEL: +1-408-988-3500 FAX: +1-408-988-0279

Looking for pricing, stock, or lifecycle information?

Click below to explore more details on WIN SOURCE:

-  [View UPA895TS-T3-A on WIN SOURCE](#)
-  [CEL Information](#)

Optimize Your Supply Chain with WIN SOURCE Solutions

-  Global Sourcing Solution
-  Obsolete Management
-  Cost Control Management
-  Shortage Management
-  Alternative Solution
-  Excess Inventory Management