



**THE DATASHEET OF
UUP0J470MCL1GS**



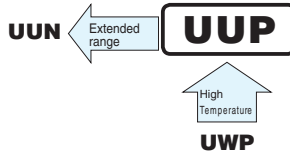
ALUMINUM ELECTROLYTIC CAPACITORS

UUP

6mmL Chip Type, Bi-Polarized



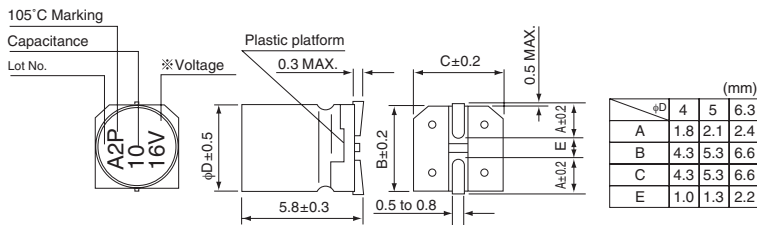
- Chip type, bi-polarized withstanding high temperature range up to +105°C.
- Designed for surface mounting on high density PC board.
- Applicable to automatic mounting machine fed with carrier tape.
- Compliant to the RoHS directive (2011/65/EU).
- AEC-Q200 compliant. Please contact us for details.



Specifications

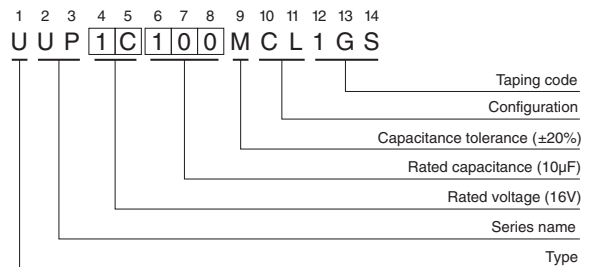
Item	Performance Characteristics						
Category Temperature Range	-55 to +105°C						
Rated Voltage Range	6.3 to 50V						
Rated Capacitance Range	0.1 to 47μF						
Capacitance Tolerance	±20% at 120Hz, 20°C						
Leakage Current	After 2 minutes' application of rated voltage at 20°C, leakage current is not more than 0.05 CV or 10 (μA), whichever is greater.						
Tangent of loss angle (tan δ)	Measurement frequency : 120Hz at 20°C						
	Rated voltage (V)	6.3	10	16	25	35	50
Stability at Low Temperature	Measurement frequency : 120Hz						
	Rated voltage (V)	6.3	10	16	25	35	50
Endurance	The specifications listed at right shall be met when the capacitors are restored to 20°C after the rated voltage is applied for 1000 hours at 105°C with the polarity every 250 hours.		Capacitance change		Within ±20% of the initial capacitance value		
			tan δ		200% or less than the initial specified value		
Shelf Life	After storing the capacitors under no load at 105°C for 1000 hours and then performing voltage treatment based on JIS C 5101-4 clause 4.1 at 20°C, they shall meet the specified values for the endurance characteristics listed above.		Leakage current		Less than or equal to the initial specified value		
Resistance to soldering heat	The capacitors are kept on a hot plate for 30 seconds, which is maintained at 250°C. The capacitors shall meet the characteristic requirements listed at right when they are removed from the plate and restored to 20°C.		Capacitance change		Within ±10% of the initial capacitance value		
			tan δ		Less than or equal to the initial specified value		
Marking	Black print on the case top.		Leakage current		Less than or equal to the initial specified value		

Chip Type



※ Voltage mark for 6.3V is 「6V」

Type numbering system (Example : 16V 10μF)



Dimensions

Cap.(μF)	Code	6.3		10		16		25		35		50	
		0J		1A		1C		1E		1V		1H	
0.1	0R1											4	1.0
0.22	R22											4	2.0
0.33	R33											4	2.8
0.47	R47											4	4.0
1	010											4	8.4
2.2	2R2									4	8.4	5	13
3.3	3R3							5	12	5	16	5	17
4.7	4R7					4	12	5	16	5	18	6.3	20
10	100			4	17	5	23	6.3	27	6.3	29		
22	220	5	28	6.3	33	6.3	37						
33	330	6.3	37	6.3	41	6.3	49						
47	470	6.3	45										

Rated ripple current (mArms) at 105°C 120Hz

Frequency coefficient of rated ripple current

Frequency	50 Hz	120 Hz	300 Hz	1 kHz	10 kHz or more
Coefficient	0.70	1.00	1.17	1.36	1.50

- Taping specifications are given in page 23.
- Recommended land size, soldering by reflow are given in page 18, 19.
- Please select UUN(p.166) if high CV products are required.
- Please refer to page 3 for the minimum order quantity.

Looking for pricing, stock, or lifecycle information?

Click below to explore more details on WIN SOURCE:

- ⊖ [View UUP0J470MCL1GS on WIN SOURCE](#)
- ⊖ [Nichicon Information](#)

Optimize Your Supply Chain with WIN SOURCE Solutions

- ✓ Global Sourcing Solution
- ✓ Obsolete Management
- ✓ Cost Control Management
- ✓ Shortage Management
- ✓ Alternative Solution
- ✓ Excess Inventory Management