



**THE DATASHEET OF
TSM085N03PQ33 RGG**



N-Channel Power MOSFET

30V, 52A, 8.5mΩ

FEATURES

- Low $R_{DS(on)}$ to minimize conductive Losses
- Low gate charge for fast power switching
- 100% UIS and R_g tested
- Compliant to RoHS Directive 2011/65/EU and in accordance to WEEE 2002/96/EC
- Halogen-free according to IEC 61249-2-21 definition

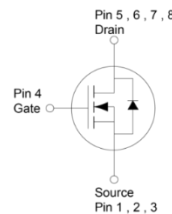
PRODUCT SUMMARY			
PARAMETER	VALUE	UNIT	
V_{DS}	30	V	
$R_{DS(on)}$ (max)	$V_{GS} = 10V$	8.5	mΩ
	$V_{GS} = 4.5V$	13	
Q_g	7.2	nC	

APPLICATIONS

- DC-DC Converters
- Battery Power Management
- ORing FET/Load Switch



PDFN33



Notes: MSL 1 (Moisture Sensitivity Level) per J-STD-020

ABSOLUTE MAXIMUM RATINGS ($T_A = 25^\circ\text{C}$ unless otherwise noted)			
PARAMETER	SYMBOL	LIMIT	UNIT
Drain-Source Voltage	V_{DS}	30	V
Gate-Source Voltage	V_{GS}	± 20	V
Continuous Drain Current (Note 1)	I_D	$T_C = 25^\circ\text{C}$	52
		$T_A = 25^\circ\text{C}$	13
Pulsed Drain Current (Note 1)	I_{DM}	208	A
Single Pulse Avalanche Current (Note 2)	I_{AS}	23	A
Single Pulse Avalanche Energy (Note 2)	E_{AS}	26	mJ
Total Power Dissipation	P_D	$T_C = 25^\circ\text{C}$	37
		$T_C = 125^\circ\text{C}$	7
Total Power Dissipation	P_D	$T_A = 25^\circ\text{C}$	2.3
		$T_A = 125^\circ\text{C}$	0.5
Operating Junction and Storage Temperature Range	T_J, T_{STG}	- 55 to +150	$^\circ\text{C}$

THERMAL RESISTANCE			
PARAMETER	SYMBOL	LIMIT	UNIT
Thermal Resistance – Junction to Case	$R_{\theta JC}$	3.4	$^\circ\text{C/W}$
Thermal Resistance – Junction to Ambient	$R_{\theta JA}$	53	$^\circ\text{C/W}$

Thermal Performance Note: $R_{\theta JA}$ is the sum of the junction-to-case and case-to-ambient thermal resistances. The case-thermal reference is defined at the solder mounting surface of the drain pins. $R_{\theta JA}$ is guaranteed by design while $R_{\theta CA}$ is determined by the user's board design.

ELECTRICAL CHARACTERISTICS ($T_A = 25^\circ\text{C}$ unless otherwise noted)						
PARAMETER	CONDITIONS	SYMBOL	MIN.	TYP.	MAX.	UNIT
Static						
Drain-Source Breakdown Voltage	$V_{GS} = 0\text{V}, I_D = 250\mu\text{A}$	BV_{DSS}	30	--	--	V
Gate Threshold Voltage	$V_{GS} = V_{DS}, I_D = 250\mu\text{A}$	$V_{GS(TH)}$	1	1.6	2.5	V
Gate-Source Leakage Current	$V_{GS} = \pm 20\text{V}, V_{DS} = 0\text{V}$	I_{GSS}	--	--	± 100	nA
Drain-Source Leakage Current	$V_{GS} = 0\text{V}, V_{DS} = 30\text{V}$	I_{DSS}	--	--	1	μA
Drain-Source On-State Resistance (Note 3)	$V_{GS} = 10\text{V}, I_D = 13\text{A}$	$R_{DS(on)}$	--	6.2	8.5	m Ω
	$V_{GS} = 4.5\text{V}, I_D = 13\text{A}$		--	9	13	
Forward Transconductance (Note 3)	$V_{DS} = 5\text{V}, I_D = 13\text{A}$	g_{fs}	--	27	--	S
Dynamic (Note 4)						
Total Gate Charge	$V_{GS} = 10\text{V}, V_{DS} = 15\text{V}, I_D = 13\text{A}$	Q_g	--	14.3	--	nC
Total Gate Charge	$V_{GS} = 4.5\text{V}, V_{DS} = 15\text{V}, I_D = 13\text{A}$	Q_g	--	7.2	--	
Gate-Source Charge		Q_{gs}	--	2.6	--	
Gate-Drain Charge		Q_{gd}	--	3.4	--	
Input Capacitance	$V_{GS} = 0\text{V}, V_{DS} = 15\text{V}, f = 1.0\text{MHz}$	C_{iss}	--	817	--	pF
Output Capacitance		C_{oss}	--	155	--	
Reverse Transfer Capacitance		C_{rss}	--	96	--	
Gate Resistance	$f = 1.0\text{MHz}, \text{open drain}$	R_g	0.8	2.8	5.6	Ω
Switching (Note 4)						
Turn-On Delay Time	$V_{GS} = 10\text{V}, V_{DS} = 15\text{V}, I_D = 15\text{A}, R_G = 3.3\Omega,$	$t_{d(on)}$	--	4.8	--	ns
Rise Time		t_r	--	12.5	--	
Turn-Off Delay Time		$t_{d(off)}$	--	27.6	--	
Fall Time		t_f	--	8.2	--	
Source-Drain Diode						
Diode Forward Voltage (Note 3)	$V_{GS} = 0\text{V}, I_S = 13\text{A}$	V_{SD}	--	--	1	V
Reverse Recovery Time	$I_S = 13\text{A}, di/dt = 100\text{A}/\mu\text{s}$	t_{rr}	--	13	--	ns
Reverse Recovery Charge		Q_{rr}	--	6.3	--	nC

Notes:

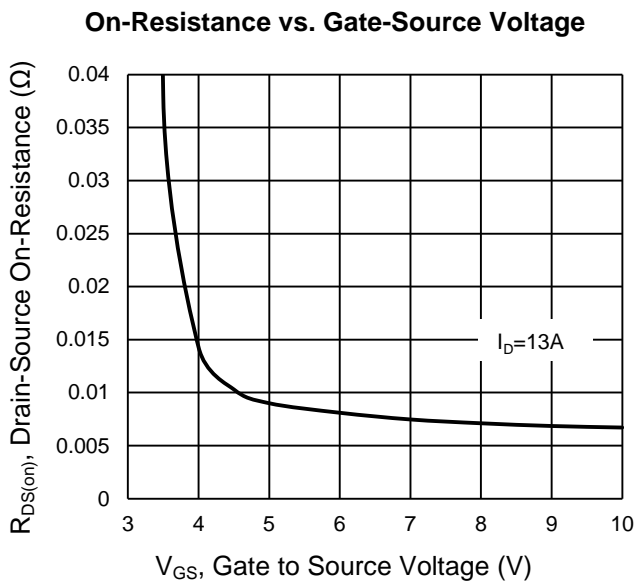
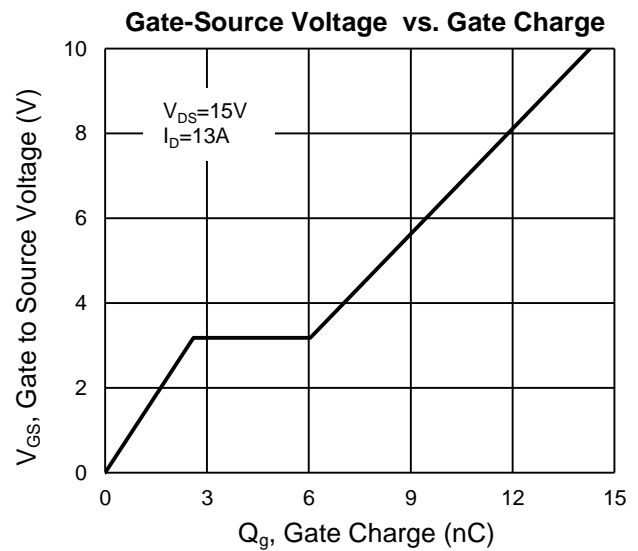
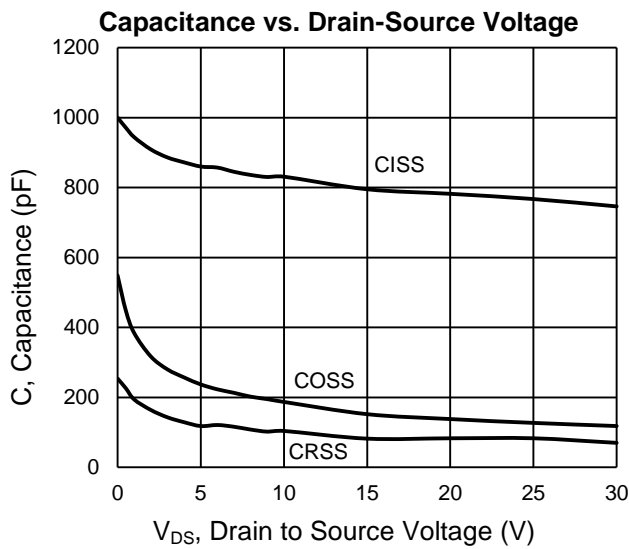
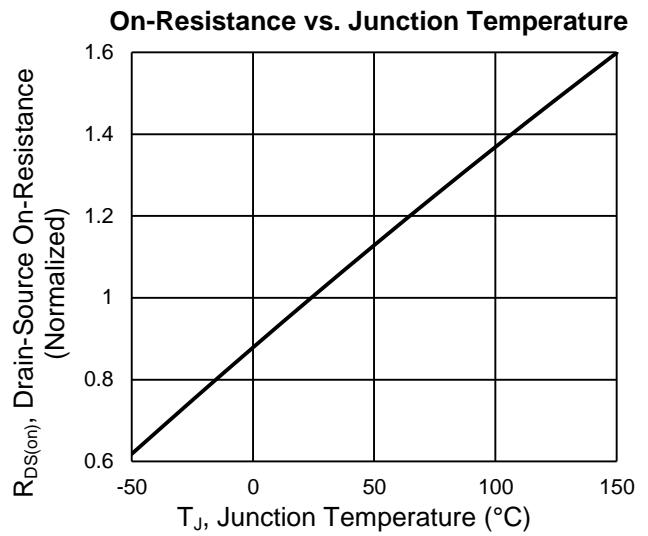
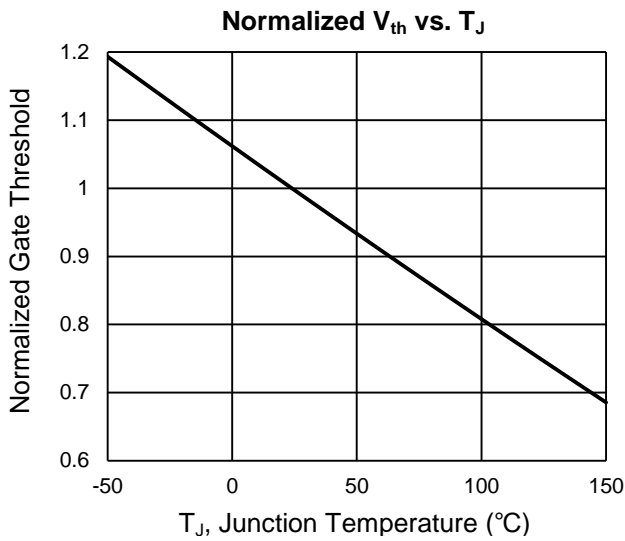
- Current limited by package.
- $L = 0.1\text{mH}, V_{GS} = 10\text{V}, V_{DS} = 25\text{V}, R_G = 25\Omega, I_{AS} = 23\text{A}$, Starting $T_J = 25^\circ\text{C}$
- Pulse test: Pulse Width $\leq 300\mu\text{s}$, duty cycle $\leq 2\%$.
- Switching time is essentially independent of operating temperature.

ORDERING INFORMATION

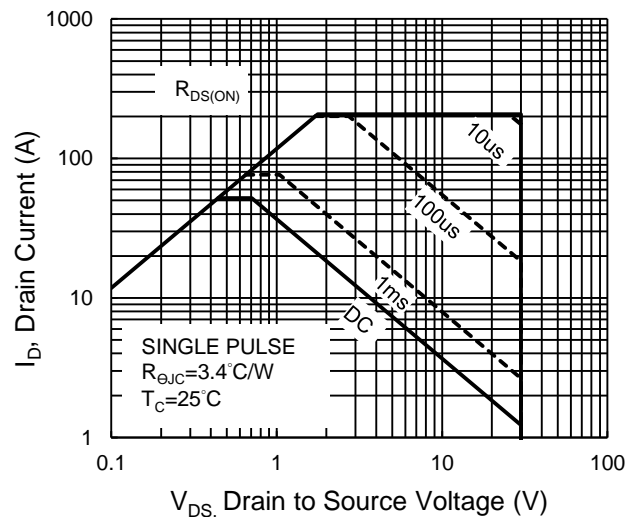
PART NO.	PACKAGE	PACKING
TSM085N03PQ33 RGG	PDFN33	5,000pcs / 13" Reel

CHARACTERISTICS CURVES

($T_A = 25^\circ\text{C}$ unless otherwise noted)



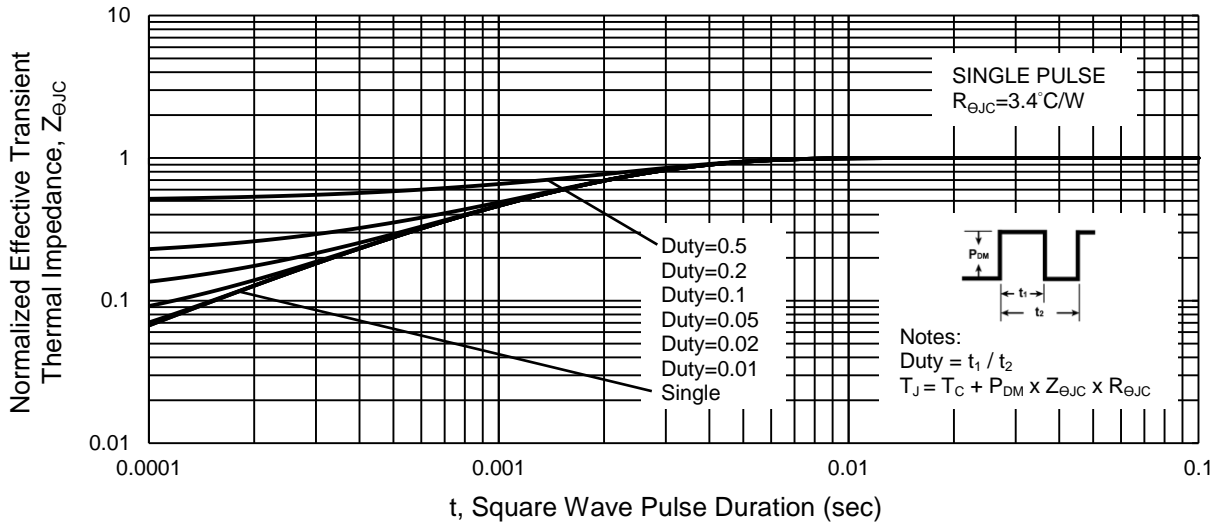
Maximum Safe Operating Area, Junction-to-Case



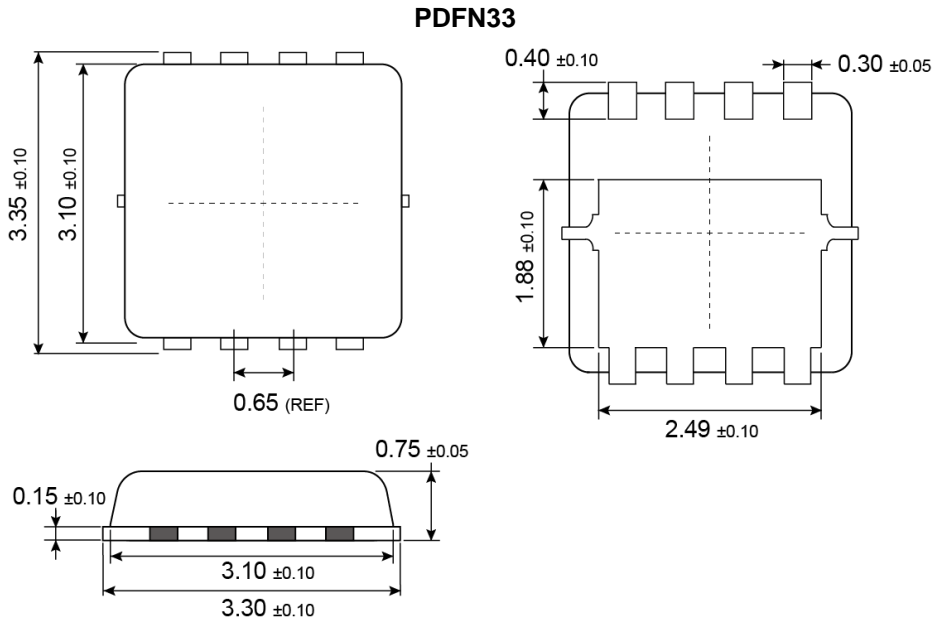
CHARACTERISTICS CURVES

($T_A = 25^\circ\text{C}$ unless otherwise noted)

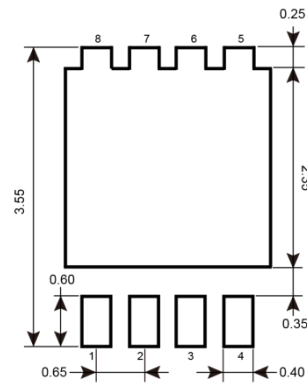
Normalized Thermal Transient Impedance, Junction-to-Case



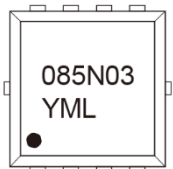
PACKAGE OUTLINE DIMENSIONS (Unit: Millimeters)



SUGGESTED PAD LAYOUT (Unit: Millimeters)



MARKING DIAGRAM



- Y** = Year Code
- M** = Month Code for Halogen Free Product
 - O** =Jan **P** =Feb **Q** =Mar **R** =Apr
 - S** =May **T** =Jun **U** =Jul **V** =Aug
 - W** =Sep **X** =Oct **Y** =Nov **Z** =Dec
- L** = Lot Code (1~9, A~Z)

Notice

Specifications of the products displayed herein are subject to change without notice. TSC or anyone on its behalf, assumes no responsibility or liability for any errors or inaccuracies.

Information contained herein is intended to provide a product description only. No license, express or implied, to any intellectual property rights is granted by this document. Except as provided in TSC's terms and conditions of sale for such products, TSC assumes no liability whatsoever, and disclaims any express or implied warranty, relating to sale and/or use of TSC products including liability or warranties relating to fitness for a particular purpose, merchantability, or infringement of any patent, copyright, or other intellectual property right.

The products shown herein are not designed for use in medical, life-saving, or life-sustaining applications. Customers using or selling these products for use in such applications do so at their own risk and agree to fully indemnify TSC for any damages resulting from such improper use or sale.

Looking for pricing, stock, or lifecycle information?

Click below to explore more details on WIN SOURCE:

- ⊖ [View TSM085N03PQ33 RGG on WIN SOURCE](#)
- ⊖ [Taiwan Semiconductor](#) Information

Optimize Your Supply Chain with WIN SOURCE Solutions

- ✓ Global Sourcing Solution
- ✓ Obsolete Management
- ✓ Cost Control Management
- ✓ Shortage Management
- ✓ Alternative Solution
- ✓ Excess Inventory Management