



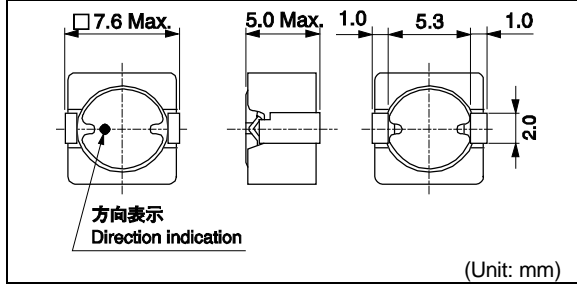
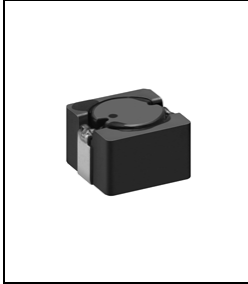
**THE DATASHEET OF
B1047AS-221M=P3**



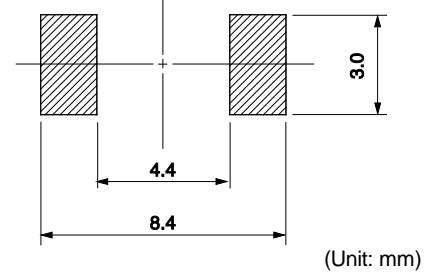
DS75LC



Inductance Range: 1.0~470μH



Recommended patterns
推荐焊盘尺寸



FEATURES 特点

- 7.6 mm Max. square and 5.0 mm Max. height.
- Magnetically shielded construction and low DC resistance.
- Suitable for large currents.
- Operating temperature : -40~+85°C
- 最大7.6毫米的平面，最大高度5.0毫米
- 磁性屏蔽结构和低直流电阻
- 适合大电流
- 使用温度范围：-40~+85°C

STANDARD PART NUMBERS 标准零件号码

TYPE DS75LC (Quantity/reel; 1000 PCS)

| 零件号码 | 电感值 ⁽¹⁾ | 公差 | 最大直流电阻 ⁽²⁾ (典型) | 最大电感减小电流 ⁽³⁾ (典型) | 最大温度上升电流 ⁽³⁾ (典型) |
|-----------------|-----------------------------------|------------------|--|--|---|
| Part Number | Inductance ⁽¹⁾ (μH) | Tolerance (%) | DC Resistance ⁽²⁾ (mΩ) Max. (Typ.) | Inductance Decrease Current ⁽³⁾ (A) Max. (Typ.) $\frac{\Delta L}{L} = 30\%$ | Temperature Rise Current ⁽³⁾ $\Delta T = 40^\circ\text{C}$ (A) Max. (Typ.) |
| B1047AS-1R0N=P3 | 1.0 | ±30 | 12 (10) | 9.2 (12.3) | 6.4 (7.6) |
| B1047AS-1R5N=P3 | 1.5 | ±30 | 14 (11) | 7.7 (10.3) | 5.9 (7.0) |
| B1047AS-2R2N=P3 | 2.2 | ±30 | 16 (13) | 6.5 (8.7) | 5.5 (6.5) |
| B1047AS-2R7N=P3 | 2.7 | ±30 | 18 (15) | 5.6 (7.6) | 5.1 (6.0) |
| B1047AS-3R6N=P3 | 3.6 | ±30 | 23 (19) | 5.0 (6.7) | 4.4 (5.2) |
| B1047AS-4R7N=P3 | 4.7 | ±30 | 26 (21) | 4.5 (6.0) | 4.1 (4.9) |
| B1047AS-5R6N=P3 | 5.6 | ±30 | 32 (27) | 4.0(5.4) | 3.5 (4.1) |
| B1047AS-6R8N=P3 | 6.8 | ±30 | 36 (30) | 3.6 (4.9) | 3.4 (4.0) |
| B1047AS-8R2N=P3 | 8.2 | ±30 | 42 (35) | 3.2 (4.3) | 3.0 (3.6) |
| B1047AS-100M=P3 | 10 | ±20 | 53 (44) | 2.9 (3.9) | 2.7 (3.2) |
| B1047AS-120M=P3 | 12 | ±20 | 63 (52) | 2.7 (3.7) | 2.4 (2.8) |
| B1047AS-150M=P3 | 15 | ±20 | 71 (59) | 2.4 (3.3) | 2.2 (2.6) |
| B1047AS-180M=P3 | 18 | ±20 | 110 (84) | 2.2 (2.9) | 1.9 (2.2) |
| B1047AS-220M=P3 | 22 | ±20 | 120 (92) | 2.0 (2.7) | 1.8 (2.1) |
| B1047AS-270M=P3 | 27 | ±20 | 130 (105) | 1.8 (2.5) | 1.6 (1.9) |
| B1047AS-330M=P3 | 33 | ±20 | 170 (135) | 1.64 (2.2) | 1.5 (1.7) |
| B1047AS-390M=P3 | 39 | ±20 | 180 (145) | 1.50 (2.0) | 1.4 (1.6) |
| B1047AS-470M=P3 | 47 | ±20 | 200 (160) | 1.38 (1.8) | 1.3 (1.5) |
| B1047AS-560M=P3 | 56 | ±20 | 230 (185) | 1.24 (1.7) | 1.2 (1.4) |
| B1047AS-680M=P3 | 68 | ±20 | 280 (230) | 1.13 (1.5) | 1.0 (1.2) |
| B1047AS-820M=P3 | 82 | ±20 | 320 (260) | 1.00 (1.4) | 0.94 (1.1) |
| B1047AS-101M=P3 | 100 | ±20 | 460 (380) | 0.94 (1.3) | 0.77 (0.91) |
| B1047AS-151M=P3 | 150 | ±20 | 710 (585) | 0.76 (1.0) | 0.60 (0.71) |
| B1047AS-221M=P3 | 220 | ±20 | 1100 (915) | 0.62 (0.8) | 0.47 (0.55) |
| B1047AS-331M=P3 | 330 | ±20 | 1400 (1160) | 0.51 (0.7) | 0.41 (0.48) |
| B1047AS-471M=P3 | 470 | ±20 | 1700 (1400) | 0.43 (0.6) | 0.37 (0.44) |

(1) Inductance is measured with a LCR meter 4284A (Agilent Technologies) or equivalent.
Test frequency at 100kHz

(2) DC resistance is measured with 34420A (Agilent Technologies) or 3541 (HIOKI). (Reference ambient temperature 25°C)

(3) Maximum allowable DC current is that which causes a 10% inductance reduction from the initial value, or coil temperature to rise by 40°C, whichever is smaller. (Reference ambient temperature 20°C)

(1) LCR仪表4284A (Agilent技术)或者功能相同的仪器在100kHz下测试电感值。

(2) 通过数码万用表34420A (Agilent技术) 或者3541(HIOKI)测试直流电阻。(环境温度为25°C)

(3) 允许最大直流电的范围是以下两者中比较小的一个：引起电感值从最初值降低10%，或者线圈温度升高40°C。(参考周围环境温度20°C)。

Looking for pricing, stock, or lifecycle information?

Click below to explore more details on WIN SOURCE:

- [View B1047AS-221M=P3 on WIN SOURCE](#)
- [Murata Electronics North America Information](#)

Optimize Your Supply Chain with WIN SOURCE Solutions

- ✓ Global Sourcing Solution
- ✓ Obsolete Management
- ✓ Cost Control Management
- ✓ Shortage Management
- ✓ Alternative Solution
- ✓ Excess Inventory Management