




# SCREW TERMINAL CAPACITORS

## High Capacitance Computer Grade

Type DCM - Best Value Capacitance/Type DCMX - Maximum Capacitance



These aluminum electrolytic capacitors are designed for power supply filters, welding equipment, computer hold up power and other industrial applications where large capacitance, low ESR and high ripple current are required.

### Performance Highlights:

- Capacitance 66 uF to 1,100,000 uF
- Voltage 6.3 Vdc to 450 Vdc
- Operating temperature -40°C to +85°C
- 1000 hours full-ripple life test at +85°C
- 100 hours shelf life test at +85°C

- Standard capacitance tolerances  
 < 200 Vdc = -10 to +75%  
 ≥ 200 Vdc = -10 to +50%
- Leakage current ≤ 0.005C uA (6 mA max)

### Ratings:

Capacitance uF	ESR max ohms		Ripple amps 85°C		Nominal Case Size D x L (inches)	Catalog Number
	120Hz,	20kHz	120Hz,	20kHz		
<b>6.3 Vdc - 8 Vdc Surge</b>						
23000	0.0510	0.0350	4.9	7.1	1 1/2 x 1 1/2	DCM233U6R3AK2B
34000	0.0340	0.0240	6.3	9.0	1 1/2 x 2 1/2	DCM343U6R3AA2B
34000	0.0510	0.0350	4.9	7.1	1 1/2 x 1 1/2	DCMX343U6R3AK2B
49000	0.0240	0.0170	7.8	10.8	1 1/2 x 2 1/2	DCM493U6R3AH2B
51000	0.0300	0.0210	6.8	9.6	1 1/2 x 2 1/2	DCMX513U6R3AA2B
65000	0.0190	0.0130	8.9	12.1	1 1/2 x 3 1/2	DCM653U6R3AB2B
73000	0.0230	0.0160	8.0	11.2	1 1/2 x 2 1/2	DCMX733U6R3AH2B
95000	0.0140	0.0100	10.4	13.6	1 1/2 x 4 1/2	DCM953U6R3AC2B
95000	0.0190	0.0130	8.9	12.1	1 1/2 x 3 1/2	DCMX953U6R3AB2B
130000	0.0140	0.0110	12.0	14.9	2 x 3 1/2	DCM134U6R3BB2B
140000	0.0110	0.0081	11.2	13.8	1 1/2 x 5 1/2	DCM144U6R3AF2B
140000	0.0140	0.0100	10.4	13.6	1 1/2 x 4 1/2	DCMX144U6R3AC2B
160000	0.0120	0.0095	11.6	13.6	1 1/2 x 4 1/2	DCM164U6R3EC2B
190000	0.0130	0.0100	12.6	15.7	2 x 4 1/2	DCMX194U6R3BB2B
200000	0.0100	0.0074	14.7	17.9	2 x 4 1/2	DCM204U6R3BC2B
210000	0.0110	0.0086	10.9	13.4	1 1/2 x 5 1/2	DCMX214U6R3AF2B
230000	0.0094	0.0073	13.1	15.4	1 1/2 x 4 1/2	DCMX234U6R3EC2B
300000	0.0100	0.0073	14.7	17.9	2 x 4 1/2	DCMX304U6R3BC2B
310000	0.0069	0.0053	16.9	20.0	2 x 5 1/2	DCM314U6R3BF2B
330000	0.0068	0.0054	19.6	22.6	2 1/2 x 4 1/2	DCM334U6R3CC2B
450000	0.0069	0.0053	16.9	20.0	2 x 5 1/2	DCMX454U6R3BF2B
470000	0.0064	0.0054	20.7	22.4	3 x 4 1/2	DCM474U6R3DC2B
480000	0.0068	0.0054	19.6	22.6	2 1/2 x 4 1/2	DCMX484U6R3CC2B
500000	0.0049	0.0044	22.9	25.9	2 1/2 x 5 1/2	DCM504U6R3CF2B
560000	0.0049	0.0054	18.9	19.8	3 x 5 1/2	DCM564U6R3DE2B
670000	0.0062	0.0053	20.7	22.4	3 x 4 1/2	DCMX674U6R3DC2B
710000	0.0047	0.0041	24.5	26.2	3 x 5 1/2	DCM714U6R3DF2B
740000	0.0045	0.0040	24.7	26.4	3 x 5 1/2	DCMX744U6R3DP2B
740000	0.0049	0.0039	22.9	25.9	2 1/2 x 5 1/2	DCM744U6R3CF2B
900000	0.0049	0.0043	23.5	25.2	3 x 5 1/2	DCMX904U6R3DE2B
900000	0.0045	0.0040	24.5	26.2	3 x 5 1/2	DCMX105U6R3DF2B
1100000	0.0044	0.0039	24.7	26.4	3 x 5 1/2	DCMX115U6R3DP2B
<b>7.5 Vdc - 9 Vdc Surge</b>						
21000	0.0510	0.0350	4.8	7.1	1 1/2 x 1 1/2	DCM213U7R5AK2B
31000	0.0350	0.0240	6.2	9.0	1 1/2 x 2 1/2	DCM313U7R5AA2B
33000	0.0510	0.0350	4.8	7.1	1 1/2 x 1 1/2	DCMX333U7R5AK2B
45000	0.0240	0.0170	7.7	10.8	1 1/2 x 2 1/2	DCM453U7R5AH2B

Capacitance uF	ESR max ohms		Ripple amps 85°C		Nominal Case Size D x L (inches)	Catalog Number
	120Hz,	20kHz	120Hz,	20kHz		
<b>7.5 Vdc - 9 Vdc Surge</b>						
49000	0.0300	0.0210	6.7	9.6	1 1/2 x 2 1/2	DCMX493U7R5AA2B
59000	0.0190	0.0130	8.8	12.1	1 1/2 x 3 1/2	DCM593U7R5AB2B
71000	0.0230	0.0160	7.9	11.2	1 1/2 x 2 1/2	DCMX713U7R5AH2B
87000	0.0140	0.0100	10.3	13.6	1 1/2 x 4 1/2	DCM873U7R5AC2B
92000	0.0190	0.0130	8.8	12.1	1 1/2 x 3 1/2	DCMX923U7R5AB2B
120000	0.0140	0.0110	11.9	14.9	2 x 3 1/2	DCM124U7R5BB2B
130000	0.0110	0.0081	11.1	13.8	1 1/2 x 5 1/2	DCM134U7R5AF2B
140000	0.0140	0.0100	10.3	13.6	1 1/2 x 4 1/2	DCMX144U7R5AC2B
140000	0.0120	0.0095	11.5	13.6	1 1/2 x 4 1/2	DCM144U7R5EC2B
180000	0.0100	0.0074	14.6	17.9	2 x 4 1/2	DCM184U7R5BC2B
190000	0.0130	0.0100	12.5	15.7	2 x 3 1/2	DCMX194U7R5BB2B
200000	0.0120	0.0086	10.8	13.4	1 1/2 x 5 1/2	DCM204U7R5AF2B
220000	0.0095	0.0073	13.1	15.4	1 1/2 x 4 1/2	DCMX224U7R5EC2B
280000	0.0070	0.0053	16.8	20.0	2 x 5 1/2	DCM284U7R5BF2B
290000	0.0100	0.0073	14.6	17.9	2 x 4 1/2	DCMX294U7R5BC2B
300000	0.0069	0.0054	19.5	22.6	2 1/2 x 4 1/2	DCM304U7R5CC2B
430000	0.0064	0.0055	20.6	22.4	3 x 4 1/2	DCM434U7R5DC2B
440000	0.0069	0.0053	16.8	20.0	2 x 5 1/2	DCMX444U7R5BF2B
460000	0.0049	0.0040	22.8	25.9	2 1/2 x 5 1/2	DCM464U7R5CF2B
470000	0.0068	0.0054	19.5	22.6	2 1/2 x 4 1/2	DCMX474U7R5CC2B
510000	0.0066	0.0059	18.9	19.8	3 x 5 1/2	DCM514U7R5DE2B
650000	0.0047	0.0041	24.4	26.2	3 x 5 1/2	DCM654U7R5DF2B
650000	0.0062	0.0053	20.6	22.4	3 x 4 1/2	DCMX654U7R5DC2B
680000	0.0045	0.0040	24.7	26.4	3 x 5 1/2	DCM684U7R5DP2B
710000	0.0049	0.0039	22.8	25.9	2 1/2 x 5 1/2	DCMX714U7R5CF2B
870000	0.0050	0.0043	23.4	25.2	3 x 5 1/2	DCMX874U7R5DE2B
980000	0.0046	0.0040	24.4	26.2	3 x 5 1/2	DCMX984U7R5DF2B
1000000	0.0044	0.0039	24.7	26.4	3 x 5 1/2	DCMX105U7R5DP2B
<b>10 Vdc - 12 Vdc Surge</b>						
*6000	0.1300	0.0830	3.5	6.2	1 1/2 x 2 1/2	DCM602U010AA2B
*7200	0.1100	0.0710	3.7	6.4	1 1/2 x 2 1/2	DCM722U010AA2B
17000	0.0510	0.0350	4.8	7.1	1 1/2 x 1 1/2	DCM173U010AK2B
25000	0.0350	0.0240	6.2	9.0	1 1/2 x 2 1/2	DCM253U010AA2B
29000	0.0510	0.0350	4.8	7.1	1 1/2 x 1 1/2	DCMX293U010AK2B
36000	0.0240	0.0170	7.7	10.8	1 1/2 x 2 1/2	DCM363U010AH2B
43000	0.0300	0.0210	6.7	9.6	1 1/2 x 2 1/2	DCMX433U010AA2B
47000	0.0190	0.0130	8.8	12.1	1 1/2 x 3 1/2	DCM473U010AB2B

\* Stock Rating

**Best-Value Table**

Here's how to decide which screw-terminal capacitor is best for your application. Our capacitor types are ranked below on six characteristics. 100% is the best score, and all lower-scoring types are ranked against the 100% best type.

Select types for review which have high scores on your most important characteristics and then compare specifications to make your final choice. For other characteristics and product strengths, refer to the Application Chart in this section.

You can get combination rankings by multiplying scores together. As an illustration, suppose that you want to rank our types by lowest cost ripple capability. Just multiply the low cost score by the high ripple current score to find that the Type 500R is the best value with a score of 67.2%. ( $0.84 \times 0.80 = 0.672$  or 67.2%) compared to the 550's next-best score of 65%. ( $1.00 \times 0.65 = 0.65$  or 65%).

Type	High Capacitance	Low ESR	Low Hi-Frequency Impedance	High Ripple Current	Long Life	Low Cost
DCM	61%	65%	94%	56%	10%	100%
DCMX	100%	65%	94%	56%	10%	87%
500	58%	25%	83%	69%	25%	85%
500X	88%	19%	83%	69%	25%	74%
500R	87%	21%	83%	84%	27%	80%
550	67%	79%	94%	100%	23%	65%
101	51%	93%	94%	89%	36%	63%
101X	87%	93%	94%	89%	36%	55%
139R	6.2%	100%	100%	47%	10%	83%
125	5.8%	60%	97%	49%	100%	23%

**High Capacitance**

100% means highest available capacitance.

**Low ESR**

100% means lowest ESR per unit capacitance and is most representative of low voltage ratings.

**Low Hi-Frequency Impedance**

100% means lowest impedance at 10 to 20 kHz.

**High Ripple Current**

100% means highest available ripple current.

**Long Life**

100% means longest life based on life test capability and dc leakage current and adjusted for extended-life test data.

**Low Cost**

100% means lowest 1000 piece price per unit capacitance and is most representative of 10,000 uf and 10 Vdc.

Not for new design use DCMC series

# SCREW TERMINAL CAPACITORS

Capacitance uF	ESR max ohms		Ripple amps 85°C		Nominal Case Size D x L (inches)	Catalog Number
	120Hz	20kHz	120Hz	20kHz		
<b>10 Vdc - 12 Vdc Surge</b>						
62000	0.0230	0.0160	7.9	11.2	1 1/2 x 2 1/2	DCMX623U010AH2B
70000	0.0140	0.0100	10.3	13.6	1 1/2 x 4 1/2	DCM703U010AC2B
81000	0.0190	0.0130	8.8	12.1	1 1/2 x 3 1/2	DCMX813U010AB2B
97000	0.0140	0.0110	11.9	14.9	2 x 3 1/2	DCM973U010BB2B
100000	0.0110	0.0081	11.1	13.8	1 1/2 x 5 1/2	DCM104U010AF2B
120000	0.0140	0.0100	10.3	13.6	1 1/2 x 4 1/2	DCMX124U010AC2B
120000	0.0120	0.0100	11.5	13.6	1 1/2 x 4 1/2	DCM124U010EC2B
150000	0.0100	0.0074	14.6	17.9	2 x 4 1/2	DCM154U010BC2B
170000	0.0130	0.0100	12.5	15.7	2 x 3 1/2	DCMX174U010BB2B
180000	0.0120	0.0086	10.8	13.4	1 1/2 x 5 1/2	DCMX184U010AF2B
200000	0.0095	0.0073	13.1	15.4	1 1/2 x 4 1/2	DCMX204U010EC2B
230000	0.0070	0.0054	16.8	20.0	2 x 5 1/2	DCM234U010BF2B
240000	0.0069	0.0054	19.5	22.6	2 1/2 x 4 1/2	DCM244U010CC2B
250000	0.0100	0.0074	14.6	17.9	2 x 4 1/2	DCMX254U010BC2B
350000	0.0066	0.0056	20.6	22.4	3 x 4 1/2	DCM354U010DC2B
370000	0.0050	0.0040	22.8	25.9	2 1/2 x 5 1/2	DCM374U010CF2B
390000	0.0069	0.0053	16.8	20.0	2 x 5 1/2	DCMX394U010BF2B
410000	0.0068	0.0054	19.5	22.6	2 1/2 x 4 1/2	DCMX414U010CC2B
450000	0.0070	0.0063	18.9	19.8	3 x 5 1/2	DCM454U010DE2B
540000	0.0048	0.0042	24.4	26.2	3 x 5 1/2	DCM544U010DF2B
560000	0.0046	0.0040	24.7	26.4	3 x 5 1/2	DCM564U010DP2B
580000	0.0063	0.0054	20.6	22.4	3 x 4 1/2	DCMX584U010DC2B
630000	0.0049	0.0040	22.8	25.9	2 1/2 x 5 1/2	DCMX634U010CF2B
780000	0.0050	0.0044	23.4	25.2	3 x 5 1/2	DCMX784U010DE2B
880000	0.0046	0.0040	24.4	26.2	3 x 5 1/2	DCMX884U010DF2B
920000	0.0045	0.0039	24.7	26.4	3 x 5 1/2	DCMX924U010DP2B
<b>16 Vdc 20 Vdc Surge</b>						
*5500	0.0980	0.0640	3.9	6.4	1 1/2 x 2 1/2	DCM552U016AA2B
*7500	0.0760	0.0510	4.3	6.4	1 1/2 x 2 1/2	DCM752U016AA2B
*8900	0.0670	0.0460	4.4	6.3	1 1/2 x 2 1/2	DCM892U016AA2B
*9200	0.0590	0.0390	5.4	8.6	1 1/2 x 3 1/2	DCM922U016AB2B
11000	0.0510	0.0350	4.8	7.0	1 1/2 x 3 1/2	DCM113U016AK2B
*13000	0.0430	0.0290	6.3	9.6	1 1/2 x 4 1/2	DCM133U016AC2B
17000	0.0350	0.0240	6.2	8.9	1 1/2 x 2 1/2	DCM173U016AA2B
20000	0.0510	0.0350	4.8	7.0	1 1/2 x 3 1/2	DCMX203U016AK2B
24000	0.0240	0.0170	7.7	10.8	1 1/2 x 2 1/2	DCM243U016AH2B
*31000	0.0300	0.0230	8.4	10.5	2 x 4 1/2	DCM313U016BC2B
31000	0.0300	0.0210	6.7	9.6	1 1/2 x 2 1/2	DCMX313U016AC2B
32000	0.0190	0.0130	8.8	12.1	1 1/2 x 3 1/2	DCM323U016AB2B
44000	0.0230	0.0160	7.9	11.2	1 1/2 x 2 1/2	DCMX443U016AA2B
47000	0.0140	0.0100	10.3	13.6	1 1/2 x 4 1/2	DCM473U016AC2B
*50000	0.0170	0.0120	11.7	15.4	2 x 4 1/2	DCM503U016AC2B
58000	0.0190	0.0130	8.8	12.1	1 1/2 x 3 1/2	DCMX583U016AC2B
65000	0.0140	0.0110	11.9	14.8	2 x 3 1/2	DCM653U016BB2B
69000	0.0110	0.0081	11.1	13.8	1 1/2 x 5 1/2	DCM693U016AF2B
78000	0.0120	0.0100	11.5	13.6	1 1/2 x 4 1/2	DCM783U016EC2B
85000	0.0140	0.0100	10.3	13.6	1 1/2 x 4 1/2	DCMX853U016AC2B
100000	0.0100	0.0074	14.6	17.8	2 x 4 1/2	DCM104U016BC2B
120000	0.0130	0.0100	12.5	15.6	2 x 3 1/2	DCMX124U016BB2B
130000	0.0120	0.0086	10.8	13.4	1 1/2 x 5 1/2	DCMX134U016AF2B
140000	0.0100	0.0074	13.1	15.4	1 1/2 x 4 1/2	DCMX144U016EC2B
150000	0.0070	0.0054	16.8	20.0	2 x 5 1/2	DCM154U016BF2B
160000	0.0069	0.0055	19.5	22.6	2 1/2 x 4 1/2	DCM164U016CC2B
180000	0.0100	0.0074	14.6	17.8	2 x 4 1/2	DCMX184U016BC2B
240000	0.0067	0.0057	20.6	22.4	3 x 4 1/2	DCM244U016DC2B
250000	0.0050	0.0040	22.8	25.8	2 1/2 x 5 1/2	DCM254U016CF2B
280000	0.0070	0.0054	16.8	20.0	2 x 5 1/2	DCMX284U016BF2B
300000	0.0069	0.0054	19.5	22.6	2 1/2 x 4 1/2	DCMX304U016CC2B
310000	0.0048	0.0065	18.9	19.8	3 x 5 1/2	DCM314U016DE2B
370000	0.0048	0.0042	24.4	26.2	3 x 5 1/2	DCM374U016DF2B
380000	0.0048	0.0041	24.7	26.4	3 x 5 1/2	DCM384U016DP2B
430000	0.0066	0.0056	20.6	22.4	3 x 4 1/2	DCMX434U016DC2B
450000	0.0049	0.0040	22.8	25.8	2 1/2 x 5 1/2	DCMX454U016CF2B
570000	0.0052	0.0045	23.4	25.2	3 x 5 1/2	DCMX574U016DE2B
600000	0.0070	0.0067	16.8	17.1	3 x 8 1/2	DCM604U016DG2B
650000	0.0047	0.0041	24.4	26.2	3 x 5 1/2	DCMX654U016DF2B
800000	0.0046	0.0040	24.7	26.4	3 x 5 1/2	DCMX804U016DP2B
930000	0.0065	0.0063	16.5	16.8	3 x 8 1/2	DCMX934U016DG2B
<b>25 Vdc 30 Vdc Surge</b>						
*2700	0.1400	0.0880	3.2	6.0	1 1/2 x 2 1/2	DCM272U025AA2B
*4500	0.0910	0.0580	3.9	6.3	1 1/2 x 2 1/2	DCM452U025AA2B
*4700	0.0880	0.0560	4.0	6.3	1 1/2 x 2 1/2	DCM472U025AA2B

Capacitance uF	ESR max ohms		Ripple amps 85°C		Nominal Case Size D x L (inches)	Catalog Number
	120Hz	20kHz	120Hz	20kHz		
<b>25 Vdc - 30 Vdc Surge</b>						
*5500	0.0720	0.0450	4.8	8.2	1 1/2 x 3 1/2	DCM552U025AB2B
*5600	0.0710	0.0440	4.8	8.3	1 1/2 x 3 1/2	DCM562U025AB2B
*6800	0.0660	0.0450	4.3	6.1	1 1/2 x 2 1/2	DCM682U025AA2B
7900	0.0540	0.0360	4.6	6.9	1 1/2 x 1 1/2	DCM792U025AK2B
*8200	0.0500	0.0320	5.8	9.4	1 1/2 x 4 1/2	DCM822U025AC2B
*8900	0.0480	0.0310	5.6	8.5	1 1/2 x 3 1/2	DCM892U025AB2B
*9000	0.0470	0.0310	5.6	8.5	1 1/2 x 3 1/2	DCM902U025AB2B
*10000	0.0440	0.0290	5.8	8.5	1 1/2 x 3 1/2	DCM103U025AC2B
12000	0.0370	0.0240	5.9	8.8	1 1/2 x 2 1/2	DCM123U025AA2B
*13000	0.0340	0.0230	6.7	9.6	1 1/2 x 4 1/2	DCM133U025AC2B
14000	0.0540	0.0360	4.6	6.9	1 1/2 x 1 1/2	DCM143U025AK2B
*16000	0.0290	0.0200	7.0	9.5	1 1/2 x 4 1/2	DCM163U025AC2B
17000	0.0260	0.0170	7.4	10.7	1 1/2 x 2 1/2	DCM173U025AH2B
*18000	0.0350	0.0250	8.0	10.8	2 x 4 1/2	DCM183U025BC2B
*18000	0.0270	0.0190	7.1	9.5	1 1/2 x 4 1/2	DCM183U025AC2B
21000	0.0320	0.0210	6.4	9.5	1 1/2 x 2 1/2	DCMX213U025AA2B
22000	0.0200	0.0140	8.4	11.9	1 1/2 x 3 1/2	DCM223U025AB2B
*29000	0.0210	0.0140	10.9	15.6	2 x 4 1/2	DCM293U025BC2B
*30000	0.0200	0.0130	11.0	15.6	2 x 4 1/2	DCM303U025BC2B
30000	0.0240	0.0160	7.6	9.9	1 1/2 x 2 1/2	DCMX303U025AH2B
*32000	0.0190	0.0130	11.1	15.5	2 x 4 1/2	DCM323U025BC2B
33000	0.0140	0.0100	13.1	17.3	1 1/2 x 4 1/2	DCM333U025AC2B
39000	0.0200	0.0140	8.4	11.9	1 1/2 x 3 1/2	DCMX393U025AB2B
*41000	0.0160	0.0120	11.5	14.9	2 x 4 1/2	DCM413U025BC2B
*43000	0.0160	0.0120	13.1	17.1	2 1/2 x 4 1/2	DCM433U025CC2B
46000	0.0150	0.0110	13.5	14.7	2 x 3 1/2	DCM463U025BB2B
*47000	0.0150	0.0110	11.6	14.5	2 x 4 1/2	DCM473U025BC2B
49000	0.0110	0.0082	10.8	13.7	1 1/2 x 5 1/2	DCM493U025AF2B
*50000	0.0130	0.0110	13.5	16.5	2 1/2 x 4 1/2	DCM503U025CC2B
55000	0.0130	0.0100	11.2	13.5	1 1/2 x 4 1/2	DCM553U025EC2B
57000	0.0140	0.0100	10.0	13.5	1 1/2 x 4 1/2	DCMX573U025AC2B
70000	0.0100	0.0075	14.2	17.7	2 x 4 1/2	DCM703U025BC2B
79000	0.0140	0.0100	12.2	15.5	2 x 3 1/2	DCMX793U025BB2B
95000	0.0120	0.0087	10.4	13.3	1 1/2 x 5 1/2	DCMX953U025AC2B
95000	0.0100	0.0075	12.7	15.3	1 1/2 x 4 1/2	DCMX953U025EC2B
100000	0.0073	0.0054	16.4	19.9	2 x 5 1/2	DCM104U025BF2B
120000	0.0072	0.0055	19.1	22.5	2 1/2 x 4 1/2	DCM124U025CC2B
120000	0.0100	0.0075	14.2	17.7	2 x 4 1/2	DCMX124U025BC2B
170000	0.0069	0.0058	20.4	22.3	3 x 4 1/2	DCM174U025DC2B
180000	0.0052	0.0040	22.3	25.7	2 1/2 x 5 1/2	DCM184U025CF2B
190000	0.0073	0.0054	16.4	19.9	2 x 5 1/2	DCMX194U025AF2B
200000	0.0072	0.0055	19.1	22.5	2 1/2 x 4 1/2	DCMX204U025CC2B
220000	0.0075	0.0067	18.8	19.8	3 x 5 1/2	DCM224U025DE2B
260000	0.0050	0.0043	24.1	26.1	3 x 5 1/2	DCM264U025DF2B
270000	0.0048	0.0041	24.4	26.4	3 x 5 1/2	DCM274U025DP2B
290000	0.0068	0.0057	20.4	22.3	3 x 4 1/2	DCMX294U025DC2B
310000	0.0051	0.0040	22.3	25.7	2 1/2 x 5 1/2	DCMX314U025CF2B
400000	0.0054	0.0046	23.1	25.1	3 x 5 1/2	DCMX404U025DE2B
370000	0.0076	0.0072	16.7	17.1	3 x 8 1/2	DCM374U025DG2B
450000	0.0050	0.0042	24.1	26.1	3 x 5 1/2	DCMX454U025DF2B
470000	0.0048	0.0041	24.4	26.4	3 x 5 1/2	DCMX474U025DP2B
590000	0.0074	0.0070	16.4	16.8	3 x 8 1/2	DCMX594U025DG2B
<b>40 Vdc 50 Vdc Surge</b>						
*2200	0.1200	0.0740	3.4	5.6	1 1/2 x 2 1/2	DCM222U040AA2B
*2700	0.1000	0.0630	3.6	5.6	1 1/2 x 2 1/2	DCM272U040AA2B
*2900	0.0950	0.0610	3.7	5.6	1 1/2 x 2 1/2	DCM292U040AA2B
*3600	0.0730	0.0450	4.6	7.6	1 1/2 x 3 1/2	DCM362U040AB2B
*4000	0.0670	0.0420	4.8	7.7	1 1/2 x 3 1/2	DCM402U040AB2B
*4200	0.0640	0.0400	4.9	7.7	1 1/2 x 3 1/2	DCM422U040AB2B
*4700	0.0690	0.0480	4.0	5.2	1 1/2 x 2 1/2	DCM472U040AA2B
*5100	0.0550	0.0350	5.2	7.7	1 1/2 x 3 1/2	DCM512U040AB2B
5300	0.0570	0.0380	4.3	6.0	1 1/2 x 1 1/2	DCM532U040AK2B
*5800	0.0500	0.0320	5.3	7.7	1 1/2 x 3 1/2	DCM582U040AB2B
*6000	0.0480	0.0320	5.4	7.7	1 1/2 x 3 1/2	DCM602U040AB2B
*6200	0.0450	0.0290	5.9	8.8	1 1/2 x 4 1/2	DCM622U040AC2B
*7500	0.0390	0.0250	6.2	8.9	1 1/2 x 4 1/2	DCM752U040AC2B
7700	0.0570	0.0380	4.3	6.0	1 1/2 x 1 1/2	

# SCREW TERMINAL CAPACITORS

Capacitance uF	ESR max ohms 120Hz, 20kHz	Ripple amps 85°C 120Hz, 20kHz	Nominal Case Size D x L (inches)	Catalog Number
<b>40 Vdc - 50 Vdc Surge</b>				
12000	0.0330	0.0220	6.0 8.3	1% x 2% DCMX123U040AA2B
15000	0.0210	0.0140	7.9 10.6	1% x 3% DCM153U040AB2B
17000	0.0250	0.0170	7.1 9.7	1% x 2% DCMX173U040AH2B
*17000	0.0230	0.0150	9.9 14.3	2 x 3% DCM173U040BB2B
*20000	0.0210	0.0140	10.3 13.9	2 x 4% DCM203U040BC2B
22000	0.0150	0.0100	9.4 12.2	1% x 4% DCM223U040AC2B
22000	0.0210	0.0140	7.9 10.6	1% x 3% DCMX223U040AB2B
*23000	0.0190	0.0130	10.5 13.5	2 x 4% DCM233U040BC2B
31000	0.0170	0.0120	10.4 12.5	2 x 3% DCM313U040BB2B
32000	0.0150	0.0100	9.4 12.2	1% x 4% DCMX323U040AC2B
*33000	0.0130	0.0091	12.8 16.7	2 x 4% DCM333U040BC2B
33000	0.0120	0.0085	10.3 12.7	1% x 5% DCM333U040AF2B
37000	0.0150	0.0110	10.1 11.6	1 1/4 x 4% DCM373U040EC2B
45000	0.0150	0.0110	11.0 13.3	2 x 3% DCMX453U040BB2B
47000	0.0110	0.0085	12.9 15.4	2 x 4% DCM473U040BC2B
*47000	0.0160	0.0140	11.7 12.8	2 1/2 x 4% DCM473U040CC2B
48000	0.0130	0.0091	9.9 12.3	1% x 5% DCMX483U040AF2B
54000	0.0110	0.0089	11.4 13.2	1 1/4 x 4% DCMX543U040EC2B
69000	0.0110	0.0085	12.9 15.4	2 x 4% DCMX693U040BC2B
71000	0.0079	0.0061	15.1 17.6	2 x 5% DCM713U040BF2B
77000	0.0082	0.0065	17.0 19.4	2 1/2 x 4% DCM773U040CC2B
100000	0.0079	0.0061	15.1 17.6	2 x 5% DCMX104U040BF2B
110000	0.0082	0.0065	17.0 19.4	2 1/2 x 4% DCMX114U040CC2B
120000	0.0058	0.0047	20.2 22.7	2 1/2 x 5% DCM124U040CF2B
120000	0.0086	0.0074	17.1 18.9	3 x 4% DCM124U040DC2B
160000	0.0100	0.0090	16.2 16.8	3 x 5% DCM164U040DE2B
170000	0.0058	0.0047	20.2 22.7	2 1/2 x 5% DCMX174U040CF2B
170000	0.0085	0.0074	17.7 18.9	3 x 4% DCMX174U040DC2B
180000	0.0059	0.0052	21.6 22.9	3 x 5% DCM184U040DP2B
180000	0.0061	0.0053	21.3 22.6	3 x 5% DCM184U040DF2B
230000	0.0067	0.0058	20.3 21.6	3 x 5% DCMX234U040DE2B
260000	0.0061	0.0053	21.3 22.6	3 x 5% DCMX264U040DF2B
270000	0.0059	0.0051	21.6 22.9	3 x 5% DCMX274U040DP2B
300000	0.0110	0.0110	14.5 14.7	3 x 8% DCM304U040DG2B
400000	0.0110	0.0100	14.3 14.5	3 x 8% DCMX404U040DG2B

Capacitance uF	ESR max ohms 120Hz, 20kHz	Ripple amps 85°C 120Hz, 20kHz	Nominal Case Size D x L (inches)	Catalog Number
<b>50 Vdc 65 Vdc Surge</b>				
*2200	0.1100	0.0620	3.4 5.5	1% x 2% DCM222U050AA2B
*2400	0.0980	0.0590	3.5 5.5	1% x 2% DCM242U050AA2B
4000	0.0620	0.0380	4.0 5.9	1% x 1% DCM402U050AK2B
*4100	0.0580	0.0350	4.9 7.6	1% x 3% DCM412U050A2B
*4300	0.0560	0.0340	4.9 7.6	1% x 3% DCM432U050AB2B
*4800	0.0510	0.0320	5.1 7.5	1% x 3% DCM482U050A2B
*5000	0.0500	0.0310	5.1 7.5	1% x 3% DCM500U050B2B
5500	0.0620	0.0380	4.0 5.9	1% x 1% DCMX552U050AK2B
*6100	0.0400	0.0250	5.9 8.7	1% x 4% DCM612U050AC2B
6100	0.0420	0.0260	5.2 7.6	1% x 2% DCM612U050AA2B
*7500	0.0350	0.0220	6.2 8.6	1% x 4% DCM752U050AC2B
8300	0.0360	0.0230	5.6 8.1	1% x 2% DCMX832U050AA2B
8800	0.0290	0.0180	6.5 9.3	1% x 2% DCM882U050AH2B
*10000	0.0290	0.0200	6.4 8.3	1% x 4% DCM103U050AC2B
11000	0.0230	0.0150	7.5 10.5	1% x 3% DCM113U050AB2B
12000	0.0270	0.0170	6.7 9.6	1% x 2% DCMX123U050AH2B
16000	0.0230	0.0150	7.5 10.5	1% x 3% DCMX163U050AB2B
*16000	0.0340	0.0260	7.0 8.8	1% x 4% DCM163U050BC2B
17000	0.0160	0.0110	8.1 11.1	1% x 4% DCM173U050AC2B
*20000	0.0200	0.0130	10.1 13.1	2 x 4% DCM203U050BC2B
23000	0.0180	0.0130	10.0 12.4	2 x 3% DCM233U050BB2B
23000	0.0160	0.0110	8.9 12.1	1% x 4% DCMX233U050AC2B
*25000	0.0180	0.0130	11.8 14.4	2 1/2 x 4% DCM253U050CC2B
25000	0.0130	0.0097	9.8 12.6	1% x 5% DCM253U050AF2B
*25000	0.0180	0.0130	10.1 12.3	2 x 4% DCM253U050BC2B
*27000	0.0170	0.0130	11.8 14.0	2 1/2 x 4% DCM273U050CC2B
28000	0.0160	0.0110	9.7 11.5	1 1/4 x 4% DCM283U050EC2B
*31000	0.0170	0.0130	11.6 13.5	2 1/2 x 4% DCM313U050CC2B
32000	0.0160	0.0110	10.5 13.2	2 x 3% DCMX323U050BB2B
*33000	0.0170	0.0130	11.5 13.2	2 1/2 x 4% DCM333U050CC2B
33000	0.0130	0.0092	9.5 12.2	1% x 5% DCMX343U050AF2B
60000	0.0120	0.0086	12.4 15.3	2 x 4% DCM363U050BC2B
35000	0.0120	0.0089	11.0 13.1	1 1/4 x 4% DCMX393U050EC2B
49000	0.0120	0.0086	12.4 15.3	2 x 4% DCMX493U050BC2B
55000	0.0085	0.0061	14.5 17.5	2 x 5% DCM553U050BF2B
59000	0.0087	0.0066	16.5 19.3	2 1/2 x 4% DCM593U050CC2B
75000	0.0085	0.0061	14.5 17.5	2 x 5% DCMX753U050BF2B

\* Stock Rating

Capacitance uF	ESR max ohms 120Hz, 20kHz	Ripple amps 85°C 120Hz, 20kHz	Nominal Case Size D x L (inches)	Catalog Number
<b>50 Vdc - 65 Vdc Surge</b>				
81000	0.0087	0.0066	16.5 19.3	2 1/2 x 4% DCM813U050CC2B
89000	0.0089	0.0075	17.4 18.9	3 x 4% DCM893U050DC2B
90000	0.0061	0.0047	19.7 22.6	2 1/2 x 5% DCM903U050CF2B
120000	0.0061	0.0047	19.7 22.6	2 1/2 x 5% DCMX124U050CF2B
120000	0.0088	0.0074	17.4 18.9	3 x 4% DCMX124U050DC2B
120000	0.0100	0.0090	16.0 16.8	3 x 5% DCM124U050DE2B
130000	0.0063	0.0054	20.9 22.6	3 x 5% DCM134U050DF2B
140000	0.0061	0.0052	21.2 22.8	3 x 5% DCM144U050DP2B
160000	0.0069	0.0058	20.0 21.6	3 x 5% DCMX164U050DE2B
180000	0.0063	0.0053	20.9 22.6	3 x 5% DCMX184U050DF2B
190000	0.0061	0.0052	21.2 22.8	3 x 5% DCMX194U050DP2B
230000	0.0110	0.0110	14.4 14.7	3 x 8% DCM234U050DC2B
290000	0.0110	0.0100	14.2 14.5	3 x 8% DCMX294U050DG2B

Capacitance uF	ESR max ohms 120Hz, 20kHz	Ripple amps 85°C 120Hz, 20kHz	Nominal Case Size D x L (inches)	Catalog Number
<b>63 Vdc 75 Vdc Surge</b>				
3300	0.0730	0.0390	3.6 5.8	1% x 1 1/2% DCM332U063AK2B
4100	0.0730	0.0390	3.6 5.8	1% x 1 1/2% DCMX412U063AK2B
4900	0.0490	0.0260	4.7 7.5	1% x 2% DCM492U063AA2B
6100	0.0430	0.0230	5.0 8.0	1% x 2% DCMX612U063AA2B
7100	0.0350	0.0190	5.8 9.1	1% x 2% DCM712U063AH2B
8900	0.0320	0.0180	6.0 9.1	1% x 2% DCMX892U063AH2B
9300	0.0270	0.0150	6.7 10.3	1% x 3% DCM932U063AB2B
12000	0.0270	0.0150	6.7 10.3	1% x 3% DCMX123U063AB2B
14000	0.0190	0.0110	11.1 11.9	1% x 4% DCM143U063AC2B
17000	0.0190	0.0110	11.1 11.9	1% x 4% DCMX173U063AC2B
19000	0.0210	0.0130	9.2 10.9	2 x 3% DCM193U063BB2B
20000	0.0150	0.0088	9.9 12.5	1% x 5% DCM203U063AF2B
23000	0.0170	0.0120	9.9 11.5	1 1/4 x 4% DCM233U063EC2B
24000	0.0180	0.0110	10.7 13.1	2 x 3% DCMX243U063BB2B
25000	0.0160	0.0093	8.7 12.1	1% x 5% DCMX253U063AF2B
28000	0.0140	0.0090	10.3 13.0	1 1/4 x 4% DCMX283U063EC2B
29000	0.0140	0.0087	11.5 15.2	2 x 4% DCM293U063BC2B
36000	0.0140	0.0087	11.5 15.2	2 x 4% DCMX363U063BC2B
44000	0.0100	0.0062	13.5 17.4	2 x 5% DCM443U063BF2B
48000	0.0100	0.0066	15.6 19.2	2 1/2 x 4% DCM483U063CC2B
50000	0.0100	0.0062	13.5 17.4	2 x 5% DCMX553U063BF2B
60000	0.0100	0.0066	15.6 19.2	2 1/2 x 4% DCMX603U063CC2B
72000	0.0100	0.0075	16.8 18.8	3 x 4% DCM723U063DC2B
73000	0.0068	0.0048	18.6 22.5	2 1/2 x 5% DCM733U063CF2B
89000	0.0100	0.0075	16.8 18.8	3 x 4% DCMX893U063DC2B
91000	0.0068	0.0048	18.6 22.5	2 1/2 x 5% DCMX913U063CF2B
97000	0.0110	0.0091	15.7 16.8	3 x 5% DCM973U063BC2B
110000	0.0065	0.0052	20.5 22.8	3 x 5% DCM114U063DP2B
110000	0.0068	0.0054	20.3 22.5	3 x 5% DCM114U063DF2B
120000	0.0074	0.0059	19.3 21.5	3 x 5% DCMX124U063DE2B
140000	0.0067	0.0054	20.3 22.5	3 x 5% DCMX144U063DF2B
190000	0.0120	0.0110	14.3 14.7	3 x 8% DCM194U063DG2B
210000	0.0120	0.0110	14.1 14.5	3 x 8% DCMX214U063DG2B

Capacitance uF	ESR max ohms 120Hz, 20kHz	Ripple amps 85°C 120Hz, 20kHz	Nominal Case Size D x L (inches)	Catalog Number
<b>75 Vdc 95 Vdc Surge</b>				
2200	0.1000	0.0520	3.2 5.6	1% x 1% DCM222U075AK2B
2400	0.1000	0.0520	3.2 5.6	1% x 1% DCMX242U075AK2B
3200	0.0670	0.0350	4.1 7.2	1% x 2% DCM322U075AA2B
*3300	0.0690	0.0370	4.3 7.0	1% x 3% DCM332U075AB2B
3700	0.0580	0.0300	4.4 7.7	1% x 2% DCMX372U075AA2B
4700	0.0470	0.0250	5.1 8.8	1% x 2% DCM472U075AH2B
5300	0.0440	0.0230	5.3 9.1	1% x 2% DCMX532U075AH2B
*5600	0.0440	0.0250	5.4 8.0	1% x 4% DCM562U075AC2B
*5900	0.0420	0.0240	5.4 8.0	1% x 4% DCM592U075AC2B
6100	0.0360	0.0190	5.9 10.0	1% x 3% DCM612U075AB2B
6900	0.0360	0.0190	5.9 10.0	1% x 3% DCMX692U075AB2B
9000	0.0260	0.0140	7.2 11.6	1% x 4% DCM902U075AC2B
10000	0.0260	0.0140	7.2 11.6	1% x 4% DCMX103U075AC2B
12000	0.0270	0.0150	8.4 12.3	2 x 3% DCM123U075BB2B
13000	0.0190	0.0110	8.1 12.2	1% x 5% DCM133U075AF2B
14000	0.0240	0.0140	8.9 12.9	2 x 3% DCMX143U075BB2B
15000	0.0210	0.0120	7.8 11.8	1% x 5% DCMX153U075AF2B
15000	0.0220	0.0140	8.4 11.4	1 1/4 x 4% DCM153U075EC2B
17000	0.0170	0.0110	9.6 13.0	1 1/4 x 4% DCMX173U075EC2B
19000	0.0180	0.0110	10.5 15.0	2 x 4% DCM193U075BC2B
22000	0.0180	0.0110	10.5 15.0	2 x 4% DCMX223U075BC2B
29000	0.0120	0.0074	12.5 17.2	2 x 5% DCM293U075BF2B
32000	0.0120	0.0077	14.5 19.2	2 1/2 x 4% DCM323U075CC2B
33000	0.0120	0.0074	12.5 17.2	2 x 5% DCMX333U075BF2B
36000	0.0120	0.0077	14.5 19.2	2 1/2 x 4% DCMX363U075CC2B

# SCREW TERMINAL CAPACITORS

Capacitance uF	ESR max ohms		Ripple amps 85°C		Nominal Case Size D x L (inches)	Catalog Number
	120Hz, 20kHz	20kHz	120Hz, 20kHz	20kHz		
<b>75 Vdc — 95 Vdc Surge</b>						
47000	0.0110	0.0081	16.2	19.0	3 x 4%	DCM473U075DC2B
48000	0.0084	0.0055	17.5	22.4	2½ x 5%	DCM483U075CF2B
54000	0.0110	0.0081	16.2	19.0	3 x 4%	DCMX543U075DC2B
55000	0.0084	0.0055	17.5	22.4	2½ x 5%	DCMX553U075CF2B
64000	0.0120	0.0094	15.4	17.0	3 x 5%	DCM643U075DE2B
72000	0.0077	0.0058	19.6	22.7	3 x 5%	DCM723U075DF2B
72000	0.0085	0.0063	18.7	21.7	3 x 5%	DCMX723U075DE2B
75000	0.0074	0.0056	19.9	23.0	3 x 5%	DCM753U075DP2B
82000	0.0077	0.0058	19.6	22.7	3 x 5%	DCMX823U075DF2B
85000	0.0074	0.0056	19.9	23.0	3 x 5%	DCMX853U075DP2B
120000	0.0120	0.0110	14.3	15.0	3 x 8%	DCM124U075DG2B
140000	0.0120	0.0110	14.1	14.7	3 x 8%	DCMX144U075DG2B

Capacitance uF	ESR max ohms		Ripple amps 85°C		Nominal Case Size D x L (inches)	Catalog Number
	120Hz, 20kHz	20kHz	120Hz, 20kHz	20kHz		
<b>100 Vdc 125 Vdc Surge</b>						
1100	0.1200	0.0530	2.8	5.4	1½ x 1%	DCM112U100AK2B
1600	0.1200	0.0530	2.8	5.4	1½ x 1%	DCMX162U100AK2B
1700	0.0790	0.0360	3.7	6.9	1½ x 2%	DCM172U100AA2B
2400	0.0550	0.0250	4.6	8.5	1½ x 2%	DCM242U100AH2B
2500	0.0680	0.0310	4.0	7.5	1½ x 2%	DCMX252U100AA2B
3200	0.0420	0.0200	5.4	9.7	1½ x 3%	DCM322U100AB2B
3600	0.0510	0.0240	4.8	8.8	1½ x 2%	DCMX362U100AH2B
4600	0.0300	0.0140	6.5	11.3	1½ x 4%	DCM462U100AC2B
4700	0.0420	0.0200	5.4	9.7	1½ x 3%	DCMX472U100AB2B
6500	0.0370	0.0230	6.6	8.8	2 x 3%	DCM652U100BB2B
6900	0.0220	0.0110	7.4	12.0	1½ x 5%	DCM692U100AF2B
6900	0.0300	0.0140	6.5	11.3	1½ x 4%	DCMX692U100AC2B
7800	0.0250	0.0140	7.9	11.3	1½ x 4%	DCM782U100EC2B
9500	0.0340	0.0200	7.0	9.3	2 x 3%	DCMX952U100BB2B
9900	0.0250	0.0150	8.3	10.9	2 x 4%	DCM992U100BC2B
10000	0.0240	0.0120	7.2	11.6	1½ x 5%	DCMX103U100AF2B
11000	0.0190	0.0110	8.9	12.8	1½ x 4%	DCMX113U100EC2B
15000	0.0170	0.0110	9.9	12.7	2 x 5%	DCM153U100BF2B
15000	0.0250	0.0150	8.3	10.9	2 x 4%	DCMX153U100BC2B
16000	0.0160	0.0110	11.9	15.1	2½ x 4%	DCM163U100CC2B
22000	0.0170	0.0110	9.9	12.7	2 x 5%	DCMX223U100BF2B
24000	0.0160	0.0110	11.9	15.1	2½ x 4%	DCMX243U100CC2B
24000	0.0160	0.0120	13.0	14.8	3 x 4%	DCM243U100DC2B
25000	0.0110	0.0075	14.4	17.9	2½ x 5%	DCM253U100CF2B
33000	0.0120	0.0094	15.0	17.0	3 x 5%	DCM333U100DE2B
36000	0.0160	0.0120	13.0	14.8	3 x 4%	DCMX363U100CF2B
37000	0.0110	0.0075	14.4	17.9	2½ x 5%	DCMX373U100CF2B
37000	0.0110	0.0086	15.8	17.8	3 x 5%	DCM373U100DF2B
39000	0.0110	0.0083	16.0	18.0	3 x 5%	DCM393U100DP2B
49000	0.0120	0.0094	15.0	17.0	3 x 5%	DCM493U100DE2B
55000	0.0110	0.0086	15.8	17.8	3 x 5%	DCMX553U100DF2B
57000	0.0110	0.0083	16.0	18.0	3 x 5%	DCM573U100DP2B
63000	0.0120	0.0110	14.1	14.9	3 x 8%	DCM633U100DG2B
93000	0.0120	0.0110	13.9	14.7	3 x 8%	DCMX933U100DG2B

Capacitance uF	ESR max ohms		Ripple amps 85°C		Nominal Case Size D x L (inches)	Catalog Number
	120Hz, 20kHz	20kHz	120Hz, 20kHz	20kHz		
<b>150 Vdc 180 Vdc Surge</b>						
440	0.2000	0.1200	2.3	3.7	1½ x 1%	DCM441U150AK2B
670	0.1300	0.0780	3.0	4.8	1½ x 2%	DCM671U150AA2B
760	0.2100	0.1200	2.3	3.6	1½ x 1%	DCMX761U150AK2B
960	0.0920	0.0540	3.8	5.9	1½ x 2%	DCM961U150AH2B
1100	0.1200	0.0700	3.2	5.0	1½ x 2%	DCMX112U150AA2B
1300	0.0710	0.0420	4.4	6.8	1½ x 3%	DCM132U150AB2B
1600	0.0890	0.0530	3.8	6.0	1½ x 2%	DCMX162U150AH2B
1900	0.0490	0.0290	5.4	8.2	1½ x 4%	DCM192U150AC2B
2100	0.0740	0.0440	4.0	6.7	1½ x 3%	DCMX212U150AB2B
2600	0.0550	0.0370	5.8	7.7	2 x 3%	DCM262U150BB2B
2700	0.0360	0.020	6.1	9.1	1½ x 5%	DCM272U150AF2B
3100	0.0490	0.0240	6.7	9.4	1½ x 4%	DCM312U150EC2B
3100	0.0510	0.0300	5.3	8.1	1½ x 4%	DCMX312U150AC2B
3900	0.0370	0.0240	7.3	9.6	2 x 4%	DCM392U150BC2B
4400	0.0510	0.0340	6.1	8.1	2 x 3%	DCMX442U150BB2B
4700	0.0400	0.0240	5.9	8.7	1½ x 5%	DCMX472U150AF2B
5300	0.0310	0.0200	7.5	10.6	1½ x 4%	DCMX532U150EC2B
6000	0.0250	0.0170	8.8	11.3	2 x 5%	DCM602U150BC2B
6700	0.0230	0.0160	10.6	13.6	2½ x 4%	DCM652U150CC2B
6700	0.0380	0.0250	7.3	9.6	2 x 4%	DCMX672U150BC2B
9800	0.0200	0.0160	12.1	14.1	3 x 4%	DCM982U150DC2B
9900	0.0160	0.0110	12.9	16.2	2½ x 5%	DCM992U150CF2B
10000	0.0260	0.0170	8.7	11.3	2 x 5%	DCMX103U150BF2B
11000	0.0240	0.0160	10.6	13.6	2½ x 4%	DCMX113U150CC2B

\* Stock Rating

Capacitance uF	ESR max ohms		Ripple amps 85°C		Nominal Case Size D x L (inches)	Catalog Number
	120Hz, 20kHz	20kHz	120Hz, 20kHz	20kHz		
<b>150 Vdc — 180 Vdc Surge</b>						
13000	0.0160	0.0120	14.1	16.2	3 x 5%	DCM133U150DE2B
15000	0.0140	0.0110	14.9	17.1	3 x 5%	DCM153U150DF2B
16000	0.0140	0.0100	15.1	17.3	3 x 5%	DCM163U150DP2B
17000	0.0160	0.0110	12.9	16.3	2½ x 5%	DCMX173U150CF2B
17000	0.0210	0.0150	12.2	14.3	3 x 4%	DCMX173U150DC2B
22000	0.0160	0.0120	14.1	16.4	3 x 5%	DCMX223U150DE2B
25000	0.0140	0.0120	13.8	14.8	3 x 8%	DCM253U150DG2B
25000	0.0140	0.0110	14.9	17.3	3 x 5%	DCMX253U150DF2B
26000	0.0140	0.0100	15.1	17.5	3 x 5%	DCMX263U150DP2B
43000	0.0140	0.0120	13.8	14.8	3 x 8%	DCMX433U150DG2B

Capacitance uF	ESR max ohms		Ripple amps 85°C		Nominal Case Size D x L (inches)	Catalog Number
	120Hz, 20kHz	20kHz	120Hz, 20kHz	20kHz		
<b>200 Vdc 250 Vdc Surge</b>						
190	0.2600	0.1600	2.0	2.9	1½ x 1%	DCM191T200AK2B
310	0.1600	0.1000	2.6	3.9	1½ x 2%	DCM311T200AA2B
380	0.2700	0.1700	1.9	2.7	1½ x 1%	DCM381T200AK2B
460	0.1100	0.0670	3.4	5.0	1½ x 2%	DCM461T200AH2B
610	0.0830	0.0510	3.9	5.8	1½ x 3%	DCM611T200AB2B
610	0.1500	0.0910	2.7	3.9	1½ x 2%	DCMX611T200AA2B
910	0.1100	0.0660	3.4	4.8	1½ x 2%	DCMX911T200AH2B
920	0.0560	0.0350	4.9	7.1	1½ x 3%	DCM921T200AC2B
1200	0.0650	0.0430	5.3	6.9	2 x 3%	DCM122T200BB2B
1200	0.0850	0.0530	3.8	5.4	1½ x 3%	DCMX122T200AB2B
1400	0.0410	0.0260	5.7	8.1	1½ x 5%	DCM142T200AF2B
1400	0.1000	0.0660	4.5	6.1	2 x 4%	DCM142T200BC2B
1500	0.0440	0.0290	6.2	8.4	1½ x 4%	DCM152T200EC2B
1800	0.0570	0.0370	5.8	7.7	1½ x 4%	DCMX182T200AC2B
1900	0.0420	0.0280	6.8	8.7	2 x 4%	DCM192T200BC2B
*2200	0.0620	0.0390	5.8	8.3	2 x 4%	DCM222T200BC2B
*2500	0.0610	0.0410	5.6	7.4	2 x 5%	DCM252T200BF2B
2500	0.0670	0.0430	5.0	6.0	2 x 3%	DCMX252T200BB2B
*2700	0.0570	0.0340	6.2	8.6	2 x 4%	DCM272T200CF2B
2700	0.0440	0.0280	5.4	7.4	1½ x 5%	DCMX272T200AF2B
3000	0.0600	0.0190	8.2	10.4	2 x 5%	DCM302T200BF2B
3000	0.0380	0.0260	6.5	8.2	1½ x 4%	DCMX302T200EC2B
3000	0.0260	0.0180	9.9	12.5	2½ x 4%	DCM322T200CC2B
3900	0.0480	0.0350	6.1	7.3	2 x 4%	DCMX392T200BC2B
4400	0.0230	0.0170	11.5	13.3	3 x 4%	DCM482T200DC2B
5000	0.0180	0.0120	12.2	15.1	2½ x 5%	DCM502T200CF2B
6000	0.0320	0.0230	7.4	8.8	2 x 5%	DCMX602T200BF2B
6400	0.0310	0.0230	8.7	10.3	2½ x 4%	DCMX642T200CC2B
6600	0.0170	0.0130	13.4	15.5	3 x 5%	DCM662T200DE2B
*7400	0.0150	0.0120	14.2	16.3	3 x 5%	DCM742T200DF2B
7800	0.0150	0.0110	14.4	16.6	3 x 5%	DCM782T200DP2B
9500	0.0300	0.0250	9.5	10.4	3 x 4%	DCMX952T200DC2B
9800	0.0210	0.0160	10.8	12.6	2½ x 5%	DCM982T200CF2B
13000	0.0150	0.0130	13.3	14.3	3 x 8%	DCM133T200DG2B
13000	0.0230	0.0190	11.2	12.2	3 x 5%	DCMX133T200DE2B
15000	0.0190	0.0160	12.0	13.2	3 x 5%	DCMX153T200DF2B
15000	0.0200	0.0170	11.8	12.9	3 x 5%	DCM153T200DF2B
25000	0.0210	0.0190	10.8	11.2	3 x 8%	DCMX253T200DG2B

Capacitance uF	ESR max ohms		Ripple amps 85°C		Nominal Case Size D x L (inches)	Catalog Number
	120Hz, 20kHz	20kHz	120Hz, 20kHz	20kHz		
<b>250 Vdc 300 Vdc Surge</b>						
170	0.2900	0.1600	1.8	2.9	1½ x 1%	DCM171T250AK2B
*250	0.3300	0.1900	1.8	2.8	1½ x 2%	DCM251T250AA2B
270	0.1800	0.1000	2.5	3.8	1½ x 2%	DCM271T250AA2B
280	0.2900	0.1700	1.8	2.7	1½ x 1%	DCMX281T250AK2B
400	0.1200	0.0680	3.1	4.9	1½ x 2%	DCM401T250AH2B
460	0.1600	0.0920	2.6	3.9	1½ x 2%	DCMX461T250AA2B
540	0.0910	0.0520	3.7	5.7	1½ x 3%	DCM541T250AB2B
680	0.1200	0.0670	3.2	4.8	1½ x 2%	DCMX681T250AH2B
810	0.0620	0.0350	4.6	7.0	1½ x 4%	DCM811T250AC2B
910	0.0930	0.0540	3.6	5.4	1½ x 3%	DCMX911T250AB2B
1100	0.0700	0.0440	5.1	6.9	2 x 3%	DCM112T250BB2B
1200	0.0450	0.0260	5.3	7.9	1½ x 5%	DCM122T250AF2B
1300	0.0480	0.0290	5.9	8.3	1½ x 4%	DCM132T250EC2B
1400	0.0630	0.0370	4.5	6.6	1½ x 4%	DCMX142T250AC2B
1700	0.0450	0.0290	6.5	8.7	2 x 4%	DCM172T250BC2B
*1800	0.0630	0.0370	5.7	8.3	2 x 4%	DCM182T250BC2B
1800	0.0720	0.0490	4.8	6.0	2 x 3%	DCMX182T250BB2B
2000	0.0480	0.0290	5.1	7.3	1½ x 5%	DCMX202T250AF2B
2300	0.0410	0.0260	6.2	8.1	1½ x 4%	DCM232T250EC2B

# SCREW TERMINAL CAPACITORS



Capacitance uF	ESR max ohms		Ripple amps 85°C		Nominal Case Size D x L (inches)	Catalog Number
	120Hz, 20kHz	20kHz	120Hz, 20kHz	20kHz		
<b>250 Vdc — 300 Vdc Surge</b>						
4200	0.0240	0.0170	11.1	13.3	3 x 4 1/2	DCM422T250DC2B
4400	0.0190	0.0130	11.7	15.0	2 1/2 x 5 1/2	DCM442T250CF2B
4500	0.0340	0.0240	7.4	8.7	2 x 5 1/2	DCMX452T250BF2B
4800	0.0330	0.0240	8.4	10.2	2 1/2 x 4 1/2	DCMX482T250CC2B
5800	0.0180	0.0130	13.0	15.4	3 x 5 1/2	DCM582T250DE2B
*6000	0.0260	0.0180	11.2	13.7	3 x 5 1/2	DCM602T250DF2B
6500	0.0160	0.0120	13.8	16.3	3 x 5 1/2	DCM652T250DF2B
6900	0.0160	0.0110	14.0	16.5	3 x 5 1/2	DCM692T250DP2B
7200	0.0320	0.0250	9.3	10.4	3 x 4 1/2	DCMX722T250DC2B
7400	0.0220	0.0160	10.4	12.5	2 1/2 x 5 1/2	DCMX742T250CF2B
9800	0.0240	0.0190	10.9	12.2	3 x 5 1/2	DCMX982T250DE2B
11000	0.0150	0.0130	13.1	14.3	3 x 8 1/2	DCM113T250DG2B
11000	0.0210	0.0170	11.6	12.9	3 x 5 1/2	DCMX113T250DF2B
12000	0.0200	0.0160	11.6	13.1	3 x 5 1/2	DCMX123T250DP2B
19000	0.0220	0.0190	10.6	11.2	3 x 8 1/2	DCMX193T250DG2B
<b>350 Vdc 400 Vdc Surge</b>						
110	0.6500	0.4100	1.4	2.2	1 3/8 x 1 1/2	DCM111T350AK2B
170	0.4000	0.2600	1.8	3.0	1 3/8 x 2 1/2	DCM171T350AA2B
180	0.6400	0.4200	1.4	2.1	1 3/8 x 1 1/2	DCMX181T350AK2B
260	0.2700	0.1700	2.4	3.8	1 3/8 x 2 1/2	DCM261T350AH2B
290	0.3500	0.2300	2.0	3.1	1 3/8 x 2 1/2	DCMX291T350AA2B
350	0.2000	0.1300	2.8	4.4	1 3/8 x 3 1/2	DCM351T350AB2B
430	0.2500	0.1600	2.4	3.8	1 3/8 x 2 1/2	DCMX431T350AH2B
520	0.1400	0.0880	3.5	5.5	1 3/8 x 4 1/2	DCM521T350AC2B
580	0.2000	0.1300	2.8	4.3	1 3/8 x 3 1/2	DCMX581T350AB2B
710	0.1400	0.0960	4.0	5.8	2 x 3 1/2	DCM711T350BB2B
780	0.0980	0.0630	4.1	6.3	1 3/8 x 5 1/2	DCM781T350AF2B
870	0.1000	0.0670	4.6	6.8	1 3/8 x 4 1/2	DCM871T350EC2B
870	0.1400	0.0880	3.5	5.3	1 3/8 x 4 1/2	DCMX871T350AC2B
1100	0.0920	0.0610	5.1	7.4	2 x 4 1/2	DCM111T350BC2B
1200	0.1400	0.0950	4.0	5.3	2 x 3 1/2	DCMX122T350BB2B
1300	0.1000	0.0680	3.9	6.0	1 3/8 x 5 1/2	DCMX132T350AF2B
1400	0.0820	0.0550	5.0	7.0	1 3/8 x 4 1/2	DCMX142T350EC2B
1700	0.0600	0.0410	6.3	8.9	2 x 5 1/2	DCM172T350BE2B
1800	0.0570	0.0380	7.6	10.7	2 1/2 x 4 1/2	DCM182T350CC2B
1800	0.0970	0.0680	4.8	6.5	2 x 4 1/2	DCMX182T350BC2B
2700	0.0430	0.0310	9.5	12.1	3 x 4 1/2	DCM272T350DC2B
2800	0.0370	0.0250	9.5	13.1	2 1/2 x 5 1/2	DCM282T350CF2B
2800	0.0640	0.0440	5.9	7.8	2 x 5 1/2	DCMX282T350BE2B
3000	0.0610	0.0430	7.1	9.2	2 1/2 x 4 1/2	DCMX302T350CC2B
3700	0.0320	0.0230	11.1	14.1	3 x 5 1/2	DCM372T350DE2B
4200	0.0280	0.0200	11.8	14.9	3 x 5 1/2	DCM422T350DF2B
4400	0.0270	0.0200	12.0	15.2	3 x 5 1/2	DCMX442T350DP2B
4500	0.0500	0.0380	8.3	9.8	3 x 4 1/2	DCM452T350DC2B
4700	0.0400	0.0280	8.8	11.4	2 1/2 x 5 1/2	DCMX472T350CF2B
6200	0.0370	0.0280	9.8	11.5	3 x 5 1/2	DCMX622T350DE2B
7000	0.0330	0.0250	10.4	12.2	3 x 5 1/2	DCMX702T350DF2B
7200	0.0220	0.0180	12.0	13.7	3 x 5 1/2	DCM722T350DG2B
7400	0.0320	0.0240	10.5	12.4	3 x 5 1/2	DCMX742T350DP2B
12000	0.0290	0.0240	10.0	10.9	3 x 8 1/2	DCMX123T350DG2B
<b>400 Vdc 450 Vdc Surge</b>						
79	0.7900	0.4800	1.2	2.0	1 3/8 x 1 1/2	DCM790T400AK2B
130	0.5000	0.3000	1.6	2.7	1 3/8 x 2 1/2	DCM131T400AA2B
160	0.7400	0.4500	1.2	2.0	1 3/8 x 1 1/2	DCMX161T400AK2B
190	0.3300	0.2000	2.5	3.9	1 3/8 x 2 1/2	DCM191T400AH2B
250	0.2500	0.1500	2.5	4.0	1 3/8 x 3 1/2	DCM251T400AB2B
260	0.4600	0.2800	1.7	2.7	1 3/8 x 2 1/2	DCMX261T400AA2B
380	0.1700	0.1000	3.1	5.0	1 3/8 x 4 1/2	DCM381T400AC2B
390	0.3100	0.2000	2.1	3.4	1 3/8 x 2 1/2	DCMX391T400AH2B
510	0.1300	0.0800	4.2	6.2	2 x 3 1/2	DCM511T400BB2B
530	0.2400	0.1400	2.5	4.0	1 3/8 x 3 1/2	DCMX531T400AB2B
570	0.1000	0.0690	3.7	6.0	1 3/8 x 5 1/2	DCM571T400AF2B
630	0.1600	0.0650	4.4	6.8	1 3/8 x 4 1/2	DCM631T400EC2B
740	0.1600	0.0960	3.1	5.0	1 3/8 x 4 1/2	DCMX741T400AC2B
810	0.0820	0.0520	5.4	7.9	2 x 4 1/2	DCM811T400BC2B
1100	0.1300	0.0860	4.0	5.6	2 x 3 1/2	DCMX112T400BB2B
1200	0.0530	0.0340	6.6	9.6	2 x 5 1/2	DCM122T400BF2B
1200	0.1100	0.0650	3.8	6.0	1 3/8 x 5 1/2	DCMX122T400AF2B
1300	0.0490	0.0310	8.1	11.7	2 1/2 x 4 1/2	DCM132T400CC2B
1300	0.1000	0.0640	4.4	6.4	1 3/8 x 4 1/2	DCMX132T400EC2B
1700	0.0830	0.0550	5.1	7.1	2 x 4 1/2	DCMX172T400BC2B
2000	0.0410	0.0280	9.6	12.6	3 x 4 1/2	DCM202T400DC2B

\* Stock Rating

Capacitance uF	ESR max ohms		Ripple amps 85°C		Nominal Case Size D x L (inches)	Catalog Number
	120Hz, 20kHz	20kHz	120Hz, 20kHz	20kHz		
<b>400 Vdc — 450 Vdc Surge</b>						
2100	0.0320	0.0210	10.1	14.4	2 1/2 x 5 1/2	DCM212T400CF2B
2600	0.0550	0.0360	6.3	8.6	2 x 5 1/2	DCMX262T400BF2B
2700	0.0310	0.0210	11.3	14.7	3 x 5 1/2	DCM272T400DE2B
2800	0.0520	0.0350	7.6	10.2	2 1/2 x 4 1/2	DCMX282T400CC2B
3100	0.0270	0.0190	11.9	15.5	3 x 5 1/2	DCM312T400DF2B
3200	0.0260	0.0180	12.2	15.8	3 x 5 1/2	DCM322T400DP2B
4100	0.0450	0.0330	8.7	10.6	3 x 4 1/2	DCMX412T400DC2B
4300	0.0340	0.0230	9.4	12.5	2 1/2 x 5 1/2	DCMX432T400CF2B
5200	0.0210	0.0160	12.3	14.3	3 x 8 1/2	DCM522T400DG2B
5600	0.0330	0.0240	10.2	12.4	3 x 5 1/2	DCMX562T400DE2B
6400	0.0300	0.0220	10.9	13.2	3 x 5 1/2	DCMX642T400DF2B
6700	0.0280	0.0210	11.1	13.4	3 x 5 1/2	DCMX672T400DP2B
11000	0.0250	0.0210	10.7	11.8	3 x 8 1/2	DCMX113T400DG2B
<b>450 Vdc 500 Vdc Surge</b>						
66	0.8200	0.4900	1.2	1.9	1 3/8 x 1 1/2	DCM660T450AK2B
*100	0.9900	0.6000	1.1	1.9	1 3/8 x 2 1/2	DCM101T450AA2B
110	0.5100	0.3100	1.6	2.6	1 3/8 x 2 1/2	DCM111T450AA2B
120	0.7700	0.4700	1.2	1.9	1 3/8 x 1 1/2	DCMX121T450AK2B
160	0.3400	0.2100	2.0	3.3	1 3/8 x 2 1/2	DCM161T450AH2B
200	0.4800	0.2900	1.6	2.6	1 3/8 x 2 1/2	DCMX201T450AA2B
210	0.2600	0.1600	2.4	3.8	1 3/8 x 2 1/2	DCM211T450AB2B
*230	0.4400	0.2600	1.8	3.0	1 3/8 x 3 1/2	DCM231T450AB2B
290	0.3200	0.1900	2.1	3.3	1 3/8 x 2 1/2	DCMX291T450AH2B
320	0.1700	0.1000	3.0	4.7	1 3/8 x 4 1/2	DCM321T450AC2B
390	0.2400	0.1500	2.4	3.9	1 3/8 x 3 1/2	DCMX391T450AB2B
430	0.1300	0.0820	4.1	6.1	2 x 3 1/2	DCM431T450BB2B
480	0.1200	0.0710	3.6	5.8	1 3/8 x 5 1/2	DCM481T450AF2B
530	0.1100	0.0660	4.3	6.7	1 3/8 x 4 1/2	DCM531T450EC2B
590	0.1600	0.0900	3.1	4.8	1 3/8 x 4 1/2	DCMX591T450AC2B
*650	0.1500	0.0910	4.0	6.5	2 x 4 1/2	DCM651T450BC2B
680	0.0740	0.0530	5.2	7.8	2 x 4 1/2	DCM681T450BC2B
*800	0.1300	0.0800	4.3	6.4	2 x 5 1/2	DCM801T450BF2B
800	0.1300	0.0880	3.9	5.5	2 x 3 1/2	DCMX801T450BB2B
880	0.1100	0.0670	3.7	5.8	1 3/8 x 5 1/2	DCMX881T450AF2B
980	0.1000	0.0660	4.3	6.3	1 3/8 x 4 1/2	DCMX981T450EC2B
1000	0.0550	0.0350	6.4	9.4	2 x 5 1/2	DCM102T450BF2B
1100	0.0500	0.0320	7.9	11.5	2 1/2 x 4 1/2	DCM112T450CC2B
*1100	0.1000	0.0630	6.4	9.7	3 x 4 1/2	DCM112T450DC2B
1300	0.0860	0.0560	5.0	7.0	2 x 4 1/2	DCMX132T450BC2B
*1500	0.0750	0.0470	7.6	11.3	3 x 5 1/2	DCM152T450DE2B
1700	0.0330	0.0210	9.8	14.1	2 1/2 x 5 1/2	DCM172T450CF2B
1700	0.0430	0.0290	9.4	12.4	3 x 4 1/2	DCM172T450DC2B
1900	0.0560	0.0370	6.2	8.5	2 x 5 1/2	DCMX192T450BF2B
*2000	0.0590	0.0380	8.4	11.8	3 x 5 1/2	DCM202T450DE2B
2100	0.0540	0.0360	7.4	10.0	2 1/2 x 4 1/2	DCMX212T450CC2B
2300	0.0320	0.0210	11.0	14.5	3 x 5 1/2	DCM232T450DE2B
*2400	0.0500	0.0330	9.0	12.5	3 x 5 1/2	DCM242T450DF2B
2600	0.0280	0.0190	11.7	15.3	3 x 5 1/2	DCM262T450DF2B
2700	0.0270	0.0180	11.9	15.6	3 x 5 1/2	DCM272T450DP2B
3100	0.0460	0.0330	8.6	10.5	3 x 4 1/2	DCMX312T450DC2B
3200	0.0350	0.0240	9.2	12.4	2 1/2 x 5 1/2	DCMX322T450CF2B
4200	0.0340	0.0250	10.1	12.3	3 x 5 1/2	DCMX422T450DE2B
4400	0.0220	0.0160	12.1	14.2	3 x 8 1/2	DCM442T450DG2B
4800	0.0300	0.0220	10.7	13.0	3 x 5 1/2	DCMX482T450DF2B
5000	0.0290	0.0210	10.9	13.3	3 x 5 1/2	DCMX502T450DP2B

## Looking for pricing, stock, or lifecycle information?

Click below to explore more details on WIN SOURCE:

-  [View DCMX172T400BC2B on WIN SOURCE](#)
-  [Cornell Dubilier Electronics \(CDE\) Information](#)

## Optimize Your Supply Chain with WIN SOURCE Solutions

-  Global Sourcing Solution
-  Obsolete Management
-  Cost Control Management
-  Shortage Management
-  Alternative Solution
-  Excess Inventory Management