



**THE DATASHEET OF
DFE252012F-R47M=P2**



DFE252012F

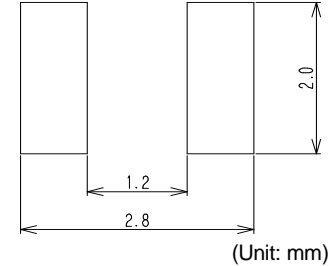
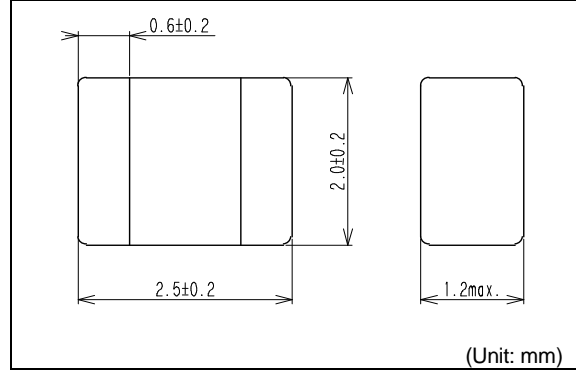
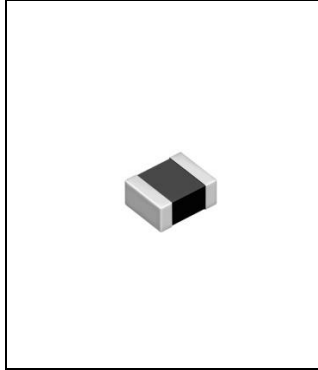
125
°C

RoHS

REACH

Inductance Range: 0.33~10μH

Recommended patterns
推荐焊盘尺寸



FEATURES 特点

- Miniature size: 2520 footprint (2.5mm×2.0mm) and low profile(1.2mm Max. height)
- The use of magnetic iron powder ensure capability for large current.
- The use of Flat wire for Low DC resistance.
- Magnetically shielded, low audible core noise.
- Reflow solderable.
- Operating temperature : -40~+125°C
- 小型薄型构造(2.5 × 2.0mm、高度1.2mm Max.)
- 使用合金系磁性粉，保证了大电流
- 采用平角线、低直流电阻
- 闭磁路构造、低芯片噪音
- 适合回流焊接
- 使用温度范围：-40~+125°C

STANDARD PART NUMBERS 标准零件号码

TYPE DFE252012F(Quantity/reel; 3,000 PCS)

零件号码	电感值 ⁽¹⁾	公差	测试频率	最大直流电阻 ⁽²⁾	最大电感值减小电流 ⁽³⁾	最大温度上升电流 ⁽³⁾
Part Number	Inductance ⁽¹⁾ L(μH)	Tolerance (%)	Test Frequency (MHz)	DC Resistance ⁽²⁾ (mΩ) Max. (Typ.)	Inductance Decrease Current ⁽³⁾ (A) Max. (Typ.) ΔL/L=30%	Temperature Rise Current ⁽³⁾ ΔT=40°C (A) Max. (Typ.)
DFE252012F-R33M=P2	0.33	±20	1	19(14)	7.6(8.5)	5.1(6.0)
DFE252012F-R47M=P2	0.47	±20	1	23(17)	6.7(7.4)	4.9(5.8)
DFE252012F-R68M=P2	0.68	±20	1	31(25)	5.4(6.0)	3.9(4.6)
DFE252012F-R82M=P2	0.82	±20	1	35(29)	4.9(5.4)	3.6(4.2)
DFE252012F-1R0M=P2	1.0	±20	1	40(33)	4.7(5.3)	3.3(3.9)
DFE252012F-1R5M=P2	1.5	±20	1	58(48)	3.8(4.3)	2.7(3.2)
DFE252012F-2R2M=P2	2.2	±20	1	82(68)	3.3(3.6)	2.3(2.7)
DFE252012F-3R3M=P2	3.3	±20	1	135(110)	2.5(2.8)	1.8(2.1)
DFE252012F-4R7M=P2	4.7	±20	1	190(160)	2.1(2.4)	1.5(1.8)
DFE252012F-6R8M=P2	6.8	±20	1	330(270)	1.7(1.9)	1.2(1.4)
DFE252012F-8R2M=P2	8.2	±20	1	410(340)	1.5(1.7)	1.1(1.3)
DFE252012F-100M=P2	10	±20	1	480(400)	1.4(1.6)	0.95(1.1)

(1) Inductance is measured with a LCR meter 4284A (Agilent Technologies) or equivalent. Test frequency at 1MHz

(2) DC resistance is measured with 34420A (Agilent Technologies) or 3541(HIOKI). (Reference ambient temperature 20°C)

(3) Maximum allowable DC current is that which causes a 30% inductance reduction from the initial value, coil temperature to rise by 40°C whichever is smaller. (Reference ambient temperature 20°C)

(1) LCR仪表4284A (Agilent Technologies)或者功能相同的仪器在1MHz下测试电感值。

(2) 通过数码万用表34420A (Agilent Technologies)/ 3541(HIOKI)或者相类似的工具测试直流电阻。(环境温度20°C)

(3) 允许最大直流电的范围是以下两者中比较小的一个：从开始值降低30%的电感值，或者线圈温度升高40°C。(参考周围环境温度20°C)。

Looking for pricing, stock, or lifecycle information?

Click below to explore more details on WIN SOURCE:

- [View DFE252012F-R47M=P2 on WIN SOURCE](#)
- [Murata Electronics North America Information](#)

Optimize Your Supply Chain with WIN SOURCE Solutions

- ✓ Global Sourcing Solution
- ✓ Obsolete Management
- ✓ Cost Control Management
- ✓ Shortage Management
- ✓ Alternative Solution
- ✓ Excess Inventory Management