



THE DATASHEET OF SM8S36A-TP



SM8S14A THRU SM8S43A

6600 Watt Transient Voltage Suppressors 14 to 43 Volts

Features

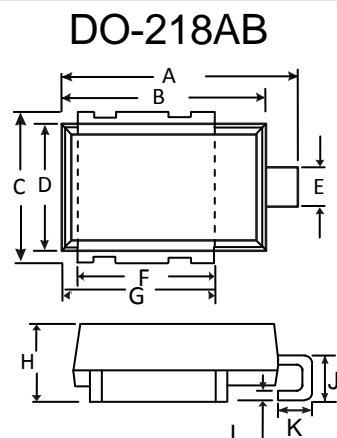
- Low Leakage
- Glass passivated junction
- Excellent clamping capability
- Uni-directional polarity
- Lead Free Finish/Rohs Compliant (Note1) ("P" Suffix designates Compliant. See ordering information)
- Halogen free available upon request by adding suffix "-HF"
- Epoxy meets UL 94 V-0 flammability rating
- Moisture Sensitivity Level 1
- Polarity: Heatsink is anode
- Meet ISO7637-2 5a surge specification
- AEC-Q101 Qualified

Maximum Rating:

- Operating Temperature: -55°C to +175°C
- Storage Temperature: -55°C to +175°C

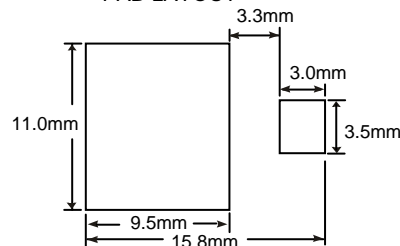
Peak Pulse Current with a 10/1000us waveform	I_{PPM}	See Table 1	Note 2
Peak Power Dissipation with a 10/1000us waveform	P_{PPM}	6600W	Note 2
Peak Power Dissipation with a 10/10000us waveform	P_{PPM}	5200W	Note 2
Peak Forward Surge Current	I_{FSM}	700A	Note:3
Power Dissipation On Infinite Heatsink At $T_L=25^\circ\text{C}$	P_D	8.0W	

Note: 1. High Temperature Solder Exemptions Applied, see EU Directive Annex 7.
 2. Non-repetitive current pulse, per Fig.2 and derated above $T_A=25^\circ\text{C}$ per Fig.1
 3. Peak forward surge current 8.3 ms single half sine



DIM	DIMENSIONS				NOTE
	INCHES		MM		
	MIN	MAX	MIN	MAX	
A	0.590	0.630	15.00	16.00	
B	0.524	0.539	13.30	13.70	
C	0.374	0.413	9.50	10.50	
D	0.323	0.339	8.20	8.60	
E	0.091	0.114	2.30	2.90	
F	0.343	0.366	8.70	9.30	
G	0.382	0.406	9.70	10.30	
H	0.189	0.205	4.80	5.20	
J	0.098	0.138	2.50	3.50	
K	0.067	0.106	1.70	2.70	
L	0.020	0.028	0.50	0.70	

SUGGESTED SOLDER PAD LAYOUT



SM8S14A THRU SM8S43A

Electrical Characteristics ($T_A=25^\circ\text{C}$ unless otherwise noted)

Part Number	Breakdown Voltage V_{BR} @ I_T			Maximum Reverse Leakage I_R @ V_{RWM} (μA)	Maximum I_R @ V_{RWM} $T_J=175$ (μA)	Working Peak Reverse Voltage V_{RWM} (V)	Maximum Reverse Surge Current I_{PP} (A) ⁽¹⁾	Maximum Clamping Voltage V_C @ I_{PP} (V)
	Min (V)	Max (V)	I_T (mA)					
SM8S14A	15.60	17.20	5	10	150	14	284.0	23.2
SM8S15A	16.70	18.50	5	10	150	15	270.0	24.4
SM8S16A	17.80	19.70	5	10	150	16	254.0	26.0
SM8S17A	18.90	20.90	5	10	150	17	239.0	27.6
SM8S18A	20.00	22.10	5	10	150	18	226.0	29.2
SM8S20A	22.20	24.50	5	10	150	20	204.0	32.4
SM8S22A	24.40	26.90	5	10	150	22	186.0	35.5
SM8S24A	26.70	29.50	5	10	150	24	170.0	38.9
SM8S26A	28.90	31.90	5	10	150	26	157.0	42.1
SM8S28A	31.10	34.40	5	10	150	28	145.0	45.4
SM8S30A	33.30	36.80	5	10	150	30	136.0	48.4
SM8S33A	36.70	40.60	5	10	150	33	124.0	53.3
SM8S36A	40.00	44.20	5	10	150	36	114.0	58.1
SM8S40A	44.40	49.10	5	10	150	40	102.0	64.5
SM8S43A	47.80	52.80	5	10	150	43	95.1	69.4

NOTE 1: Surge current waveform is defined at 10/1000uS waveform

Ratings and Characteristics Curves ($T_A=25^\circ\text{C}$ unless otherwise noted)

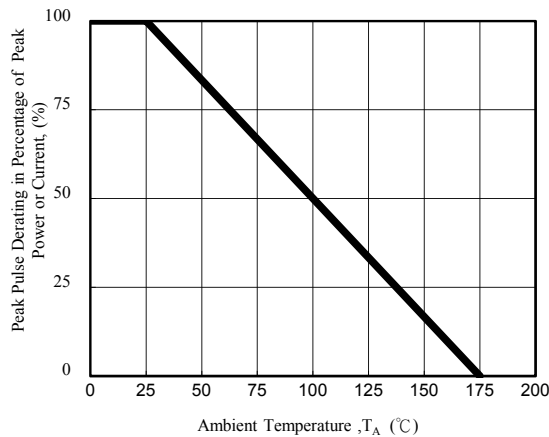


Fig. 1 - Pulse Derating Curve

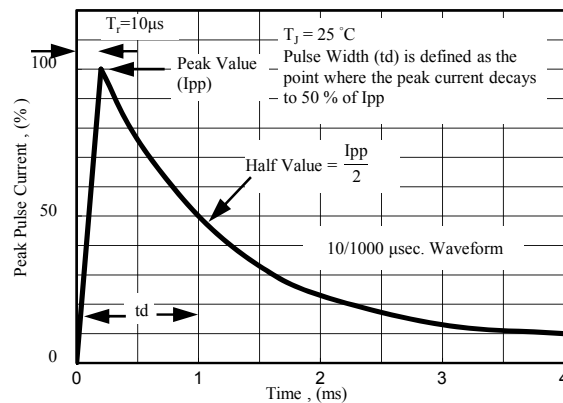


Fig. 2 - Pulse Waveform

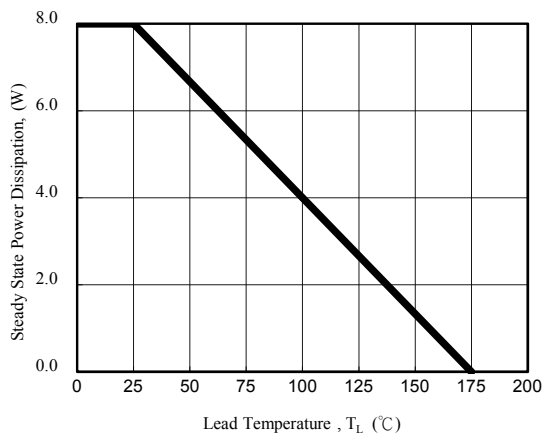


Fig. 3 - Steady State Power Derating Curve

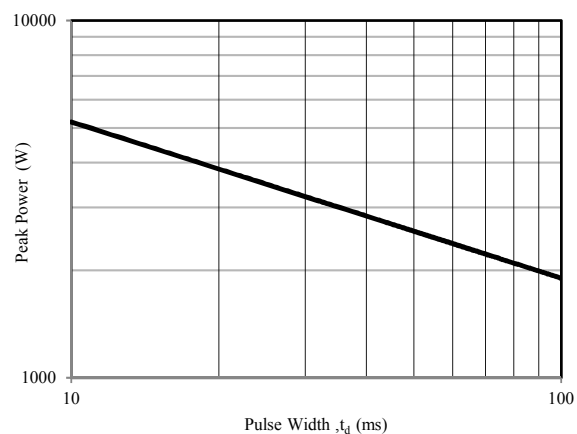


Fig. 4 - Peak Pulse Power Rating Curve



Micro Commercial Components

Ordering Information :

Device	Packing
Part Number-TP	Tape&Reel; 750pcs/Reel

Note : Adding "-HF" suffix for halogen free, eg. Part Number-TP-HF

IMPORTANT NOTICE

Micro Commercial Components Corp. reserves the right to make changes without further notice to any product herein to make corrections, modifications, enhancements, improvements, or other changes. **Micro Commercial Components Corp.** does not assume any liability arising out of the application or use of any product described herein; neither does it convey any license under its patent rights, nor the rights of others. The user of products in such applications shall assume all risks of such use and will agree to hold **Micro Commercial Components Corp.** and all the companies whose products are represented on our website, harmless against all damages.

LIFE SUPPORT

MCC's products are not authorized for use as critical components in life support devices or systems without the express written approval of Micro Commercial Components Corporation.



CUSTOMER AWARENESS

Counterfeiting of semiconductor parts is a growing problem in the industry. Micro Commercial Components (MCC) is taking strong measures to protect ourselves and our customers from the proliferation of counterfeit parts. MCC strongly encourages customers to purchase MCC parts either directly from MCC or from Authorized MCC Distributors who are listed by country on our web page cited below. Products customers buy either from MCC directly or from Authorized MCC Distributors are genuine parts, have full traceability, meet MCC's quality standards for handling and storage. **MCC will not provide any warranty coverage or other assistance for parts bought from Unauthorized Sources.** MCC is committed to combat this global problem and encourage our customers to do their part in stopping this practice by buying direct or from authorized distributors.

www.mccsemi.com

Looking for pricing, stock, or lifecycle information?

Click below to explore more details on WIN SOURCE:

-  [View SM8S36A-TP on WIN SOURCE](#)
-  [Micro Commercial Co](#) Information

Optimize Your Supply Chain with WIN SOURCE Solutions

-  Global Sourcing Solution
-  Obsolete Management
-  Cost Control Management
-  Shortage Management
-  Alternative Solution
-  Excess Inventory Management