

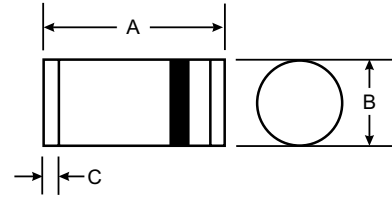


**THE DATASHEET OF
1N5817M-13**



Features

- High Current Capability
- Low Forward Voltage Drop
- Guard Ring for Transient Protection
- Glass Package for High Reliability
- Packaged for Surface Mount Applications



Mechanical Data

- Case: MELF, Glass
- Terminals: Solderable per MIL-STD-202, Method 208
- Polarity: Cathode band
- Approx Weight: 0.25 gram
- Mounting Position: Any

MELF		
Dim	Min	Max
A	4.80	5.20
B	2.40	2.60
C	0.55 Nominal	
All Dimensions in mm		

Maximum Ratings and Electrical Characteristics @ T_A = 25°C unless otherwise specified

Characteristic	Symbol	1N5817M	1N5818M	1N5819M	Units
Peak Repetitive Reverse Voltage Working Peak Reverse Voltage DC Blocking Voltage	V _{RRM} V _{RWM} V _R	20	30	40	V
RMS Reverse Voltage	V _{R(RMS)}	14	21	28	V
Maximum Average Forward Rectified Current @ T _T = 90°C (Note 1)	I _O	1.0			A
Maximum Forward Surge Current. Half Cycle @60Hz Superimposed on rated load, JEDEC Method	I _{FSM}	25			A
Maximum Forward Voltage Drop @ I _F = 1.0A @ I _F = 3.0A	V _F	0.450 0.750	0.550 0.875	0.600 0.900	V
Maximum Reverse Leakage Current @ V _{RRM} @ T _A = 25°C @ T _A = 100°C	I _R	1.0 10			mA
Typical Thermal Resistance, Junction to Ambient (Note 1)	R _{θJA}	130			K/W
Typical Junction Capacitance (Note 2)	C _j	110			pF
Storage and Operating Temperature Range	T _j , T _{STG}	-60 to +125			°C

- Notes:
1. Valid provided that terminals are kept at ambient temperature.
 2. Measured at V_R = 4.0V, f = 1.0MHz.

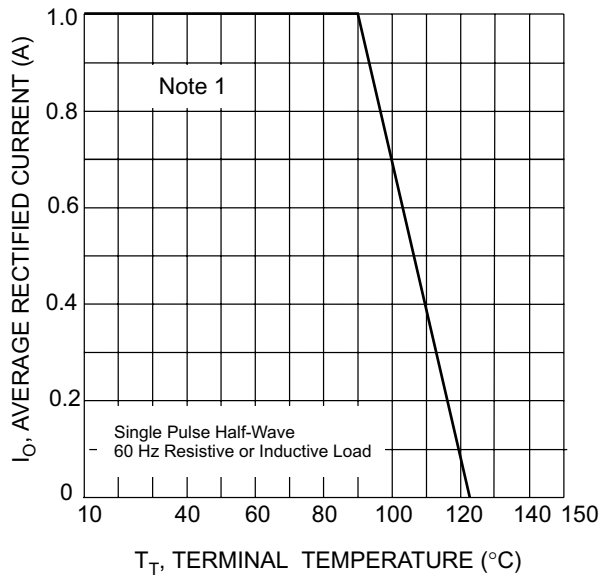


Fig. 1, Forward Current Derating Curve

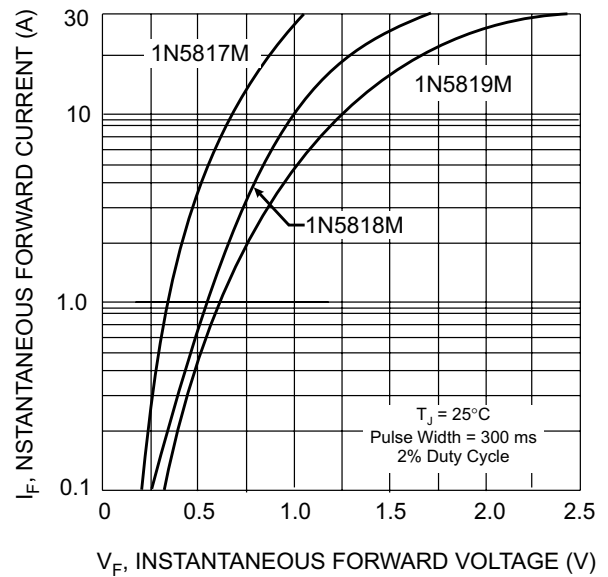


Fig. 2, Typical Forward Characteristics

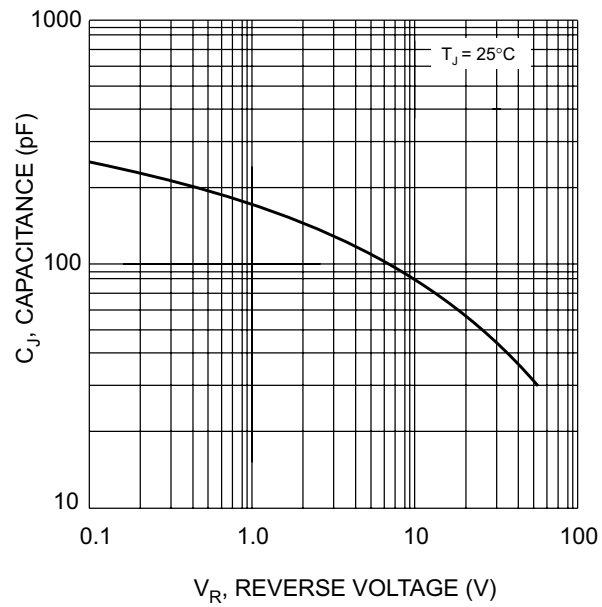


Fig. 3, Typical Junction Capacitance

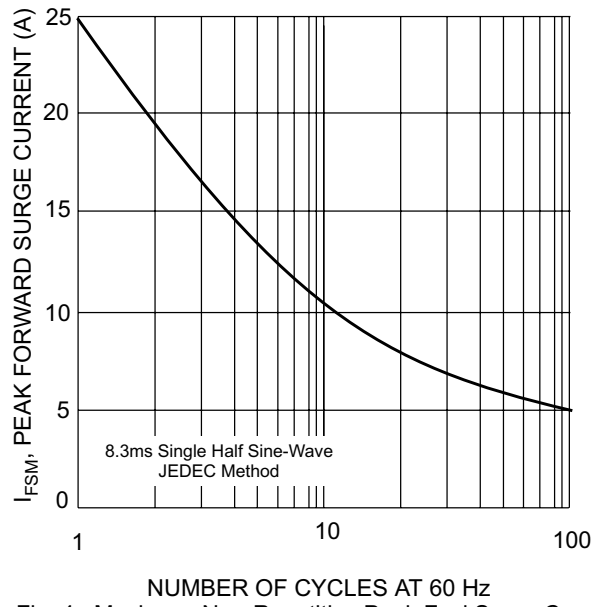




Fig. 4, Maximum Non-Repetitive Peak Fwd Surge Current

Looking for pricing, stock, or lifecycle information?

Click below to explore more details on WIN SOURCE:

-  [View 1N5817M-13 on WIN SOURCE](#)
-  [Diodes Incorporated Information](#)

Optimize Your Supply Chain with WIN SOURCE Solutions

-  Global Sourcing Solution
-  Obsolete Management
-  Cost Control Management
-  Shortage Management
-  Alternative Solution
-  Excess Inventory Management