

UNR211x Series (UN211x Series)

Silicon PNP epitaxial planar type

For digital circuits

■ Features

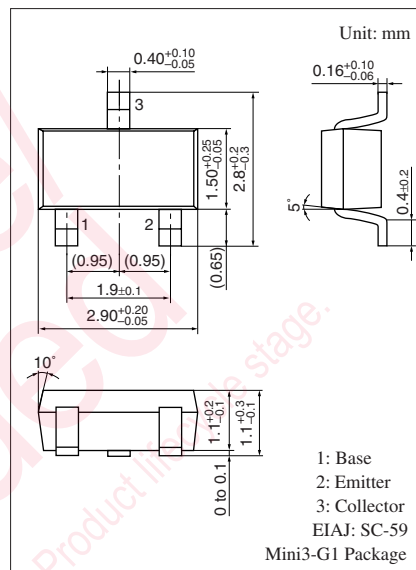
- Costs can be reduced through downsizing of the equipment and reduction of the number of parts
- Mini type package allowing easy automatic insertion through tape packing and magazine packing

■ Resistance by Part Number

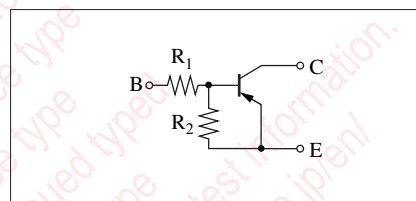
	Marking Symbol	(R ₁)	(R ₂)
• UNR2110 (UN2110)	6L	47 kΩ	—
• UNR2111 (UN2111)	6A	10 kΩ	10 kΩ
• UNR2112 (UN2112)	6B	22 kΩ	22 kΩ
• UNR2113 (UN2113)	6C	47 kΩ	47 kΩ
• UNR2114 (UN2114)	6D	10 kΩ	47 kΩ
• UNR2115 (UN2115)	6E	10 kΩ	—
• UNR2116 (UN2116)	6F	4.7 kΩ	—
• UNR2117 (UN2117)	6H	22 kΩ	—
• UNR2118 (UN2118)	6I	0.51 kΩ	5.1 kΩ
• UNR2119 (UN2119)	6K	1 kΩ	10 kΩ
• UNR211D (UN211D)	6M	47 kΩ	10 kΩ
• UNR211E (UN211E)	6N	47 kΩ	22 kΩ
• UNR211F (UN211F)	6O	4.7 kΩ	10 kΩ
• UNR211H (UN211H)	6P	2.2 kΩ	10 kΩ
• UNR211L (UN211L)	6Q	4.7 kΩ	4.7 kΩ
• UNR211M (UN211M)	EI	2.2 kΩ	47 kΩ
• UNR211N (UN211N)	EW	4.7 kΩ	47 kΩ
• UNR211T (UN211T)	EY	22 kΩ	47 kΩ
• UNR211V (UN211V)	FC	2.2 kΩ	2.2 kΩ
• UNR211Z (UN211Z)	FE	4.7 kΩ	22 kΩ

■ Absolute Maximum Ratings T_a = 25°C

Parameter	Symbol	Rating	Unit
Collector-base voltage (Emitter open)	V _{CBO}	-50	V
Collector-emitter voltage (Base open)	V _{CEO}	-50	V
Collector current	I _C	-100	mA
Total power dissipation	P _T	200	mW
Junction temperature	T _j	150	°C
Storage temperature	T _{stg}	-55 to +150	°C



Internal Connection



Note) The part numbers in the parenthesis show conventional part number.

■ Electrical Characteristics $T_a = 25^\circ\text{C} \pm 3^\circ\text{C}$

Parameter	Symbol	Conditions	Min	Typ	Max	Unit	
Collector-base voltage (Emitter open)	V_{CBO}	$I_C = -10 \mu\text{A}$, $I_E = 0$	-50			V	
Collector-emitter voltage (Base open)	V_{CEO}	$I_C = -2 \text{mA}$, $I_B = 0$	-50			V	
Collector-base cutoff current (Emitter open)	I_{CBO}	$V_{CB} = -50 \text{V}$, $I_E = 0$			-0.1	μA	
Collector-emitter cutoff current (Base open)	I_{CEO}	$V_{CE} = -50 \text{V}$, $I_B = 0$			-0.5	μA	
Emitter-base cutoff current (Collector open)	UNR2110/2115/2116/2117	I_{EBO}	$V_{EB} = -6 \text{V}$, $I_C = 0$			-0.01	mA
	UNR2113					-0.1	
	UNR2112/2114/211D/ 211E/211M/211N/211T					-0.2	
	UNR211Z					-0.4	
	UNR2111					-0.5	
	UNR211F/211H					-1.0	
	UNR2119					-1.5	
	UNR2118/211L/211V					-2.0	
Forward current transfer ratio	UNR211V	h_{FE}	$V_{CE} = -10 \text{V}$, $I_C = -5 \text{mA}$	6		20	—
	UNR2118/211L			20			
	UNR2119/211D/211F/211H			30			
	UNR2111			35			
	UNUNR2112/211E			60			
	UNR211Z			60	200		
	UNR2113/2114/211M			80			
	UNR211N/211T			80	400		
	UNR2110*/2115*/2116*/2117*			160	460		
Collector-emitter saturation voltage	$V_{CE(sat)}$	$I_C = -10 \text{mA}$, $I_B = -0.3 \text{mA}$			-0.25	V	
	UNR211V	$I_C = -10 \text{mA}$, $I_B = -1.5 \text{mA}$					
Output voltage high-level	V_{OH}	$V_{CC} = -5 \text{V}$, $V_B = -0.5 \text{V}$, $R_L = 1 \text{k}\Omega$	-4.9			V	
Output voltage low-level	V_{OL}	$V_{CC} = -5 \text{V}$, $V_B = -2.5 \text{V}$, $R_L = 1 \text{k}\Omega$			-0.2	V	
		$V_{CC} = -5 \text{V}$, $V_B = -3.5 \text{V}$, $R_L = 1 \text{k}\Omega$					
		$V_{CC} = -5 \text{V}$, $V_B = -10 \text{V}$, $R_L = 1 \text{k}\Omega$					
		$V_{CC} = -5 \text{V}$, $V_B = -6 \text{V}$, $R_L = 1 \text{k}\Omega$					
Transition frequency	f_T	$V_{CB} = -10 \text{V}$, $I_E = 1 \text{mA}$, $f = 200 \text{MHz}$		80		MHz	
		$V_{CB} = -10 \text{V}$, $I_E = 2 \text{mA}$, $f = 200 \text{MHz}$		150			
Input resistance	R_i		-30%	0.51	+30%	k Ω	
				1.0			
				2.2			
				4.7			
				10			
				22			
				47			

Note) 1. Measuring methods are based on JAPANESE INDUSTRIAL STANDARD JIS C 7030 measuring methods for transistors.

2. *: Rank classification

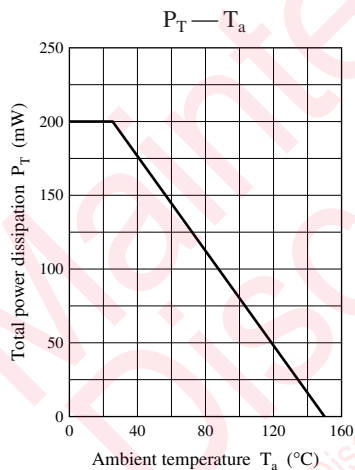
Rank	Q	R	S	No-rank
h_{FE}	160 to 260	210 to 340	290 to 460	160 to 460

■ Electrical Characteristics (continued) $T_a = 25^\circ\text{C} \pm 3^\circ\text{C}$

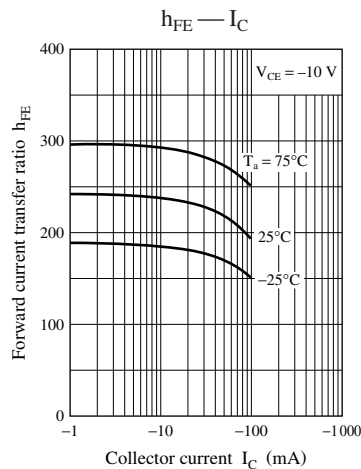
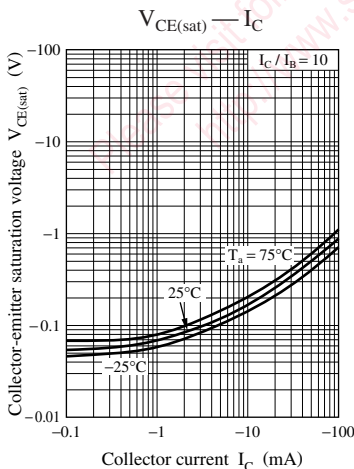
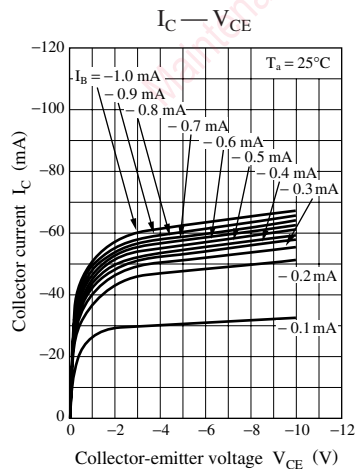
Parameter		Symbol	Conditions	Min	Typ	Max	Unit
Resistance ratio	UNR211M	R_1/R_2			0.047		—
	UNR211N				0.1		
	UNR2118/2119			0.08	0.10	0.12	
	UNR211Z				0.21		
	UNR2114			0.17	0.21	0.25	
	UNR211H			0.17	0.22	0.27	
	UNR211T				0.47		
	UNR211F			0.37	0.47	0.57	
	UNR211V				1.0		
	UNR2111/2112/2113/211L			0.8	1.0	1.2	
	UNR211E			1.70	2.14	2.60	
	UNR211D			3.7	4.7	5.7	

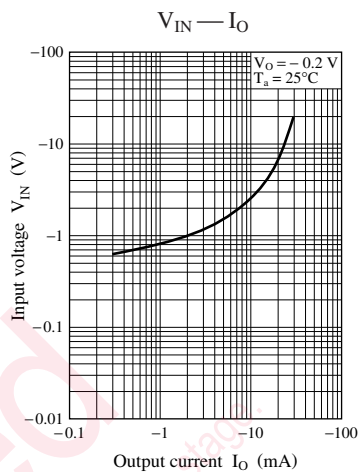
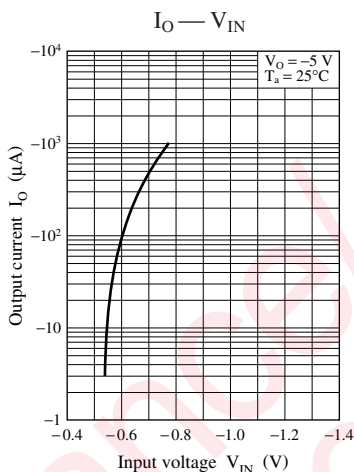
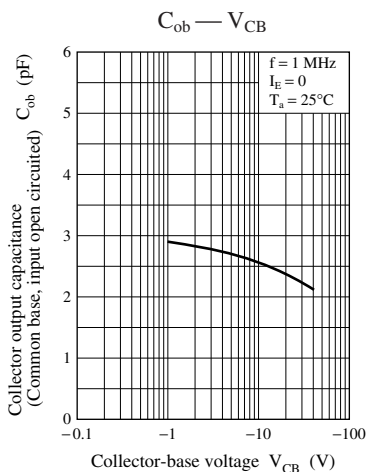
Note) Measuring methods are based on JAPANESE INDUSTRIAL STANDARD JIS C 7030 measuring methods for transistors.

Common characteristics chart

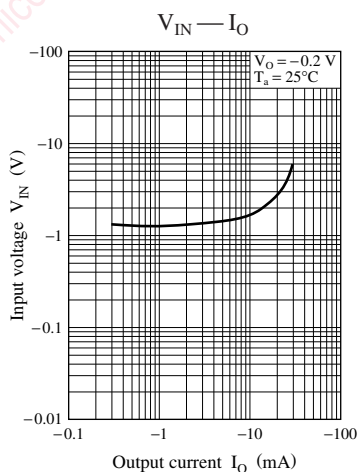
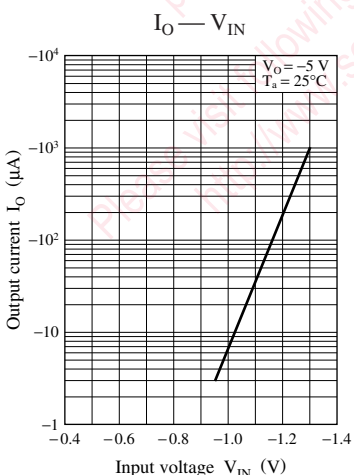
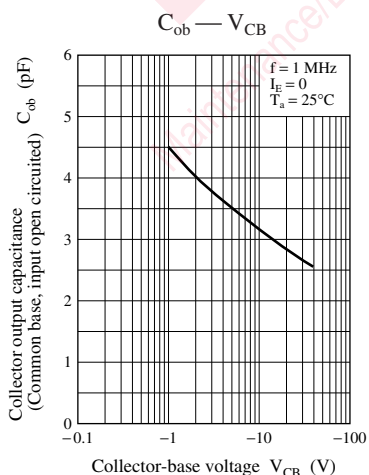
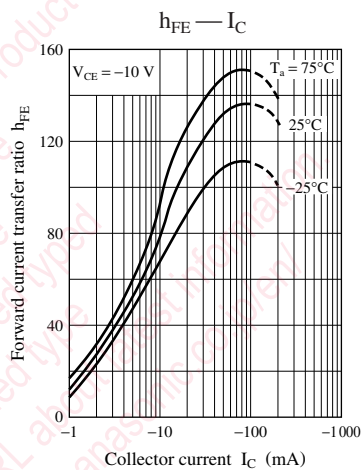
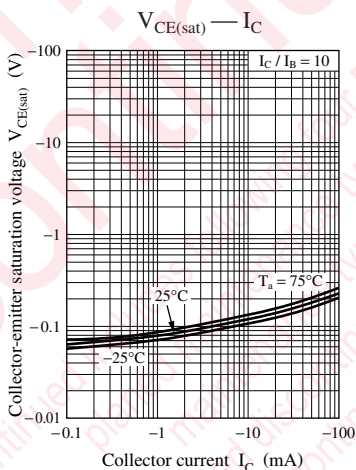
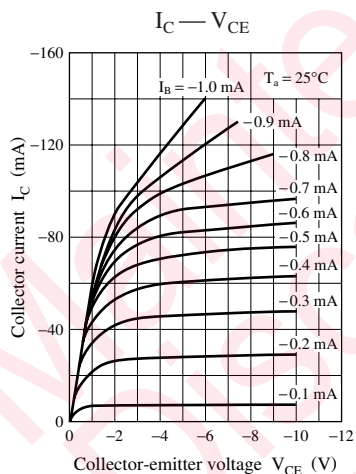


Characteristics charts of UNR2110

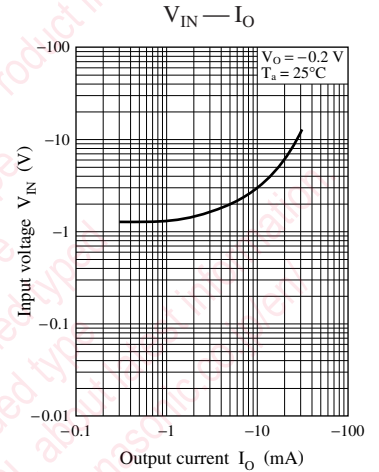
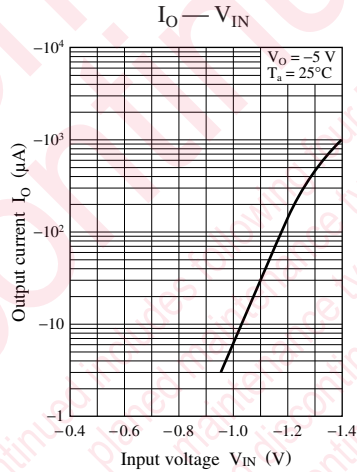
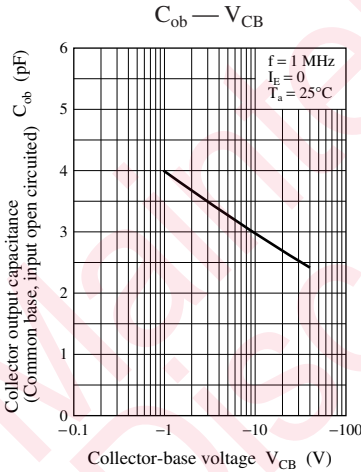
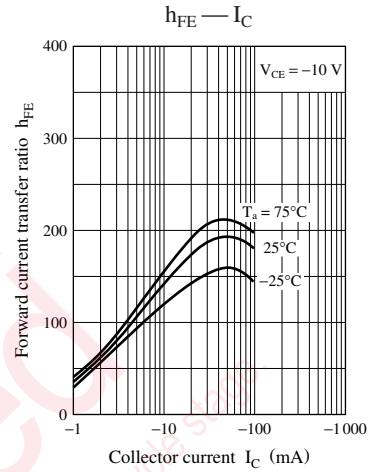
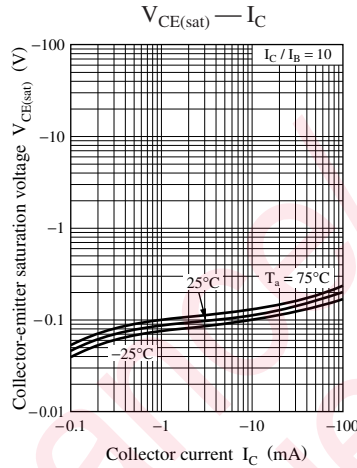
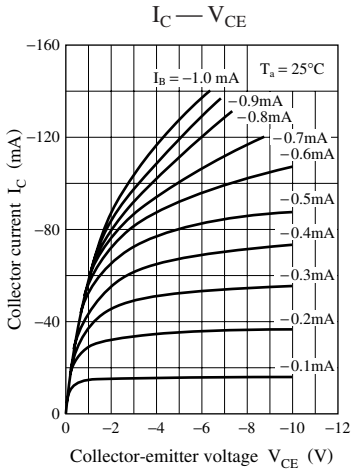




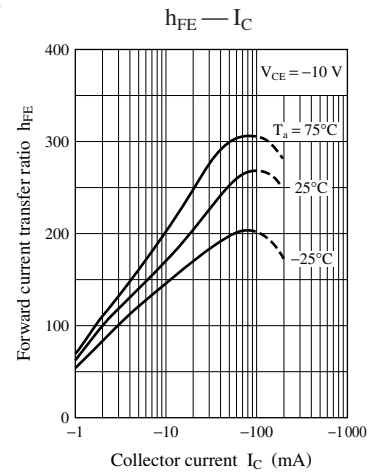
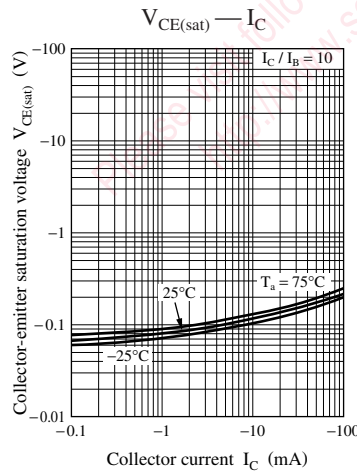
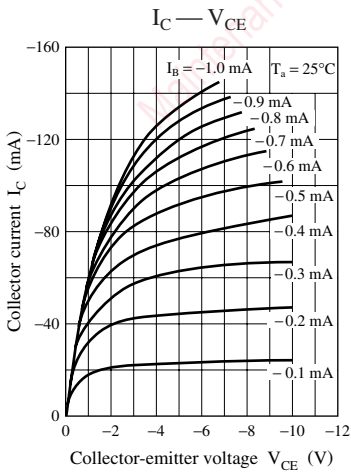
Characteristics charts of UNR2111

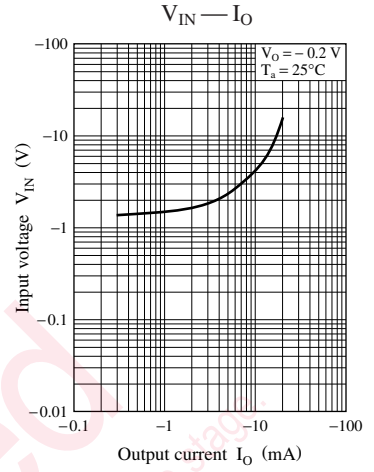
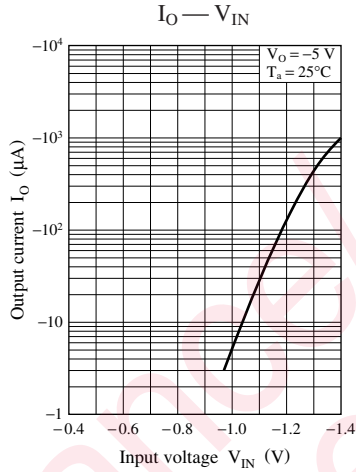
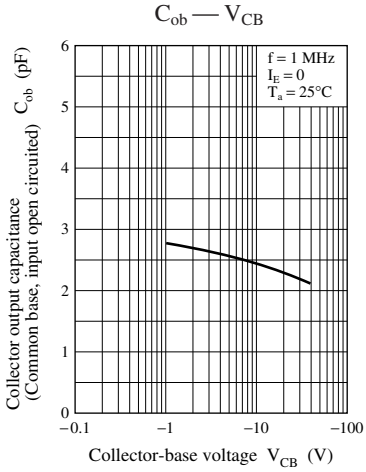


Characteristics charts of UNR2112

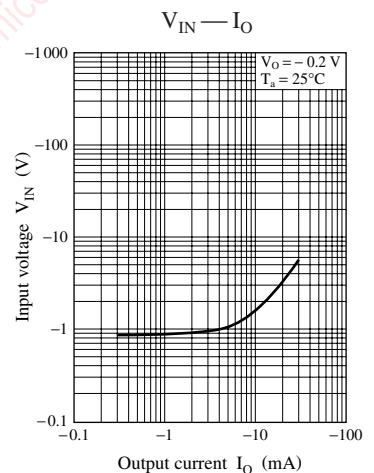
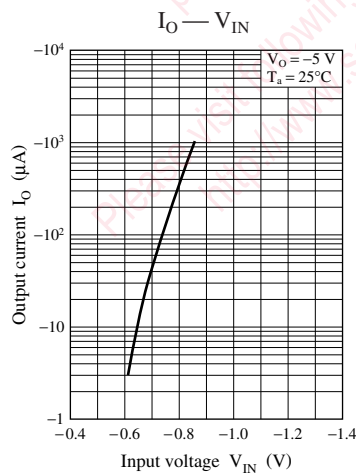
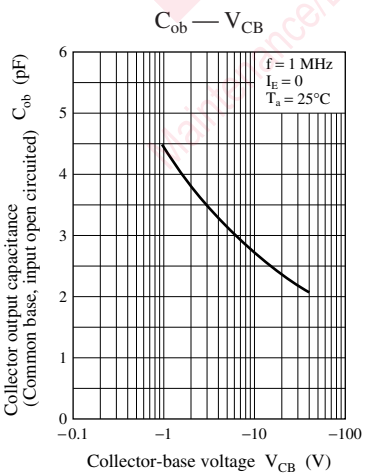
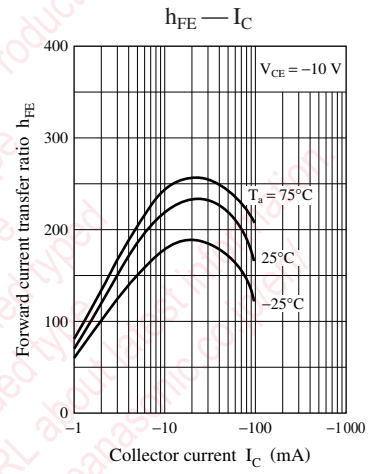
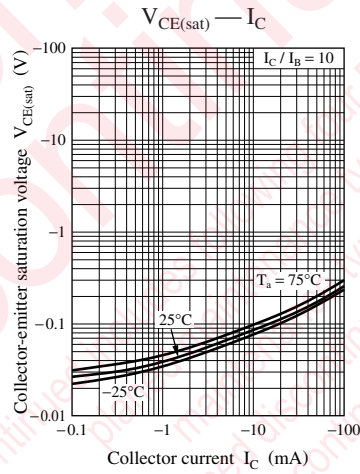
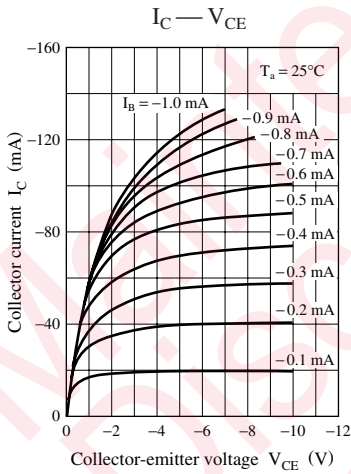


Characteristics charts of UNR2113

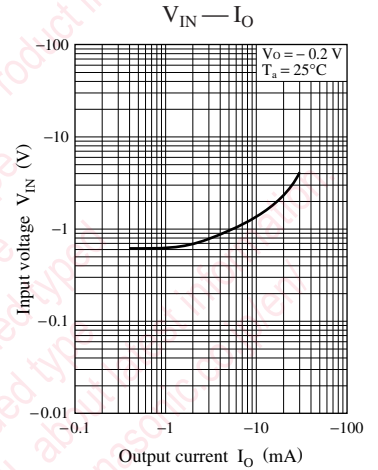
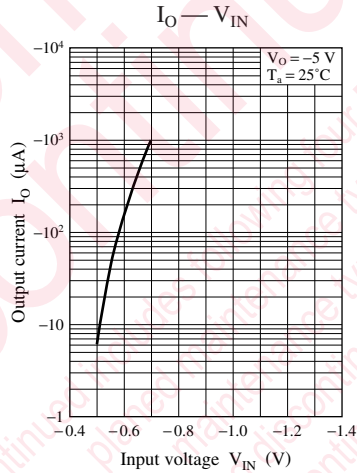
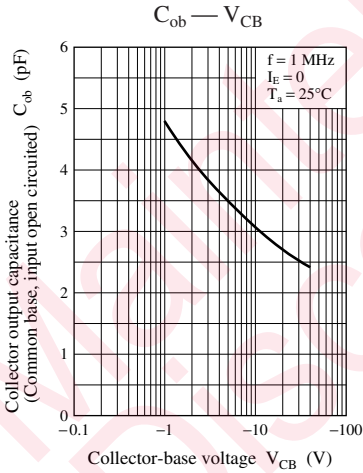
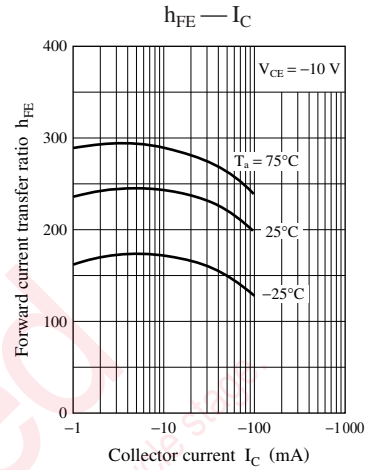
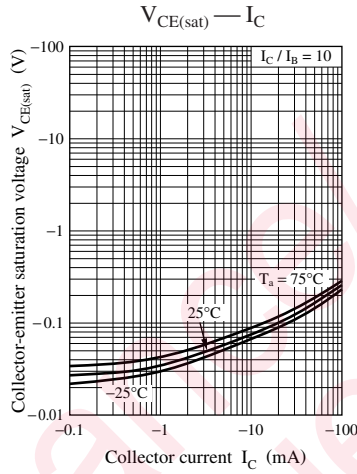
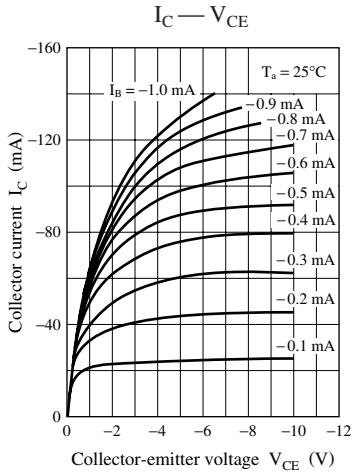




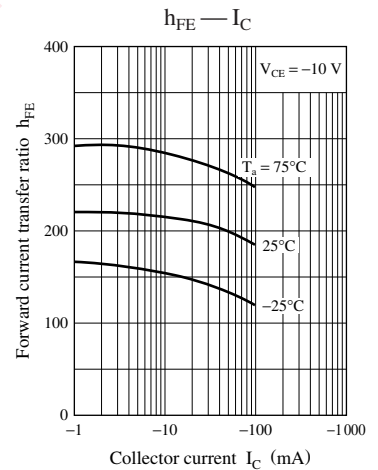
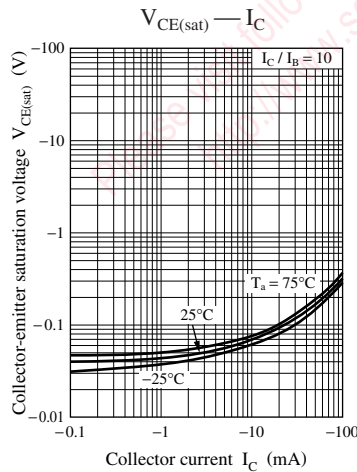
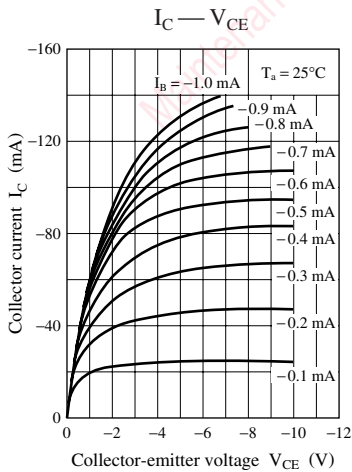
Characteristics charts of UNR2114

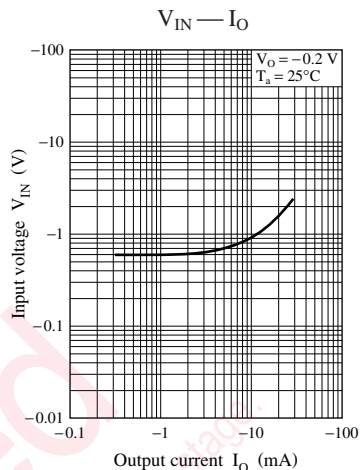
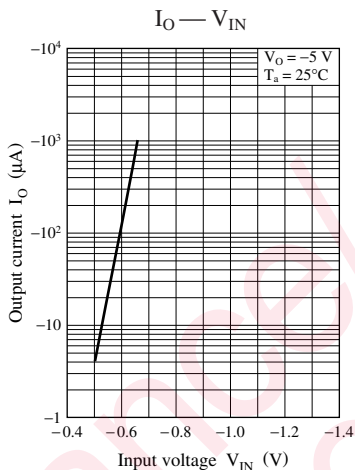
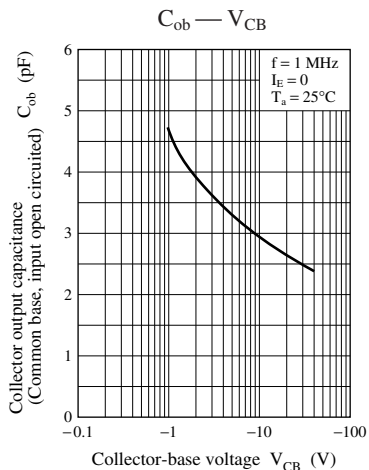


Characteristics charts of UNR2115

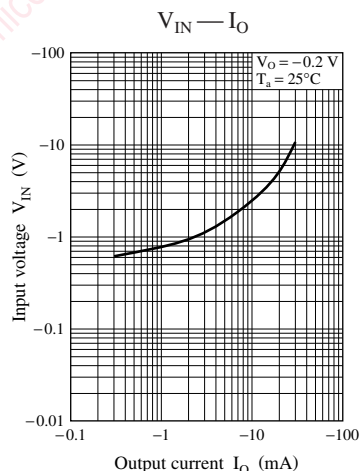
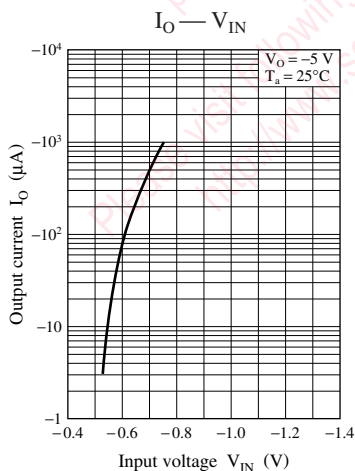
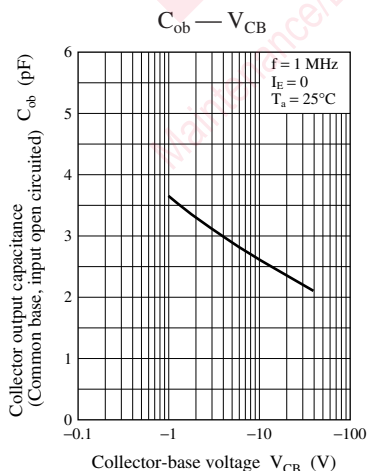
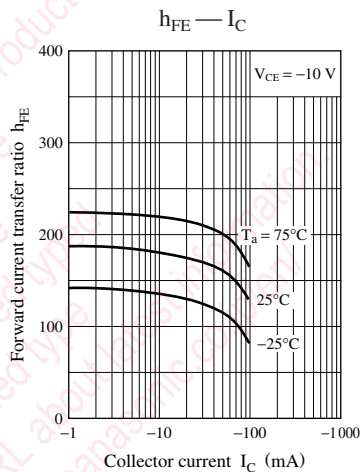
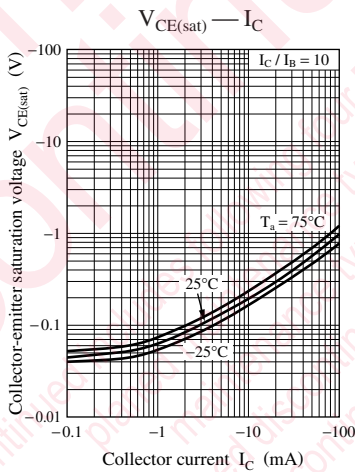
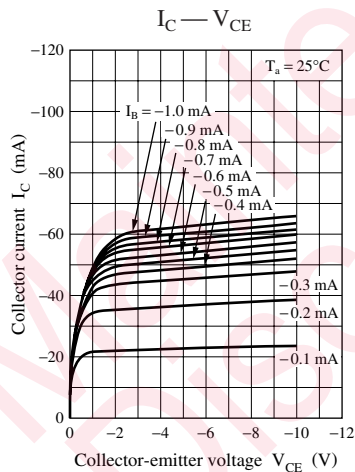


Characteristics charts of UNR2116

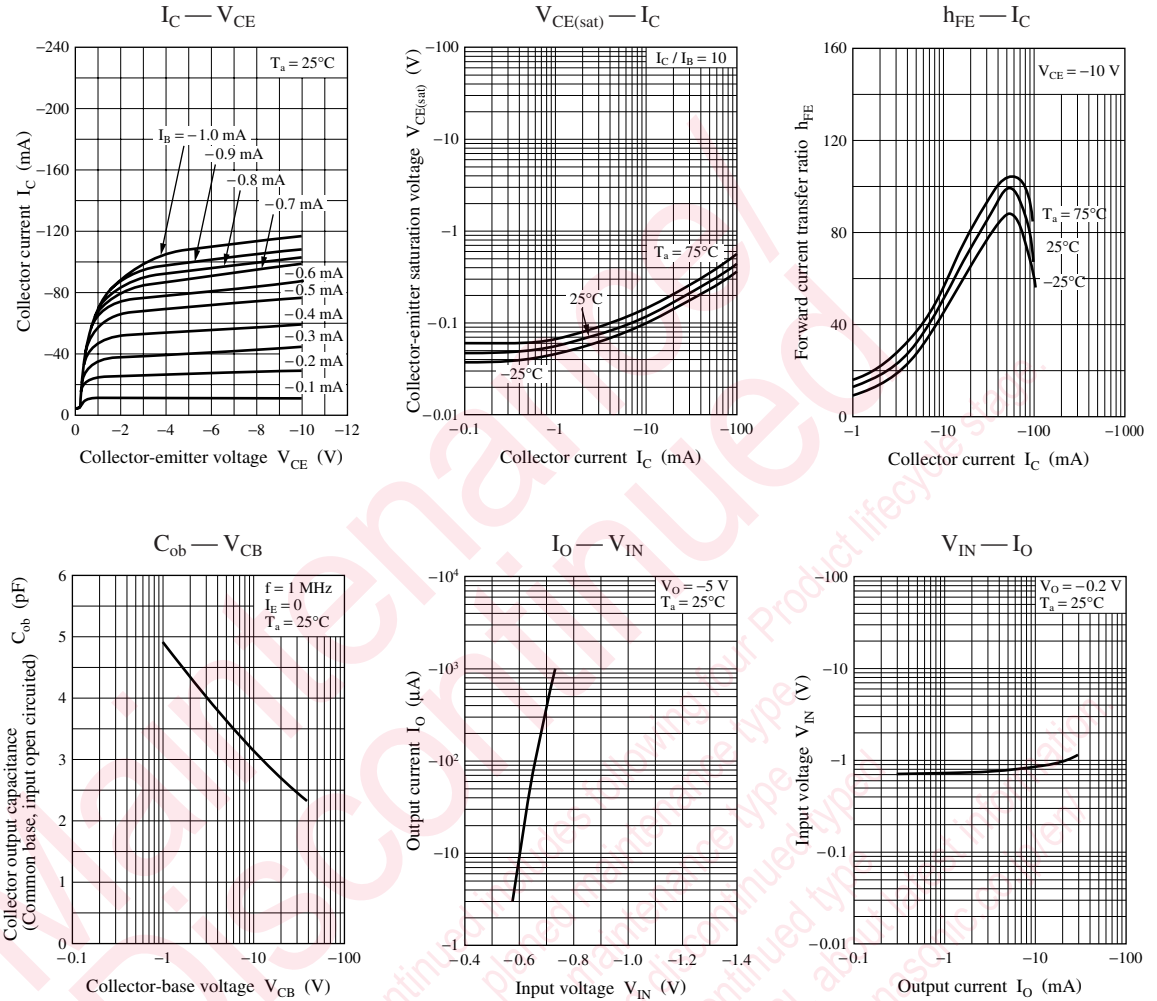




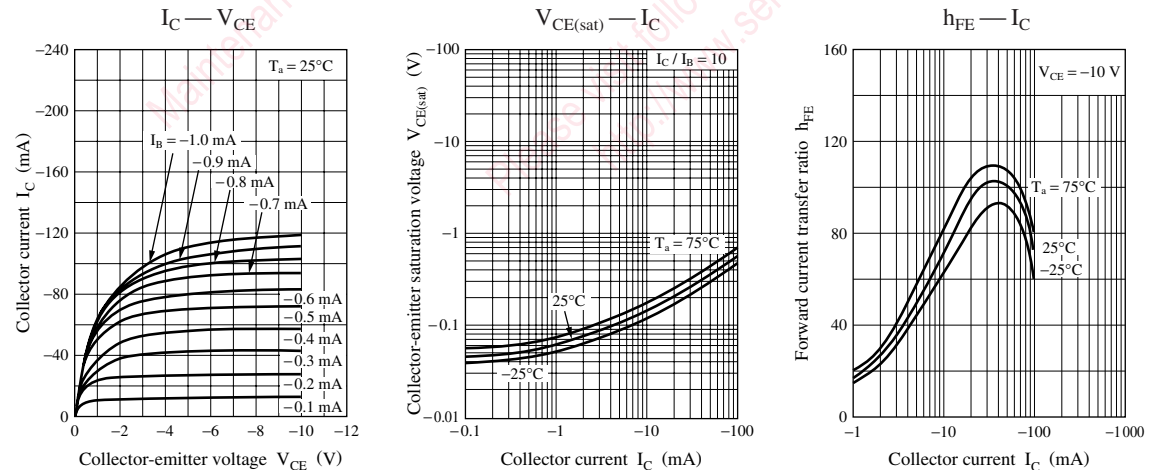
Characteristics charts of UNR2117

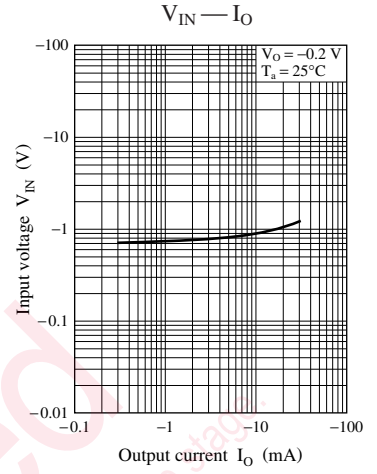
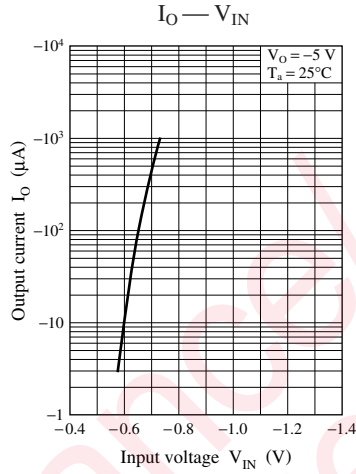
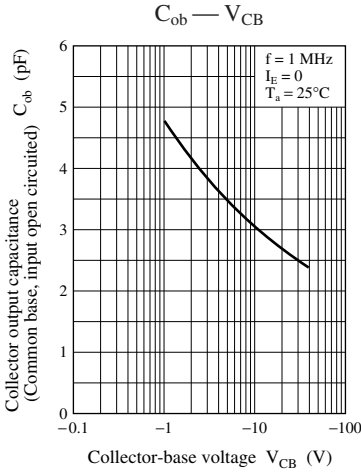


Characteristics charts of UNR2118

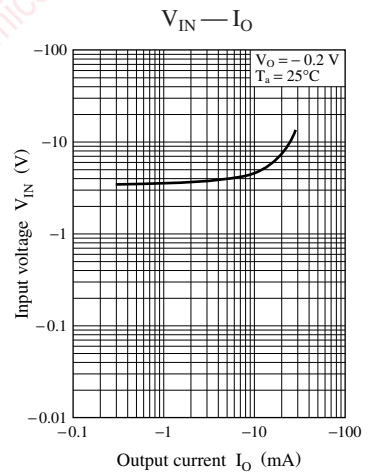
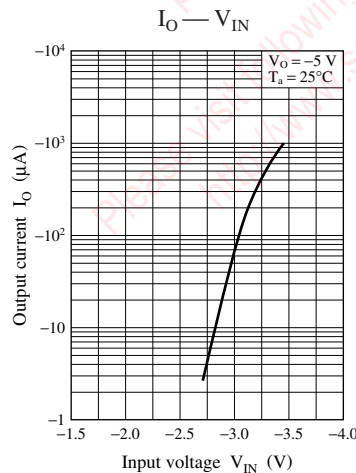
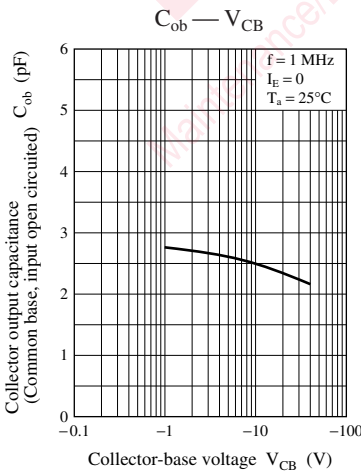
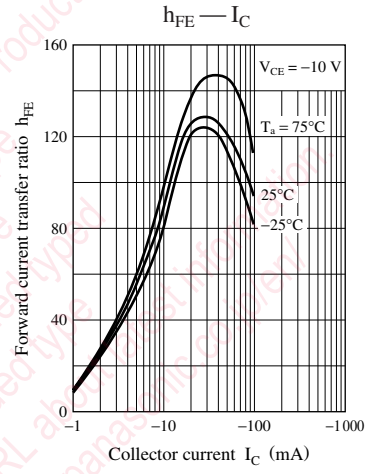
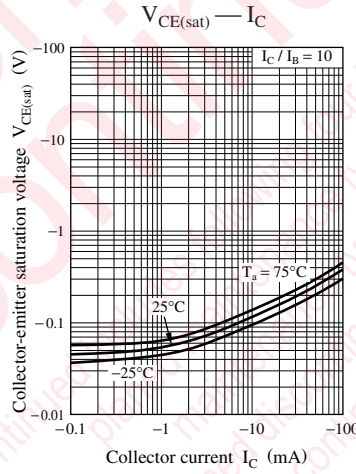
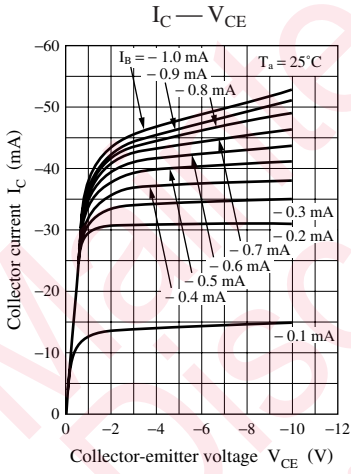


Characteristics charts of UNR2119

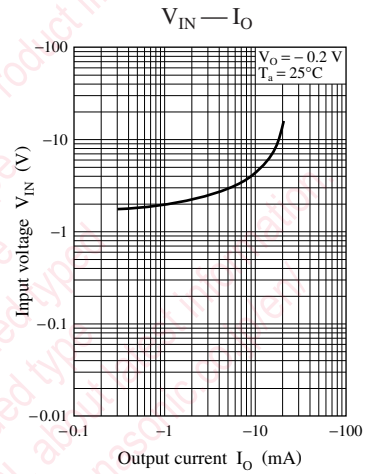
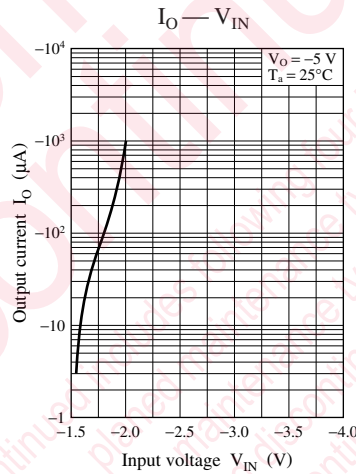
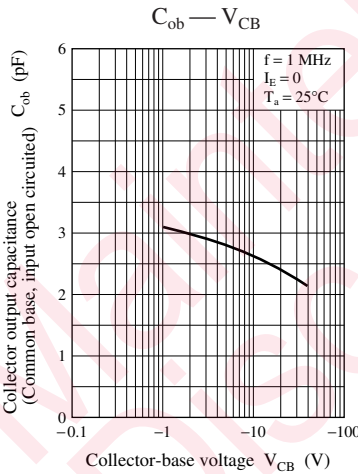
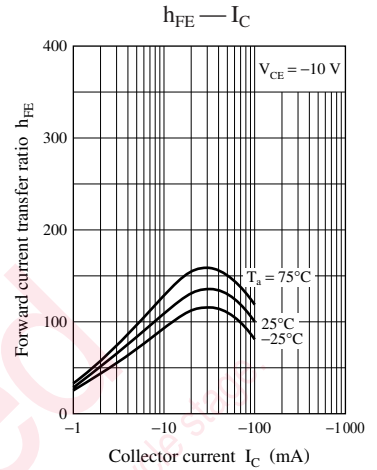
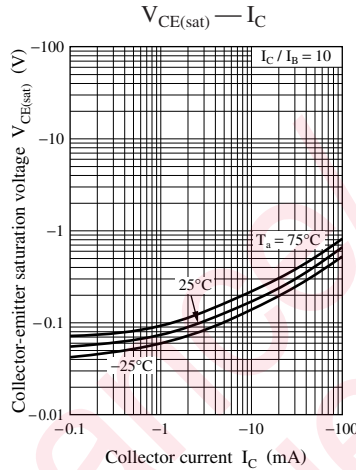
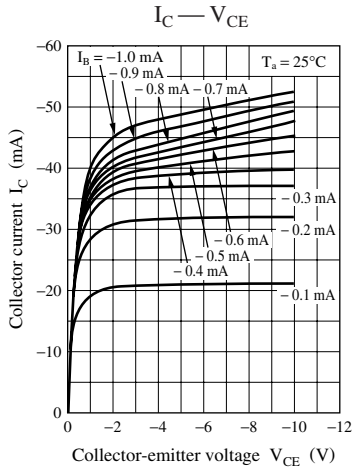




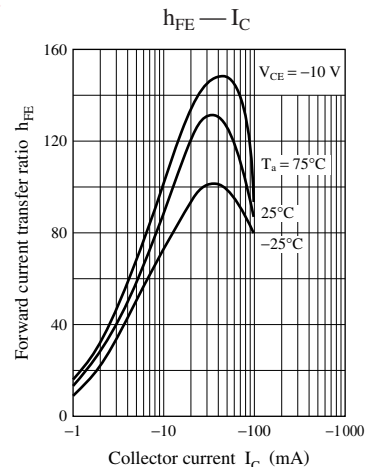
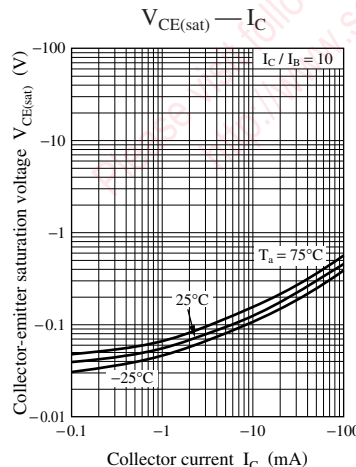
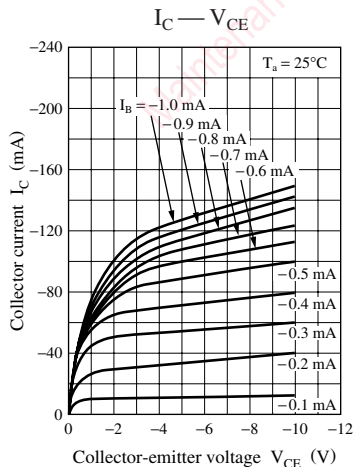
Characteristics charts of UNR211D

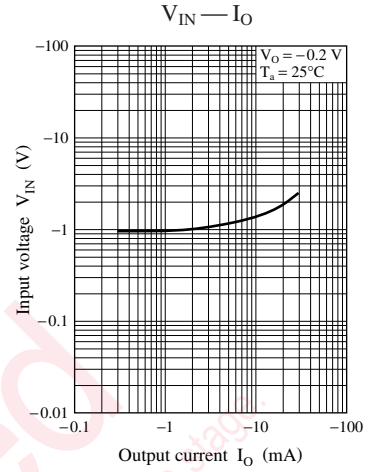
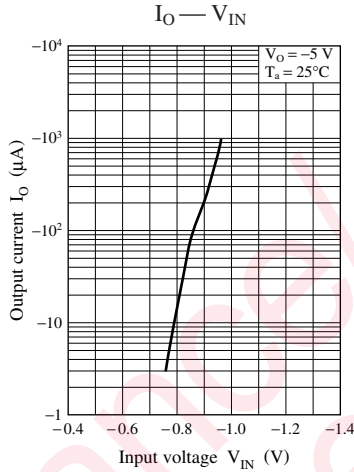
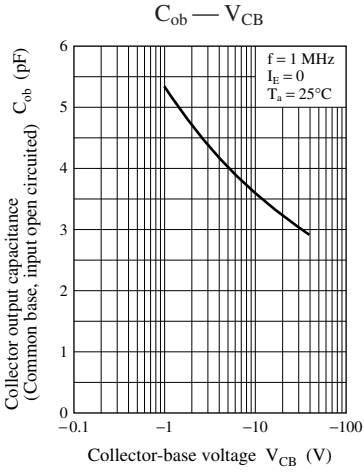


Characteristics charts of UNR211E

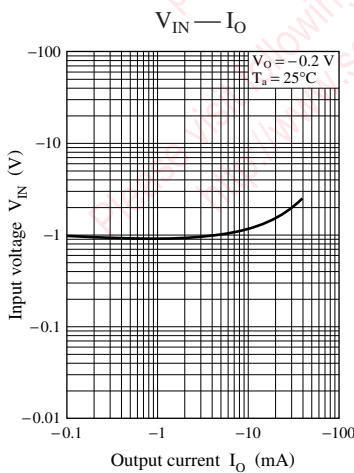
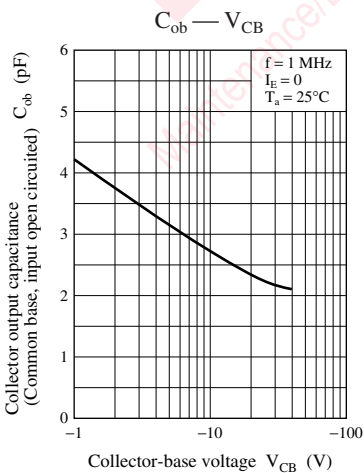
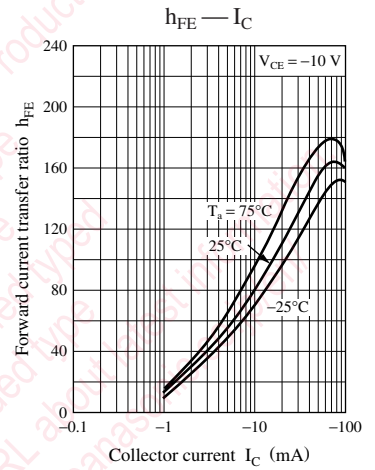
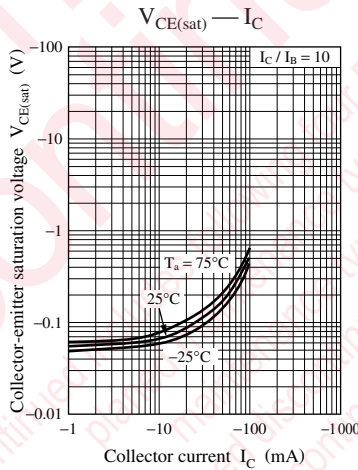
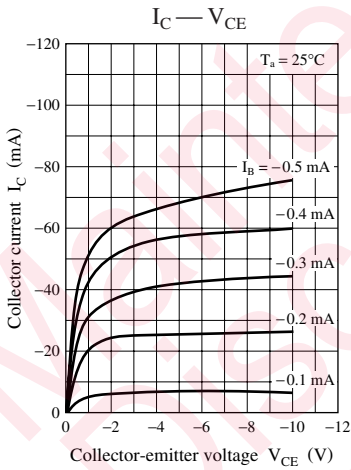


Characteristics charts of UNR211F

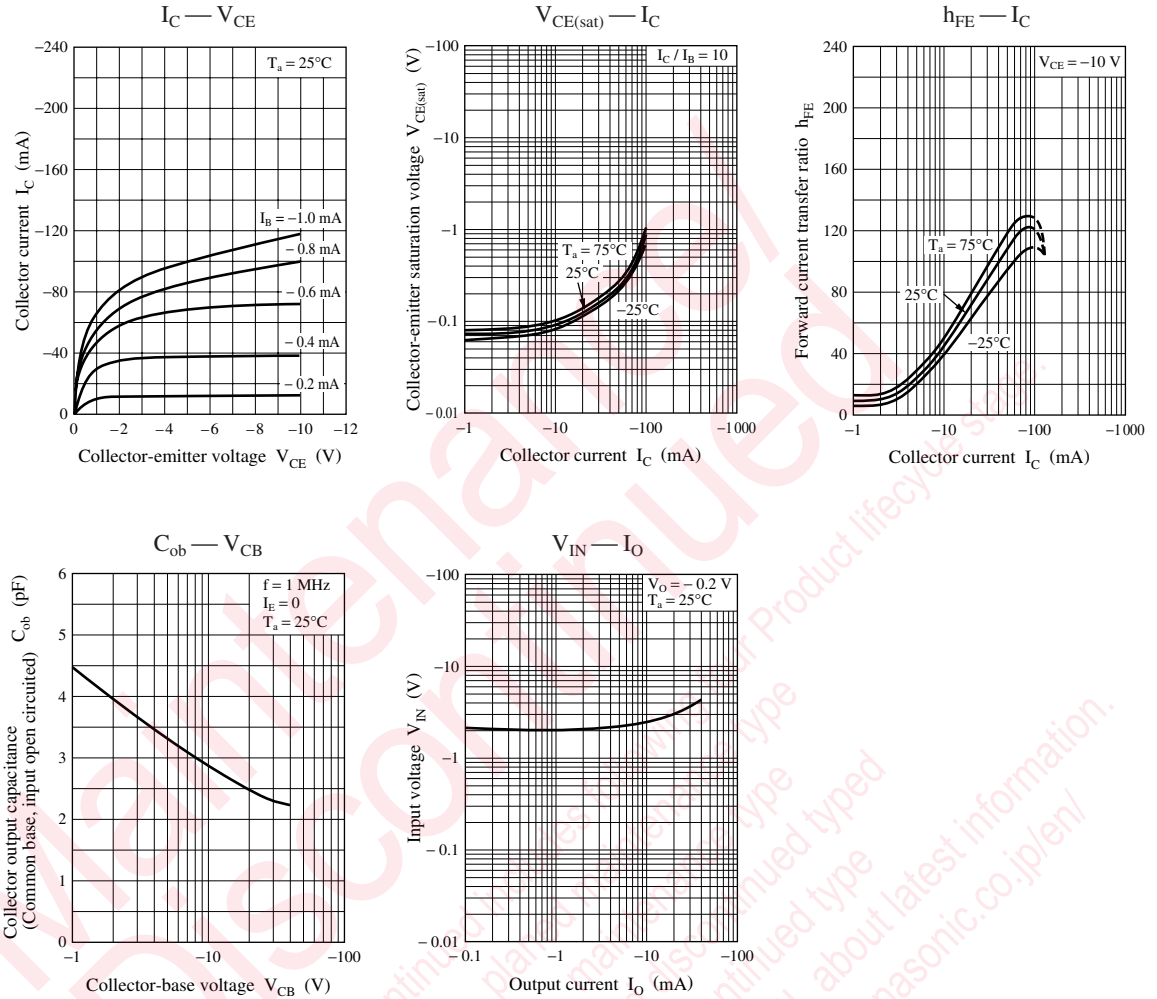




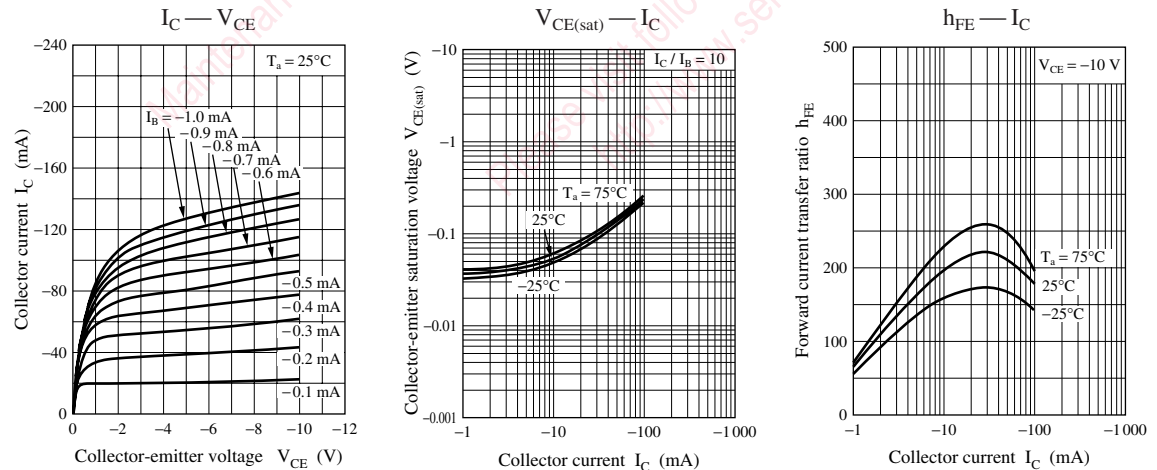
Characteristics charts of UNR211H

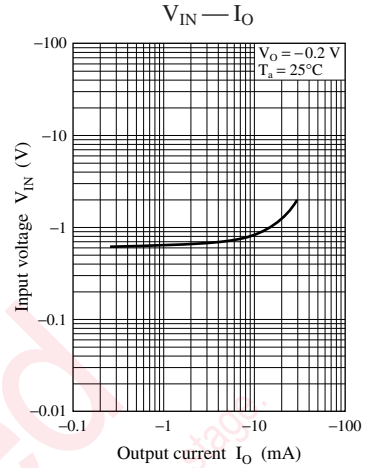
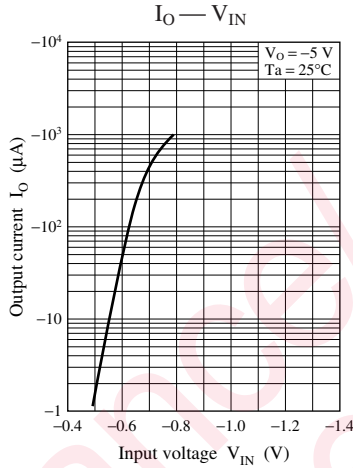
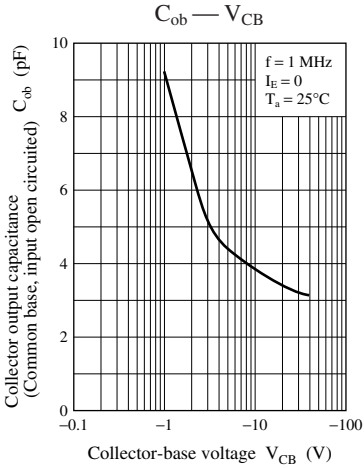


Characteristics charts of UNR211L

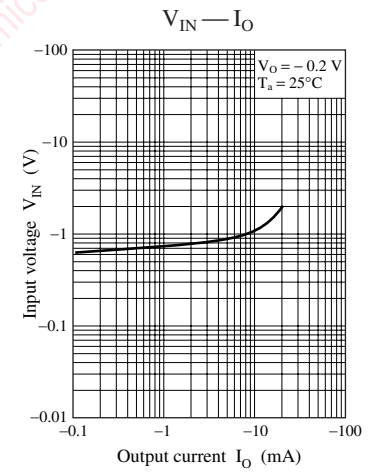
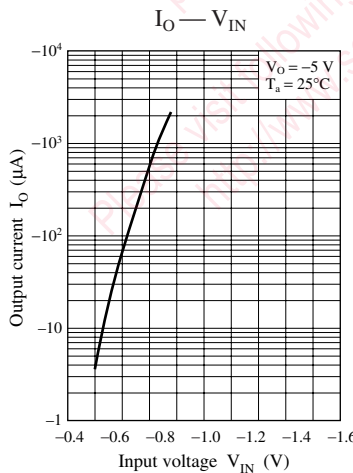
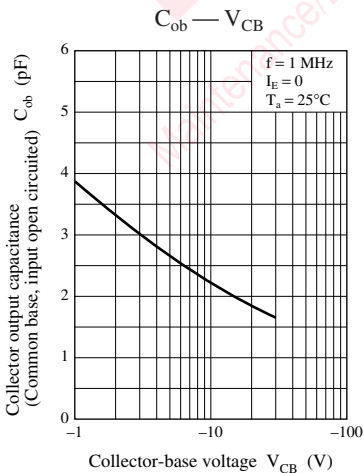
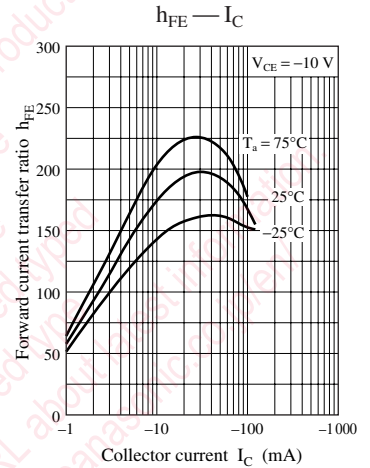
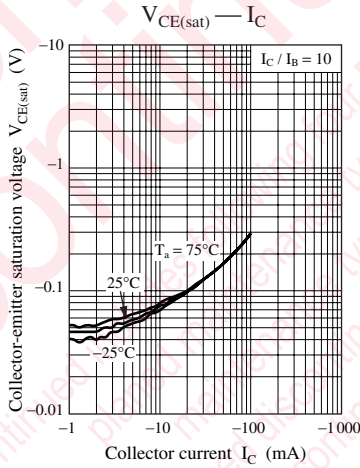
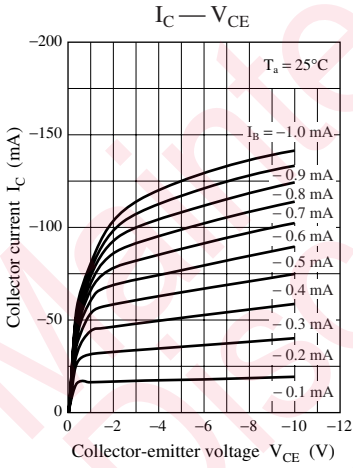


Characteristics charts of UNR211M

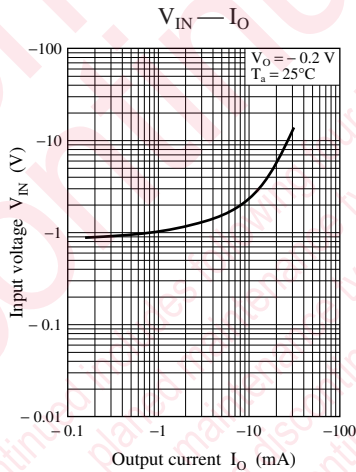
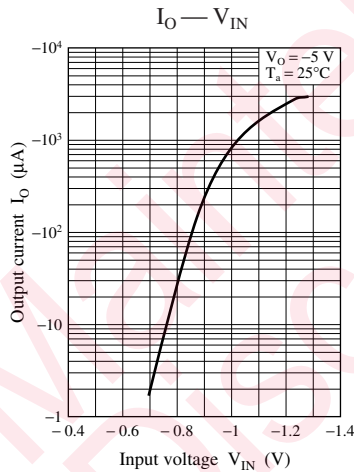
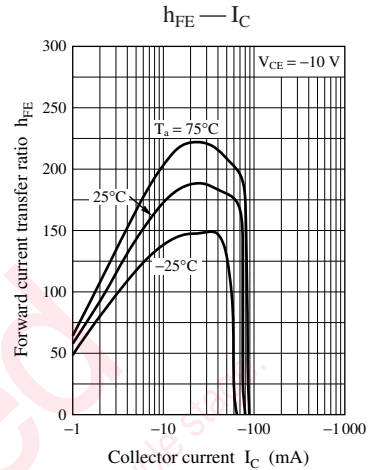
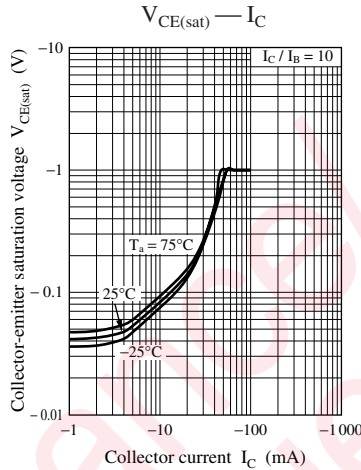
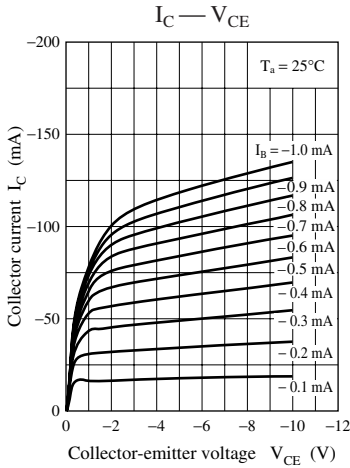




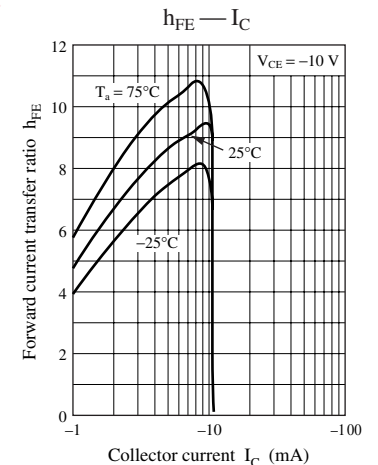
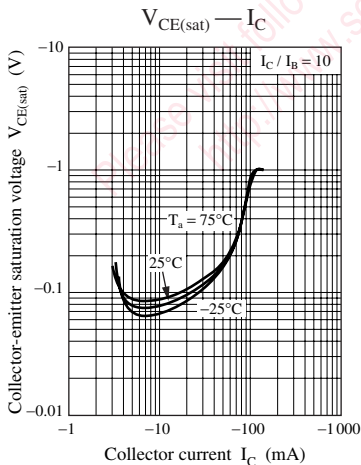
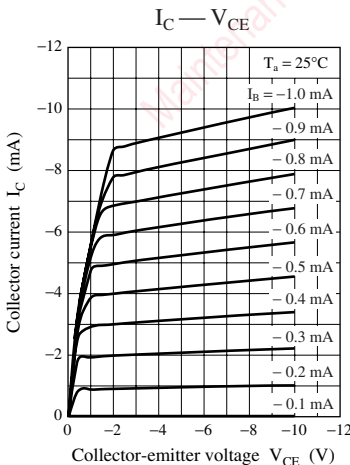
Characteristics charts of UNR211N

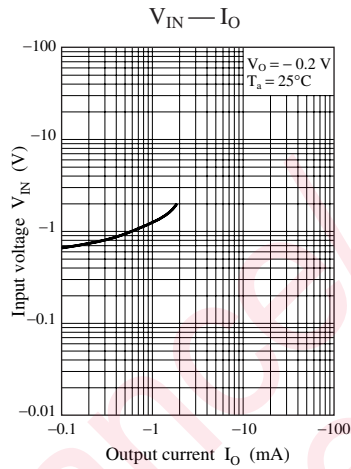
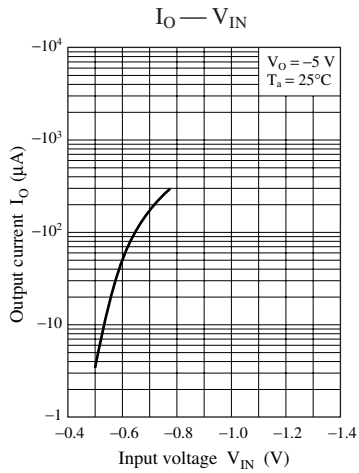


Characteristics charts of UNR211T

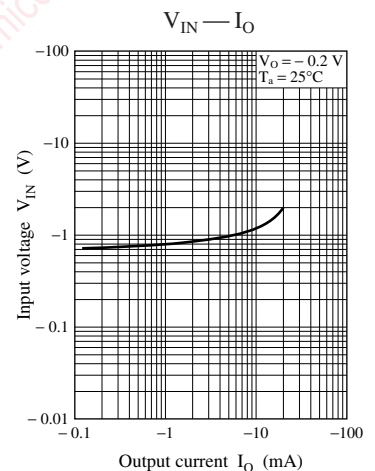
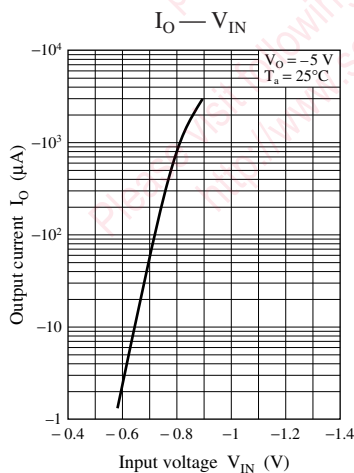
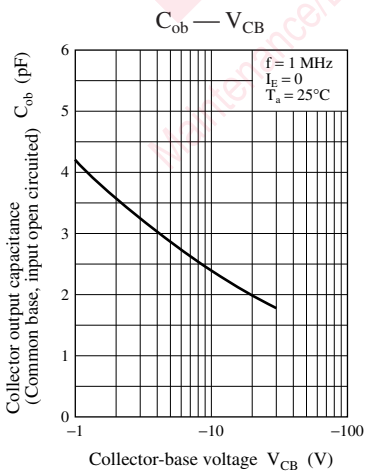
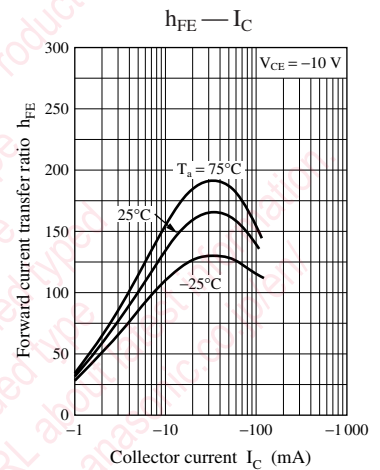
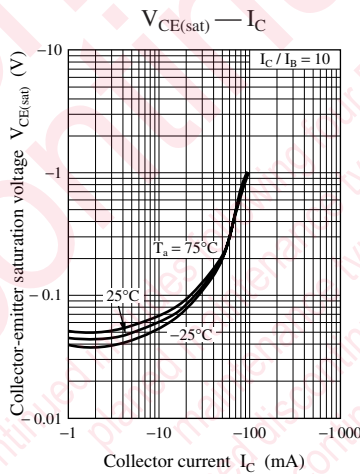
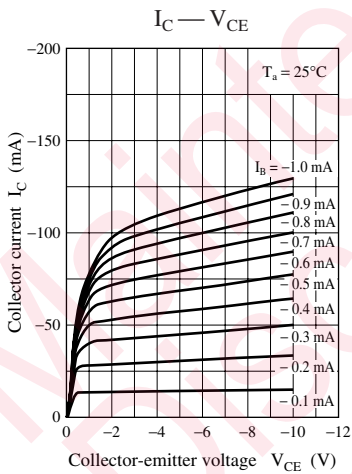


Characteristics charts of UNR211V





Characteristics charts of UNR211Z



utions in using the technical information and scribed in this book

s book is to be exported or provided to non-residents, the laws and
rd to security export control, must be observed.

ly to show the main characteristics and application circuit examples
l property right or other right owned by our company or any other
any as to the infringement upon any such right owned by any other
rmation described in this book.

standard applications or general electronic equipment (such as office
and household appliances).

ng applications:

biles, traffic control equipment, combustion equipment, life support
reliability are required, or if the failure or malfunction of the prod-

ck are subject to change without notice for modification and/or im-
use of the products, therefore, ask for the most up-to-date Product
atisfy your requirements.

bsolute maximum rating and the guaranteed operating conditions
(.). Especially, please be careful not to exceed the range of absolute
er-off and mode-switching. Otherwise, we will not be liable for any

take into the consideration of incidence of break down and failure
n the systems such as redundant design, arresting the spread of fire
al injury, fire, social damages, for example, by using the products.

own and characteristics change due to external factors (ESD, EOS,
mounting or at customer's process. When using products for which
shelf life and the elapsed time since first opening the packages.

ly or partially, without the prior written permission of Matsushita







Looking for pricing, stock, or lifecycle information?

Click below to explore more details on WIN SOURCE:

 [View UNR211900L on WIN SOURCE](#)

 [Panasonic Information](#)

Optimize Your Supply Chain with WIN SOURCE Solutions

-  Global Sourcing Solution
-  Obsolete Management
-  Cost Control Management
-  Shortage Management
-  Alternative Solution
-  Excess Inventory Management