



SILICON TRANSISTOR μ PA802T

HIGH-FREQUENCY LOW NOISE AMPLIFIER NPN SILICON EPITAXIAL TRANSISTOR (WITH BUILT-IN 2 ELEMENTS) MINI MOLD

The μ PA802T has built-in 2 low-voltage transistors which are designed to amplify low noise in the VHF band to the UHF band.

FEATURES

- Low Noise
NF = 1.4 dB TYP. @ f = 1 GHz, $V_{CE} = 3$ V, $I_c = 7$ mA
- High Gain
 $|S_{21e}|^2 = 12$ dB TYP. @ f = 1 GHz, $V_{CE} = 3$ V, $I_c = 7$ mA
- A Mini Mold Package Adopted
- Built-in 2 Transistors (2 \times 2SC4227)

ORDERING INFORMATION

PART NUMBER	QUANTITY	PACKING STYLE
μ PA802T	Loose products (50 PCS)	Embossed tape 8 mm wide. Pin 6 (Q1 Base), Pin 5 (Q2 Base), Pin 4 (Q2 Emitter) face to perforation side of the tape.
μ PA802T-T1	Taping products (3 KPCS/Reel)	

Remark To order evaluation samples, please contact your nearby sales office.
Part number for sample order: μ PA802T-A (Unit sample quantity is 50 pcs.)

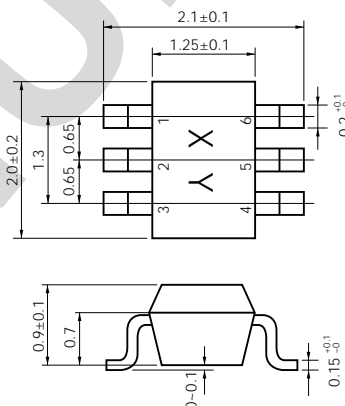
ABSOLUTE MAXIMUM RATINGS (T_A = 25 °C)

PARAMETER	SYMBOL	RATING	UNIT
Collector to Base Voltage	V_{CBO}	20	V
Collector to Emitter Voltage	V_{CEO}	10	V
Emitter to Base Voltage	V_{EBO}	1.5	V
Collector Current	I_c	65	mA
Total Power Dissipation	P_T	150 in 1 element 200 in 2 elements ^{Note}	mW
Junction Temperature	T_j	150	°C
Storage Temperature	T_{stg}	-65 to +150	°C

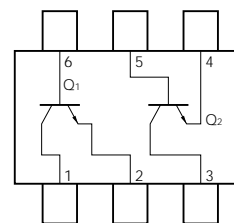
Note 110 mW must not be exceeded in 1 element.

PACKAGE DRAWINGS

(Unit: mm)



PIN CONFIGURATION (Top View)



PIN CONNECTIONS

1. Collector (Q1)
2. Emitter (Q1)
3. Collector (Q2)
4. Emitter (Q2)
5. Base (Q2)
6. Base (Q1)

ELECTRICAL CHARACTERISTICS (T_A = 25 °C)

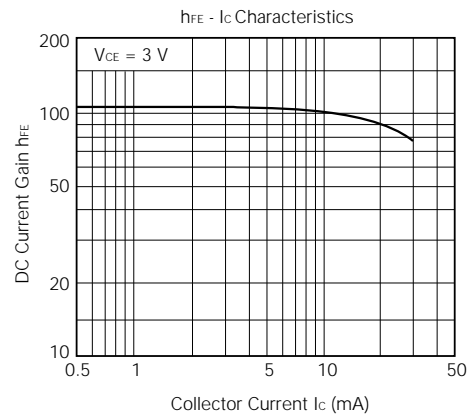
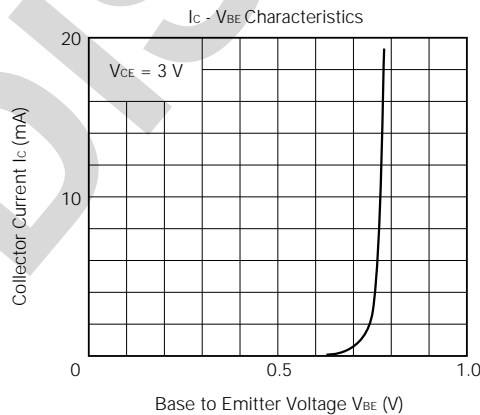
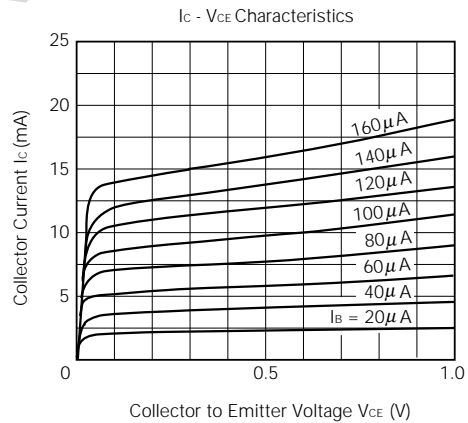
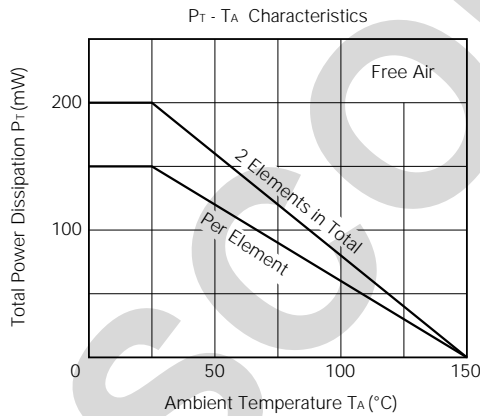
PARAMETER	SYMBOL	CONDITION	MIN.	TYP.	MAX.	UNIT
Collector Cutoff Current	I _{CB0}	V _{CB} = 10 V, I _E = 0			0.8	μA
Emitter Cutoff Current	I _{EB0}	V _{EB} = 1 V, I _C = 0			0.8	μA
DC Current Gain	h _{FE}	V _{CE} = 3 V, I _C = 7 mA ^{Note 1}	70		240	
Gain Bandwidth Product	f _T	V _{CE} = 3 V, I _C = 7 mA, f = 1 GHz	4.5	7.0		GHz
Feed-back Capacitance	C _{re}	V _{CB} = 3 V, I _E = 0, f = 1 MHz ^{Note 2}			0.9	pF
Insertion Power Gain	S ₂₁ ²	V _{CE} = 3 V, I _C = 7 mA, f = 1 GHz	10	12		dB
Noise Figure	NF	V _{CE} = 3 V, I _C = 7 mA, f = 1 GHz		1.4	1.7	dB
h _{FE} Ratio	h _{FE1} /h _{FE2}	V _{CE} = 3 V, I _C = 7 mA A smaller value among h _{FE} of h _{FE1} = Q1, Q2 A larger value among h _{FE} of h _{FE2} = Q1, Q2	0.85			

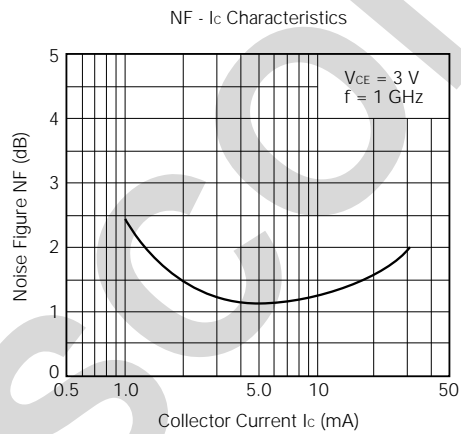
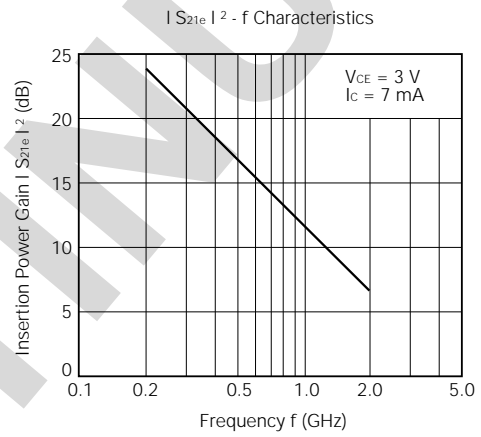
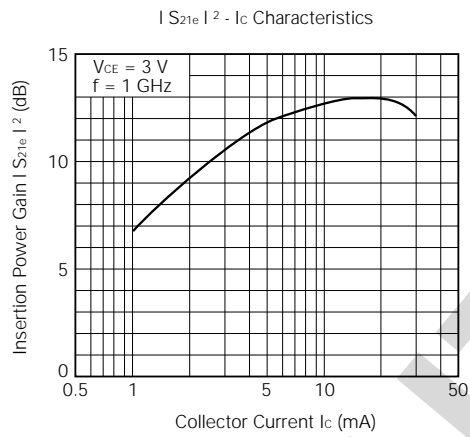
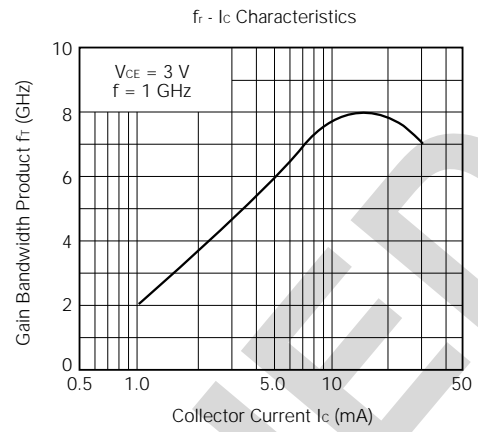
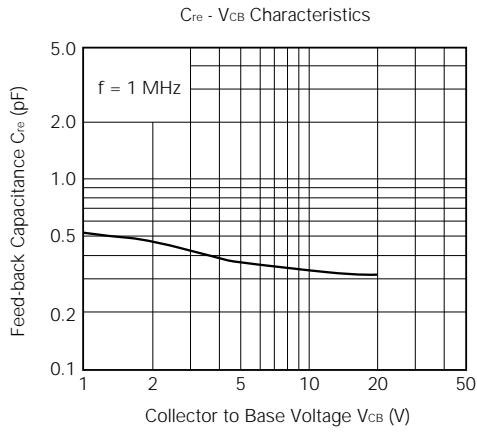
- Notes**
1. Pulse Measurement: P_w ≤ 350 μs, Duty cycle ≤ 2 %
 2. Measured with 3-pin bridge, emitter and case should be connected to guard pin of bridge.

h_{FE} CLASSIFICATION

Rank	FB	GB
Marking	R34	R35
h _{FE} Value	70 to 150	110 to 240

TYPICAL CHARACTERISTICS (T_A = 25 °C)





S-PARAMETERS

V_{CE} = 3 V, I_c = 7 mA, Z_o = 50 Ω

FREQUENCY MHz	S11		S21		S12		S22	
	MAG	ANG	MAG	ANG	MAG	ANG	MAG	ANG
100.000	.804	-23.8	11.631	154.8	.023	74.8	.920	-16.5
200.000	.692	-48.6	10.839	137.5	.040	64.1	.791	-27.7
300.000	.581	-70.3	9.722	123.8	.050	59.9	.675	-33.5
400.000	.489	-89.0	8.519	112.9	.060	56.7	.597	-37.0
500.000	.419	-104.9	7.434	104.1	.067	55.9	.538	-38.7
600.000	.376	-117.1	6.468	97.5	.075	55.6	.497	-40.0
700.000	.342	-128.6	5.729	91.8	.082	55.7	.467	-41.0
800.000	.321	-138.4	5.115	86.7	.089	56.3	.443	-41.7
900.000	.305	-147.3	4.630	82.5	.096	56.1	.427	-42.5
1000.000	.296	-155.2	4.207	78.5	.104	56.4	.412	-43.6
1100.000	.289	-162.2	3.879	74.8	.111	56.0	.401	-44.6
1200.000	.284	-169.3	3.595	71.4	.119	56.4	.393	-45.8
1300.000	.282	-175.3	3.349	68.1	.127	56.2	.384	-47.3
1400.000	.281	179.0	3.133	64.8	.136	56.0	.379	-48.8
1500.000	.283	173.8	2.945	61.9	.143	55.4	.372	-50.1
1600.000	.283	168.6	2.780	58.8	.151	55.0	.367	-51.8
1700.000	.285	163.8	2.631	56.2	.160	54.4	.363	-53.7
1800.000	.286	159.9	2.514	53.3	.168	53.9	.359	-55.4
1900.000	.289	155.4	2.390	50.5	.177	53.3	.354	-57.3
2000.000	.293	151.8	2.293	47.8	.186	52.5	.351	-59.2

V_{CE} = 3 V, I_c = 5 mA, Z_o = 50 Ω

FREQUENCY MHz	S11		S21		S12		S22	
	MAG	ANG	MAG	ANG	MAG	ANG	MAG	ANG
100.0000	.818	-29.4	14.580	156.2	.023	79.9	.932	-14.4
200.0000	.689	-54.3	12.120	137.5	.040	65.1	.824	-23.4
300.0000	.594	-73.1	10.142	124.6	.052	55.0	.716	-30.3
400.0000	.500	-89.8	8.340	114.4	.063	58.5	.620	-32.2
500.0000	.457	-102.8	7.300	107.5	.069	56.4	.577	-34.2
600.0000	.404	-115.0	6.211	101.0	.081	54.9	.525	-35.1
700.0000	.377	-124.4	5.496	96.8	.084	59.5	.511	-36.1
800.0000	.359	-134.3	4.908	91.4	.091	58.4	.471	-36.2
900.0000	.342	-141.5	4.450	88.1	.097	58.4	.458	-35.3
1000.0000	.335	-150.3	4.018	84.7	.100	61.2	.440	-36.5
1100.0000	.326	-155.9	3.750	81.4	.112	61.8	.442	-36.8
1200.0000	.321	-162.4	3.410	78.1	.115	61.4	.417	-37.8
1300.0000	.317	-167.2	3.181	75.6	.124	62.3	.412	-38.5
1400.0000	.321	-173.4	2.995	72.5	.131	63.9	.411	-39.9
1500.0000	.318	-177.5	2.802	69.8	.138	63.6	.407	-40.4
1600.0000	.320	176.6	2.665	67.3	.149	66.4	.400	-41.1
1700.0000	.323	173.2	2.533	66.1	.156	65.3	.394	-43.7
1800.0000	.326	167.8	2.369	63.0	.162	65.9	.394	-44.3
1900.0000	.331	165.6	2.275	61.0	.177	65.4	.390	-45.5
2000.0000	.333	161.4	2.196	59.2	.183	64.5	.384	-47.6

V_{CE} = 3 V, I_c = 3 mA, Z_o = 50 Ω

FREQUENCY MHz	S11		S21		S12		S22	
	MAG	ANG	MAG	ANG	MAG	ANG	MAG	ANG
100.0000	.906	-22.7	9.710	161.6	.026	82.5	.962	-10.6
200.0000	.810	-43.7	8.541	145.3	.049	63.8	.895	-18.3
300.0000	.742	-60.6	7.695	133.4	.062	58.7	.811	-25.8
400.0000	.638	-76.6	6.580	122.4	.073	56.0	.732	-27.7
500.0000	.587	-89.8	5.934	114.1	.082	53.4	.680	-31.2
600.0000	.524	-102.2	5.148	107.1	.091	49.7	.624	-33.5
700.0000	.490	-111.4	4.627	102.2	.094	51.8	.603	-34.4
800.0000	.460	-121.4	4.181	96.0	.099	51.2	.568	-35.0
900.0000	.435	-129.9	3.827	92.6	.101	52.9	.540	-35.7
1000.0000	.427	-138.2	3.443	88.1	.107	50.9	.523	-36.7
1100.0000	.404	-144.9	3.199	84.2	.115	53.7	.512	-36.8
1200.0000	.399	-151.7	2.989	79.8	.113	56.6	.500	-38.6
1300.0000	.392	-157.9	2.779	77.4	.121	54.9	.489	-39.2
1400.0000	.392	-163.6	2.638	73.5	.126	56.4	.483	-40.4
1500.0000	.386	-169.1	2.443	71.3	.135	56.4	.477	-41.8
1600.0000	.380	-174.5	2.344	68.0	.137	60.0	.477	-42.4
1700.0000	.382	-179.7	2.239	65.3	.143	59.5	.466	-44.4
1800.0000	.389	176.1	2.113	63.0	.151	59.4	.461	-44.9
1900.0000	.383	172.5	2.025	61.4	.154	62.6	.456	-46.9
2000.0000	.387	168.3	1.922	58.2	.163	62.0	.464	-48.3

$V_{CE} = 3\text{ V}$, $I_c = 1\text{ mA}$, $Z_o = 50\ \Omega$

FREQUENCY MHz	S11		S21		S12		S22	
	MAG	ANG	MAG	ANG	MAG	ANG	MAG	ANG
100.0000	1.009	-14.5	3.544	168.8	.027	78.6	.994	-5.6
200.0000	.955	-29.7	3.359	156.3	.055	73.6	.969	-10.1
300.0000	.937	-42.6	3.277	147.1	.073	63.4	.947	-15.9
400.0000	.864	-56.2	3.034	136.6	.091	57.7	.898	-18.8
500.0000	.838	-67.3	2.891	128.6	.107	51.1	.865	-22.1
600.0000	.775	-79.3	2.674	120.0	.116	46.6	.824	-25.8
700.0000	.745	-88.5	2.485	114.2	.125	45.2	.803	-27.5
800.0000	.708	-99.1	2.338	106.8	.127	41.2	.776	-29.7
900.0000	.670	-107.9	2.177	101.4	.132	40.2	.740	-31.5
1000.0000	.649	-116.8	2.052	96.0	.135	37.2	.723	-33.7
1100.0000	.621	-124.0	1.914	90.8	.131	36.6	.719	-34.2
1200.0000	.608	-131.8	1.819	86.0	.129	35.4	.700	-36.3
1300.0000	.587	-138.5	1.713	82.4	.130	35.2	.691	-37.6
1400.0000	.587	-144.5	1.628	77.7	.128	36.1	.681	-39.2
1500.0000	.573	-152.6	1.533	73.4	.127	36.0	.662	-40.7
1600.0000	.559	-157.1	1.464	70.3	.124	37.5	.660	-42.7
1700.0000	.562	-164.2	1.421	67.2	.120	39.1	.658	-44.0
1800.0000	.557	-168.9	1.350	64.7	.122	43.3	.658	-46.0
1900.0000	.557	-173.9	1.296	61.1	.122	45.2	.641	-47.8
2000.0000	.551	-178.6	1.240	58.0	.124	48.5	.643	-50.1

DISCONTINUED

NOTICE

1. Descriptions of circuits, software and other related information in this document are provided only to illustrate the operation of semiconductor products and application examples. You are fully responsible for the incorporation of these circuits, software, and information in the design of your equipment. California Eastern Laboratories and Renesas Electronics assumes no responsibility for any losses incurred by you or third parties arising from the use of these circuits, software, or information.
2. California Eastern Laboratories has used reasonable care in preparing the information included in this document, but California Eastern Laboratories does not warrant that such information is error free. California Eastern Laboratories and Renesas Electronics assumes no liability whatsoever for any damages incurred by you resulting from errors in or omissions from the information included herein.
3. California Eastern Laboratories and Renesas Electronics do not assume any liability for infringement of patents, copyrights, or other intellectual property rights of third parties by or arising from the use of Renesas Electronics products or technical information described in this document. No license, express, implied or otherwise, is granted hereby under any patents, copyrights or other intellectual property rights of California Eastern Laboratories or Renesas Electronics or others.
4. You should not alter, modify, copy, or otherwise misappropriate any Renesas Electronics product, whether in whole or in part. California Eastern Laboratories and Renesas Electronics assume no responsibility for any losses incurred by you or third parties arising from such alteration, modification, copy or otherwise misappropriation of Renesas Electronics product.
5. Renesas Electronics products are classified according to the following two quality grades: "Standard" and "High Quality". The recommended applications for each Renesas Electronics product depends on the product's quality grade, as indicated below. "Standard": Computers; office equipment; communications equipment; test and measurement equipment; audio and visual equipment; home electronic appliances; machine tools; personal electronic equipment; and industrial robots etc. "High Quality": Transportation equipment (automobiles, trains, ships, etc.); traffic control systems; anti-disaster systems; anti-crime systems; and safety equipment etc. Renesas Electronics products are neither intended nor authorized for use in products or systems that may pose a direct threat to human life or bodily injury (artificial life support devices or systems, surgical implantations etc.), or may cause serious property damages (nuclear reactor control systems, military equipment etc.). You must check the quality grade of each Renesas Electronics product before using it in a particular application. You may not use any Renesas Electronics product for any application for which it is not intended. California Eastern Laboratories and Renesas Electronics shall not be in any way liable for any damages or losses incurred by you or third parties arising from the use of any Renesas Electronics product for which the product is not intended by California Eastern Laboratories or Renesas Electronics.
6. You should use the Renesas Electronics products described in this document within the range specified by California Eastern Laboratories, especially with respect to the maximum rating, operating supply voltage range, movement power voltage range, heat radiation characteristics, installation and other product characteristics. California Eastern Laboratories shall have no liability for malfunctions or damages arising out of the use of Renesas Electronics products beyond such specified ranges.
7. Although Renesas Electronics endeavors to improve the quality and reliability of its products, semiconductor products have specific characteristics such as the occurrence of failure at a certain rate and malfunctions under certain use conditions. Further, Renesas Electronics products are not subject to radiation resistance design. Please be sure to implement safety measures to guard them against the possibility of physical injury, and injury or damage caused by fire in the event of the failure of a Renesas Electronics product, such as safety design for hardware and software including but not limited to redundancy, fire control and malfunction prevention, appropriate treatment for aging degradation or any other appropriate measures. Because the evaluation of microcomputer software alone is very difficult, please evaluate the safety of the final products or systems manufactured by you.
8. Please contact a California Eastern Laboratories sales office for details as to environmental matters such as the environmental compatibility of each Renesas Electronics product. Please use Renesas Electronics products in compliance with all applicable laws and regulations that regulate the inclusion or use of controlled substances, including without limitation, the EU RoHS Directive. California Eastern Laboratories and Renesas Electronics assume no liability for damages or losses occurring as a result of your noncompliance with applicable laws and regulations.
9. Renesas Electronics products and technology may not be used for or incorporated into any products or systems whose manufacture, use, or sale is prohibited under any applicable domestic or foreign laws or regulations. You should not use Renesas Electronics products or technology described in this document for any purpose relating to military applications or use by the military, including but not limited to the development of weapons of mass destruction. When exporting the Renesas Electronics products or technology described in this document, you should comply with the applicable export control laws and regulations and follow the procedures required by such laws and regulations.
10. It is the responsibility of the buyer or distributor of California Eastern Laboratories, who distributes, disposes of, or otherwise places the Renesas Electronics product with a third party, to notify such third party in advance of the contents and conditions set forth in this document, California Eastern Laboratories and Renesas Electronics assume no responsibility for any losses incurred by you or third parties as a result of unauthorized use of Renesas Electronics products.
11. This document may not be reproduced or duplicated in any form, in whole or in part, without prior written consent of California Eastern Laboratories.
12. Please contact a California Eastern Laboratories sales office if you have any questions regarding the information contained in this document or Renesas Electronics products, or if you have any other inquiries.

NOTE 1: "Renesas Electronics" as used in this document means Renesas Electronics Corporation and also includes its majority-owned subsidiaries.

NOTE 2: "Renesas Electronics product(s)" means any product developed or manufactured by or for Renesas Electronics.

NOTE 3: Products and product information are subject to change without notice.


CEL Headquarters • 4590 Patrick Henry Drive, Santa Clara, CA 95054 • Phone (408) 919-2500 • www.cel.com

For a complete list of sales offices, representatives and distributors,
Please visit our website: www.cel.com/contactus

Looking for pricing, stock, or lifecycle information?

Click below to explore more details on WIN SOURCE:

 [View UPA802T-A on WIN SOURCE](#)

 [CEL Information](#)

Optimize Your Supply Chain with WIN SOURCE Solutions

-  Global Sourcing Solution
-  Obsolete Management
-  Cost Control Management
-  Shortage Management
-  Alternative Solution
-  Excess Inventory Management