

# UNR521x Series (UN521x Series)

## Silicon NPN epitaxial planar type

For digital circuits

### ■ Features

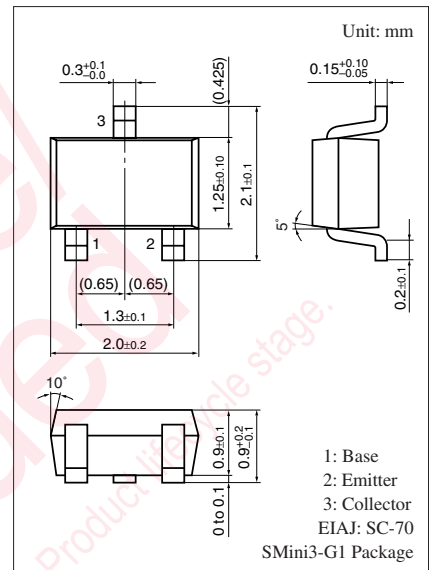
- Costs can be reduced through downsizing of the equipment and reduction of the number of parts
- S-Mini type package, allowing automatic insertion through the tape packing and magazine packing

### ■ Resistance by Part Number

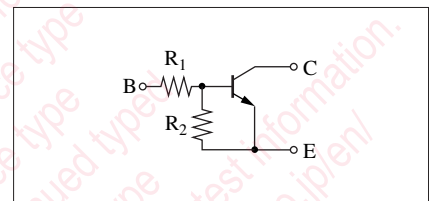
	Marking symbol (R <sub>1</sub> )	(R <sub>2</sub> )
• UNR5210 (UN5210)	8L	47 kΩ —
• UNR5211 (UN5211)	8A	10 kΩ 10 kΩ
• UNR5212 (UN5212)	8B	22 kΩ 22 kΩ
• UNR5213 (UN5213)	8C	47 kΩ 47 kΩ
• UNR5214 (UN5214)	8D	10 kΩ 47 kΩ
• UNR5215 (UN5215)	8E	10 kΩ —
• UNR5216 (UN5216)	8F	4.7 kΩ —
• UNR5217 (UN5117)	8H	22 kΩ —
• UNR5218 (UN5218)	8I	0.51 kΩ 5.1 kΩ
• UNR5219 (UN5219)	8K	1 kΩ 10 kΩ
• UNR521D (UN521D)	8M	47 kΩ 10 kΩ
• UNR521E (UN521E)	8N	47 kΩ 22 kΩ
• UNR521F (UN521F)	8O	4.7 kΩ 10 kΩ
• UNR521K (UN521K)	8P	10 kΩ 4.7 kΩ
• UNR521L (UN521L)	8Q	4.7 kΩ 4.7 kΩ
• UNR521M (UN521M)	EL	2.2 kΩ 47 kΩ
• UNR521N (UN521N)	EX	4.7 kΩ 47 kΩ
• UNR521T (UN521T)	EZ	22 kΩ 47 kΩ
• UNR521V (UN521V)	FD	2.2 kΩ 2.2 kΩ
• UNR521Z (UN521Z)	FF	4.7 kΩ 22 kΩ

### ■ Absolute Maximum Ratings T<sub>a</sub> = 25°C

Parameter	Symbol	Rating	Unit
Collector-base voltage (Emitter open)	V <sub>CBO</sub>	50	V
Collector-emitter voltage (Base open)	V <sub>CEO</sub>	50	V
Collector current	I <sub>C</sub>	100	mA
Total power dissipation	P <sub>T</sub>	150	mW
Junction temperature	T <sub>J</sub>	150	°C
Storage temperature	T <sub>stg</sub>	-55 to +150	°C



### Internal Connection



Note) The part numbers in the parenthesis show conventional part number.

**■ Electrical Characteristics**  $T_a = 25^\circ\text{C} \pm 3^\circ\text{C}$ 

Parameter		Symbol	Conditions	Min	Typ	Max	Unit
Collector-base voltage (Emitter open)		$V_{CBO}$	$I_C = 10 \mu\text{A}, I_E = 0$	50			V
Collector-emitter voltage (Base open)		$V_{CEO}$	$I_C = 2 \text{ mA}, I_B = 0$	50			V
Collector-base cutoff current (Emitter open)		$I_{CBO}$	$V_{CB} = 50 \text{ V}, I_E = 0$			0.1	$\mu\text{A}$
Collector-emitter cutoff current (Base open)		$I_{CEO}$	$V_{CE} = 50 \text{ V}, I_B = 0$			0.5	
Emitter-base cutoff current (Collector open)	UNR5210/5215/5216/5217	$I_{EBO}$	$V_{EB} = 6 \text{ V}, I_C = 0$			0.01	mA
	UNR5213					0.1	
	UNR5212/5214/521D/ 521E/521M/521N/521T					0.2	
	UNR521Z					0.4	
	UNR5211					0.5	
	UNR521F/521K					1.0	
	UNR5219					1.5	
	UNR5218/521L/521V					2.0	
	Forward current transfer ratio			UNR521V	$h_{FE}$	$V_{CE} = 10 \text{ V}, I_C = 5 \text{ mA}$	
UNR5218/521K/521L		20					
UNR5219/521D/521F		30					
UNR5211		35					
UNR5212/521E		60					
UNR521Z		60	200				
UNR5213/5214/521M		80					
UNR521N/521T		80	400				
UNR5210*/5215*/5216*/5217*		160	460				
Collector-emitter saturation voltage		$V_{CE(sat)}$	$I_C = 10 \text{ mA}, I_B = 0.3 \text{ mA}$			0.25	V
UNR521V				$I_C = 10 \text{ mA}, I_B = 1.5 \text{ mA}$			
Output voltage high-level		$V_{OH}$	$V_{CC} = 5 \text{ V}, V_B = 0.5 \text{ V}, R_L = 1 \text{ k}\Omega$	4.9			V
Output voltage low-level		$V_{OL}$	$V_{CC} = 5 \text{ V}, V_B = 2.5 \text{ V}, R_L = 1 \text{ k}\Omega$			0.2	V
UNR5213/521K			$V_{CC} = 5 \text{ V}, V_B = 3.5 \text{ V}, R_L = 1 \text{ k}\Omega$				
UNR521D			$V_{CC} = 5 \text{ V}, V_B = 10 \text{ V}, R_L = 1 \text{ k}\Omega$				
UNR521E			$V_{CC} = 5 \text{ V}, V_B = 6.0 \text{ V}, R_L = 1 \text{ k}\Omega$				
Transition frequency		$f_T$	$V_{CB} = 10 \text{ V}, I_E = -2 \text{ mA}, f = 200 \text{ MHz}$		150		MHz
Input resistance	UNR5218	$R_1$		-30%	0.51	+30%	$\text{k}\Omega$
	UNR5219				1.0		
	UNR521M/521V				2.2		
	UNR5216/521F/521L/521N UNR521Z				4.7		
	UNR5211/5214/5215/521K				10		
	UNR5212/5217/521T				22		
	UNR5210/5213/521D/521E				47		

Note) 1. Measuring methods are based on JAPANESE INDUSTRIAL STANDARD JIS C 7030 measuring methods for transistors.

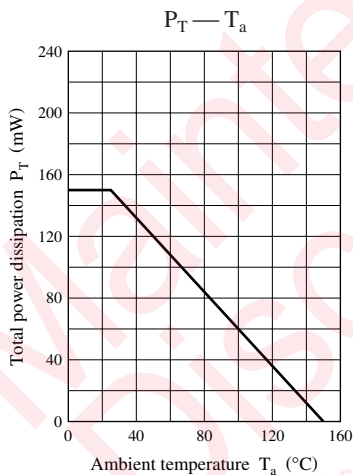
2. \*: Rank classification

Rank	Q	R	S	No-rank
$h_{FE}$	160 to 260	210 to 340	290 to 460	160 to 460

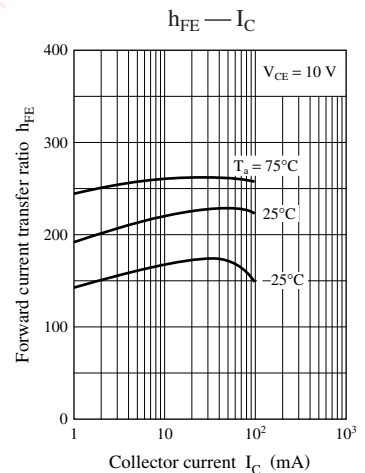
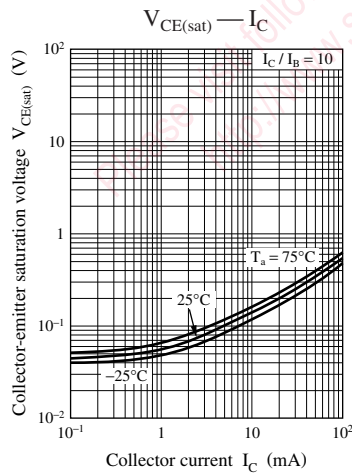
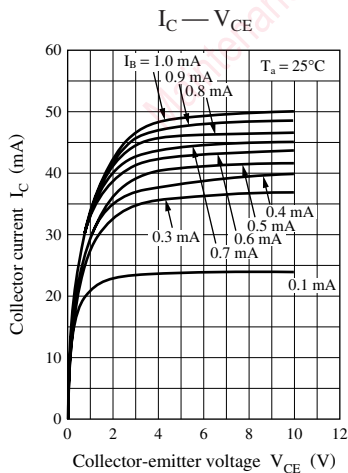
■ Electrical Characteristics (continued)  $T_a = 25^\circ\text{C} \pm 3^\circ\text{C}$

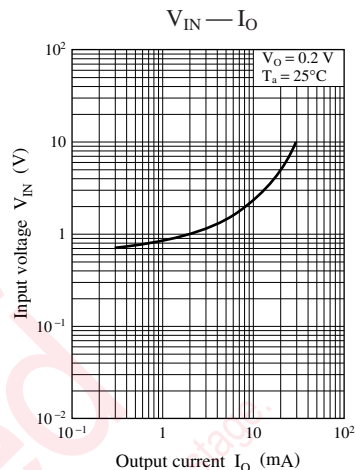
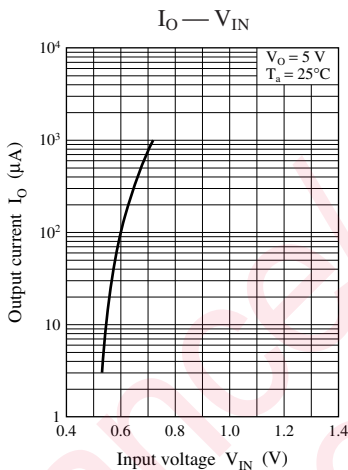
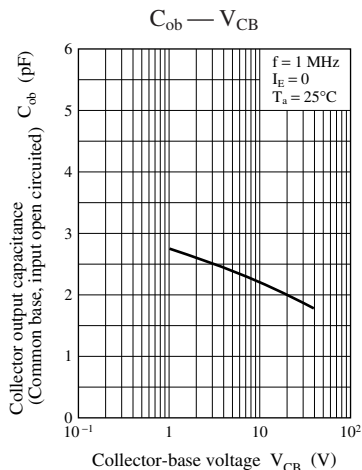
	Parameter	Symbol	Conditions	Min	Typ	Max	Unit
Resistance ratio	UNR521M	$R_1/R_2$			0.047		—
	UNR521N				0.1		
	UNR5218/5219				0.08	0.10	0.12
	UNR521Z					0.21	
	UNR5214				0.17	0.21	0.25
	UNR521T					0.47	
	UNR521F				0.37	0.47	0.57
	UNR521V					1.0	
	UNR5211/5212/5213/521L				0.8	1.0	1.2
	UNR521K				1.70	2.13	2.60
	UNR521E				1.70	2.14	2.60
	UNR521D				3.7	4.7	5.7

Common characteristics chart

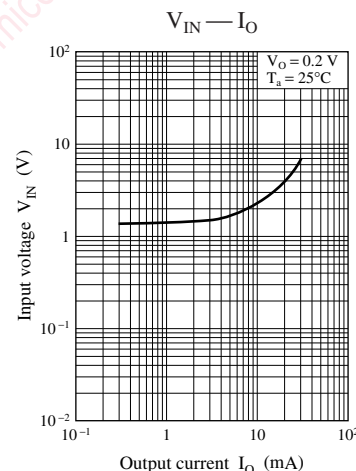
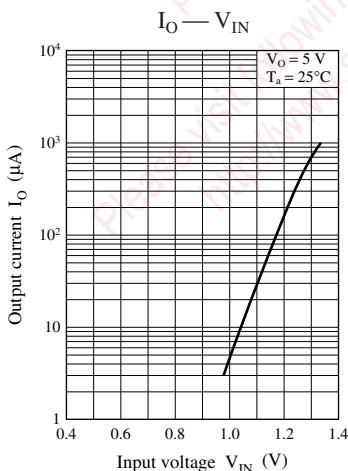
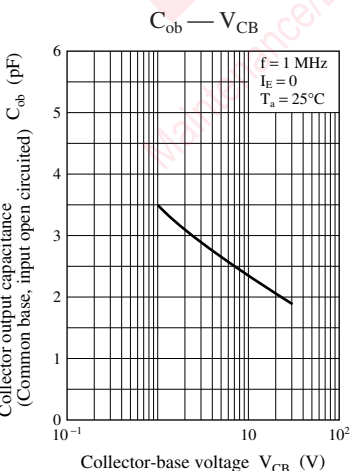
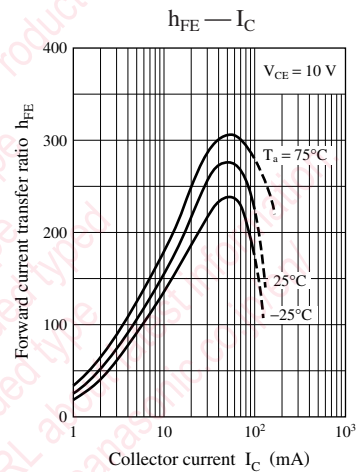
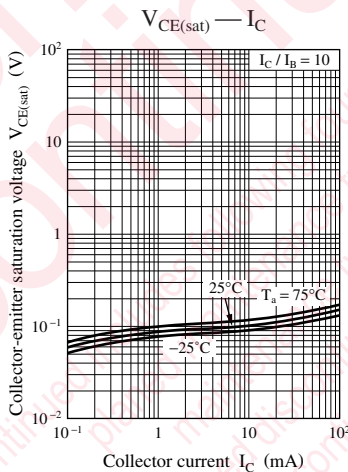
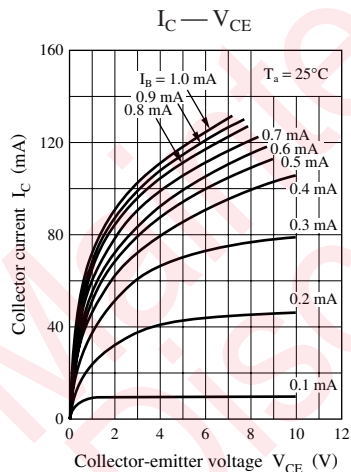


Characteristics charts of UNR5210

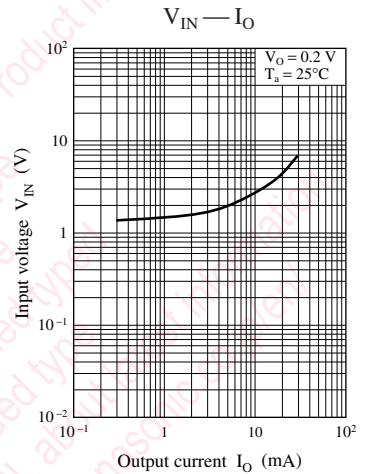
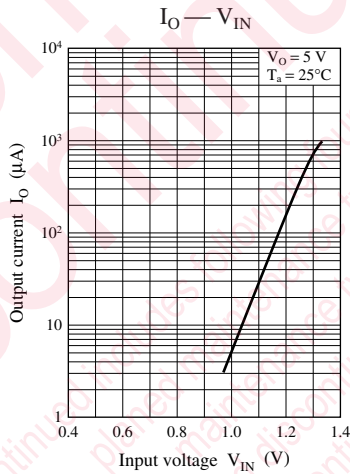
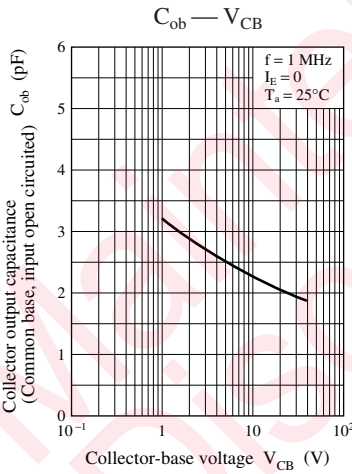
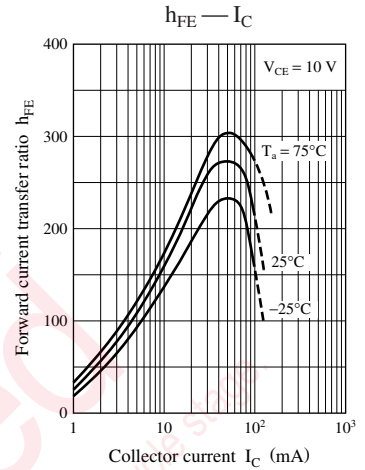
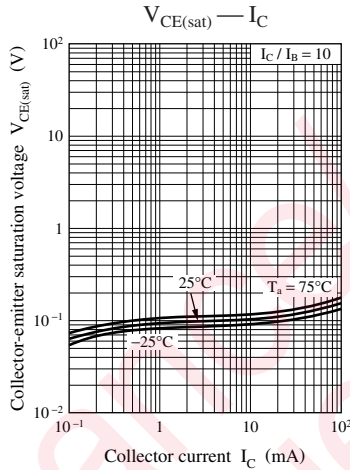
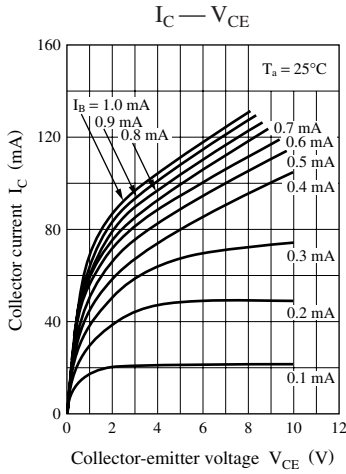




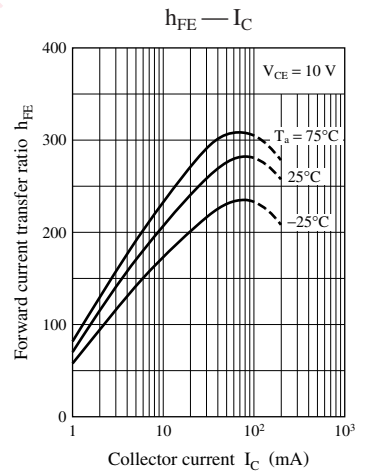
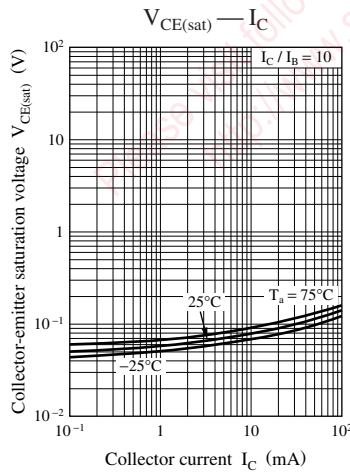
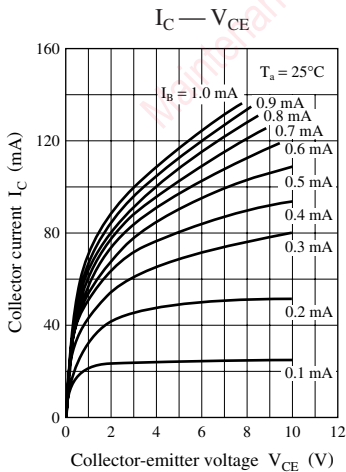
**Characteristics charts of UNR5211**

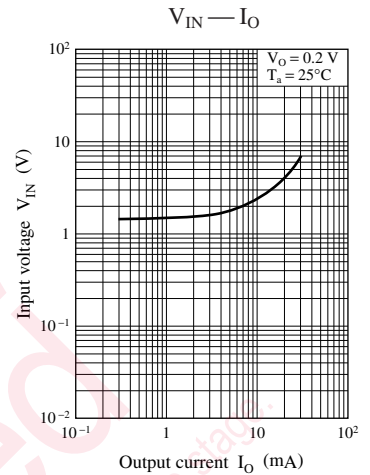
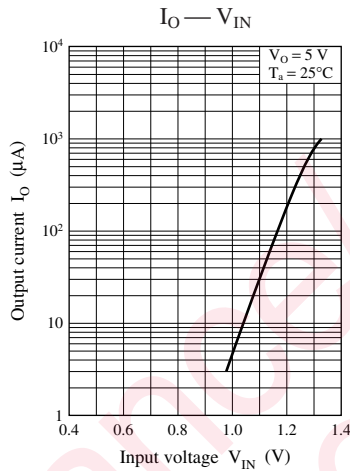
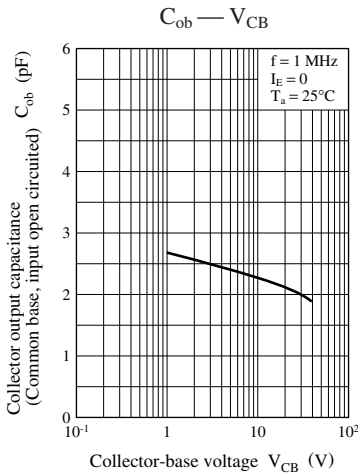


**Characteristics charts of UNR5212**

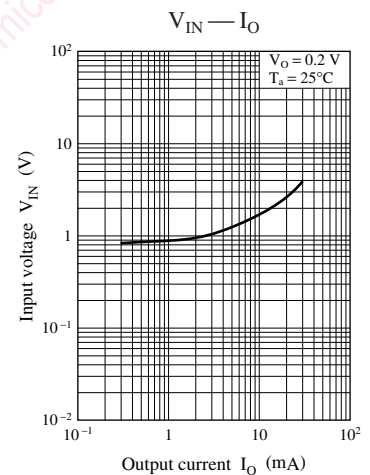
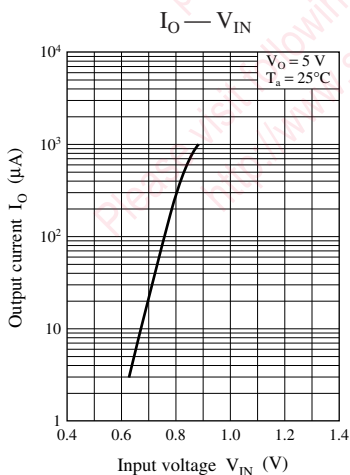
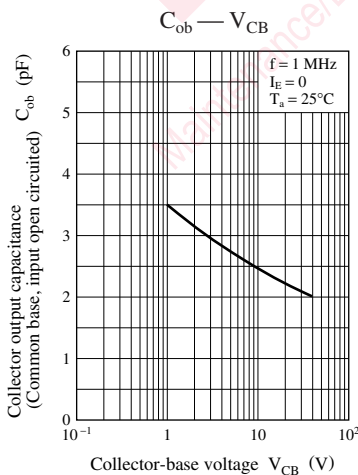
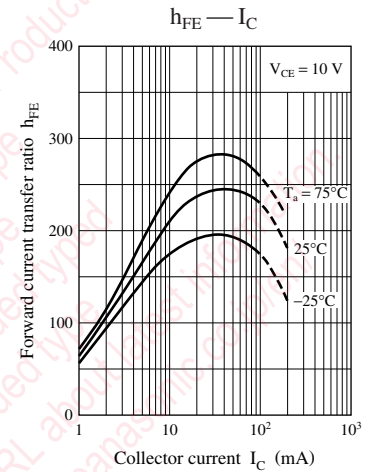
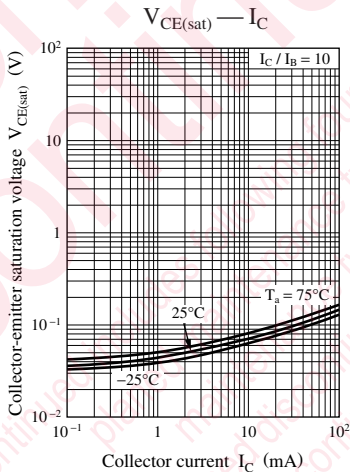
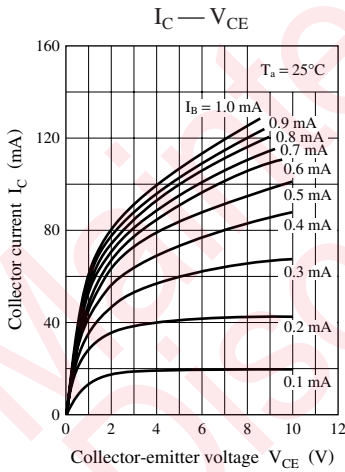


**Characteristics charts of UNR5213**

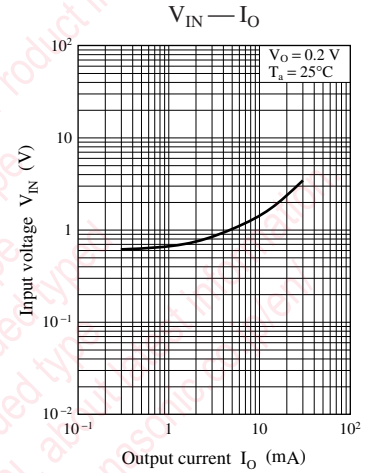
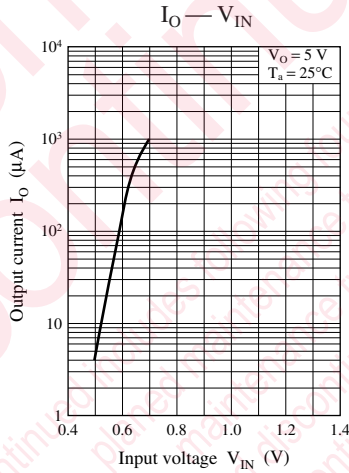
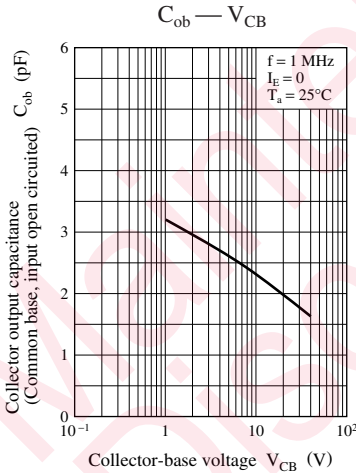
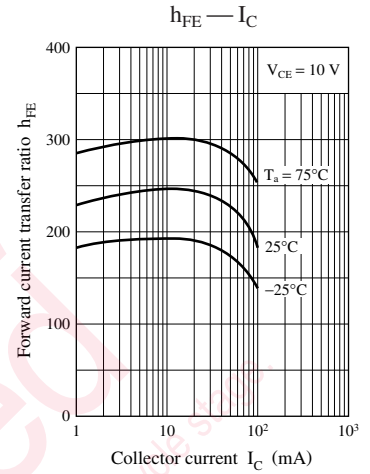
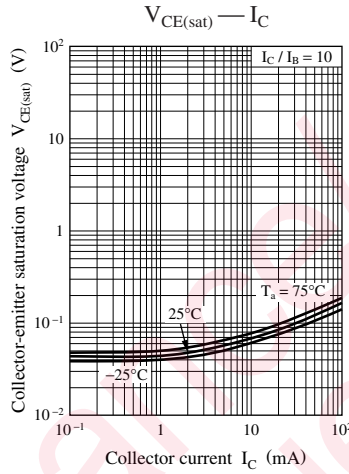
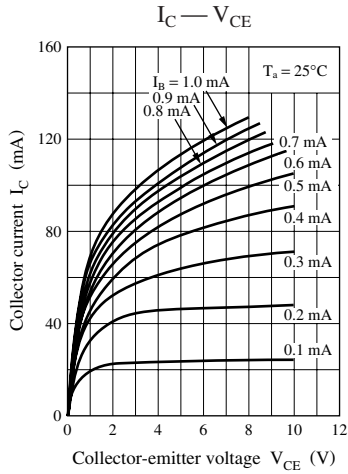




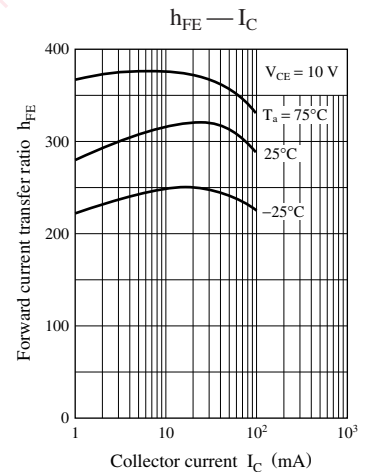
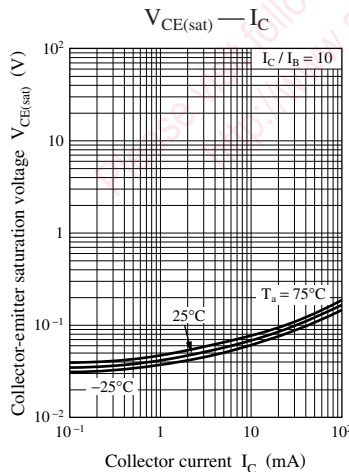
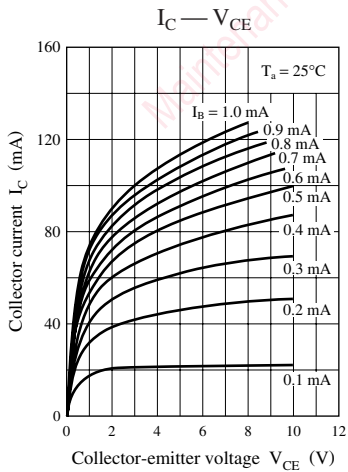
**Characteristics charts of UNR5214**

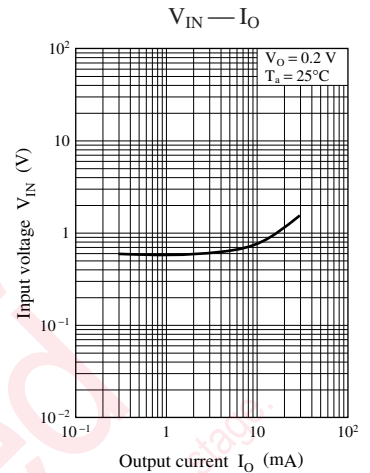
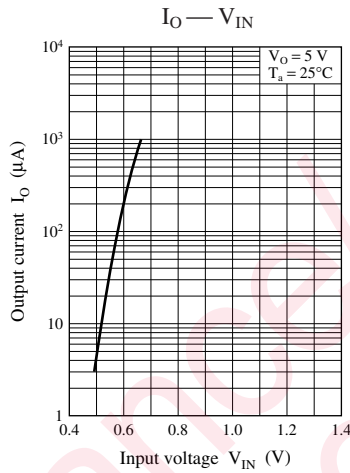
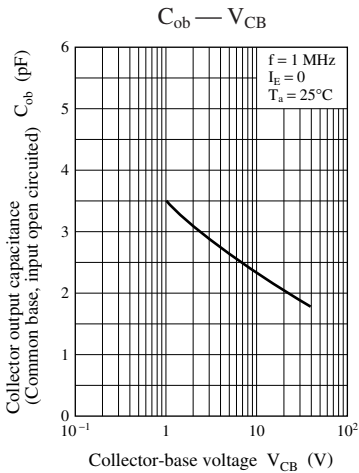


Characteristics charts of UNR5215

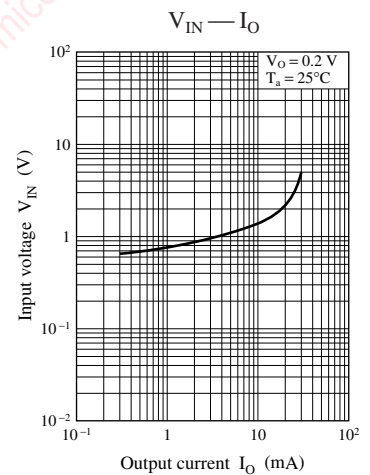
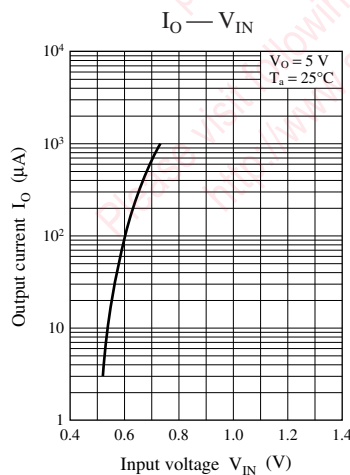
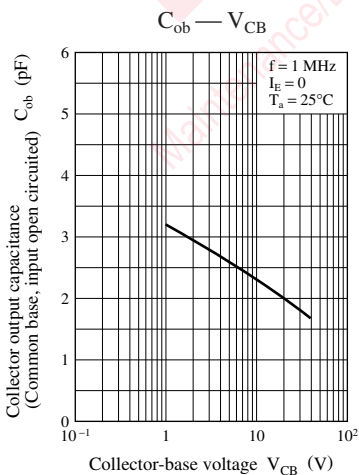
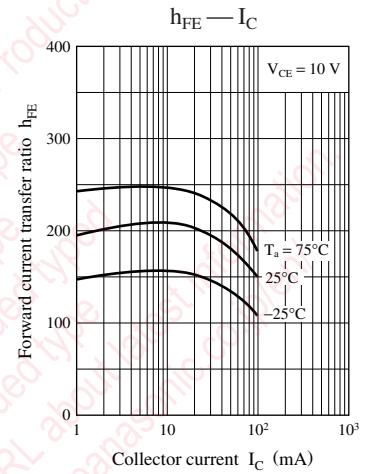
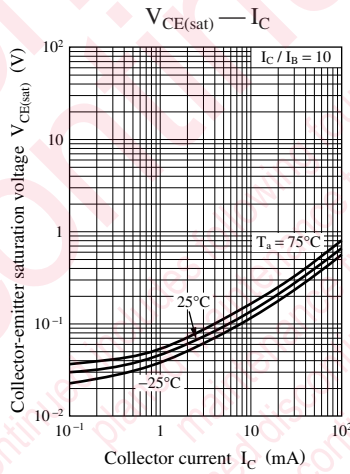
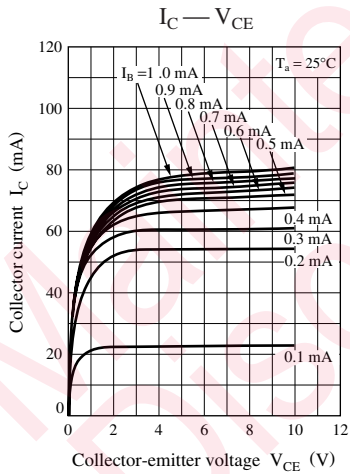


Characteristics charts of UNR5216

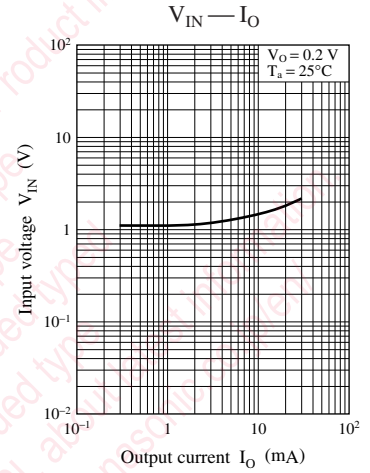
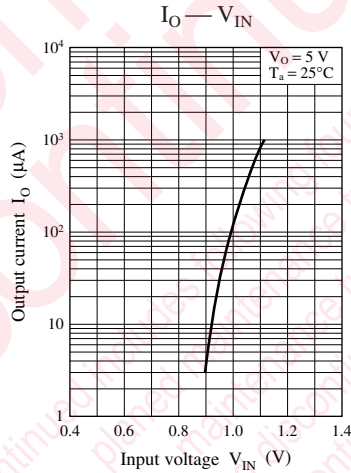
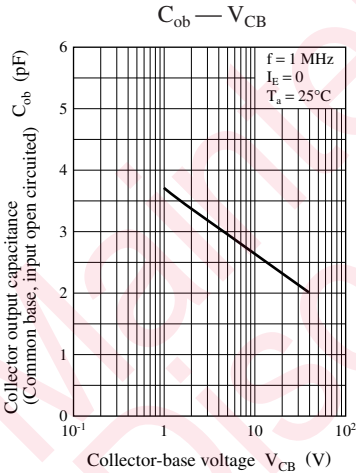
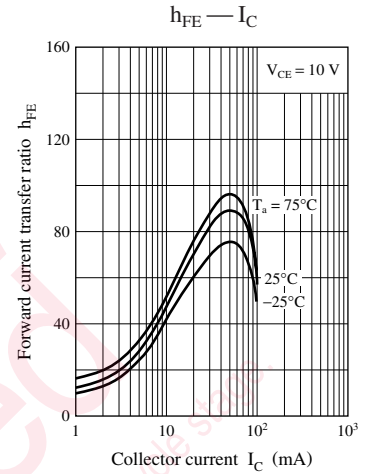
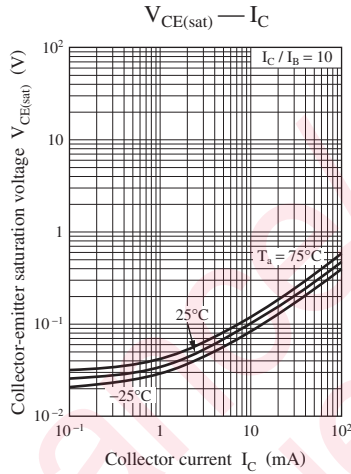
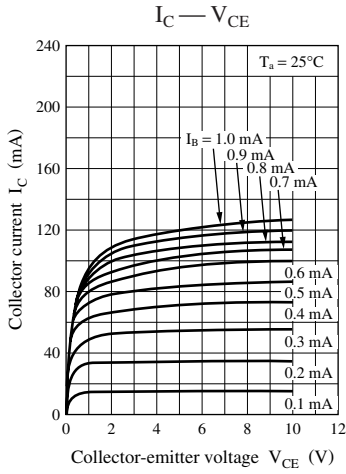




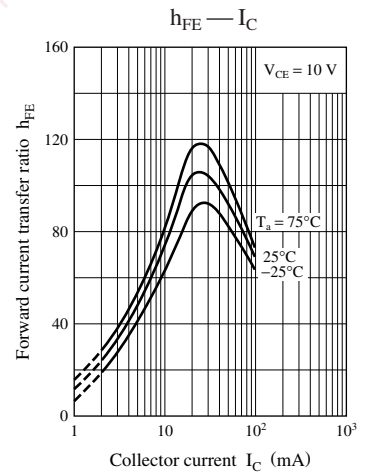
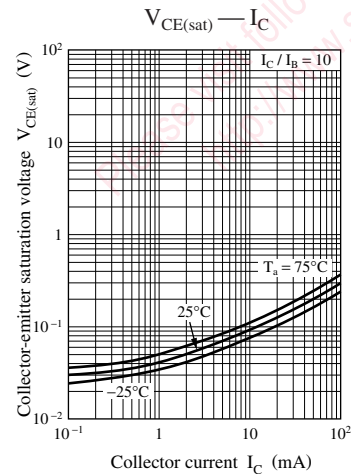
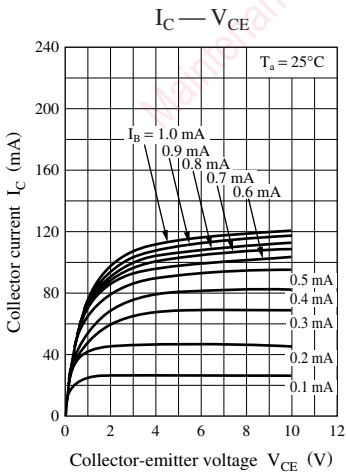
Characteristics charts of UNR5217

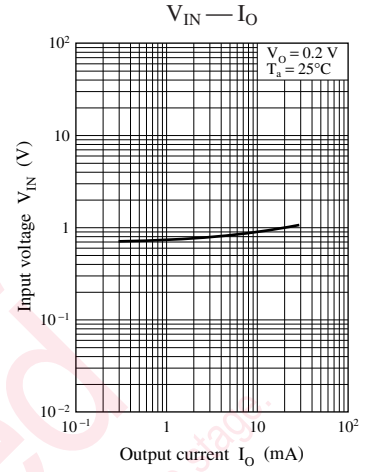
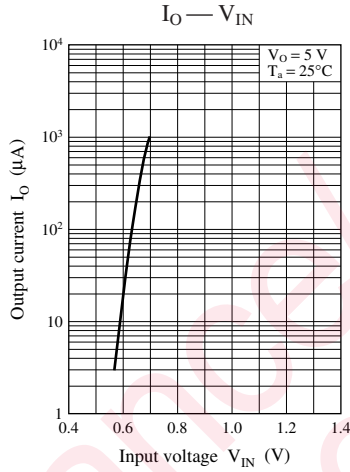
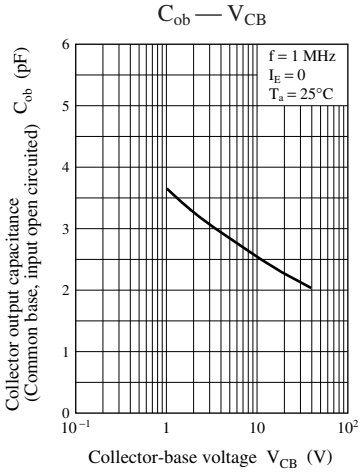


Characteristics charts of UNR5218

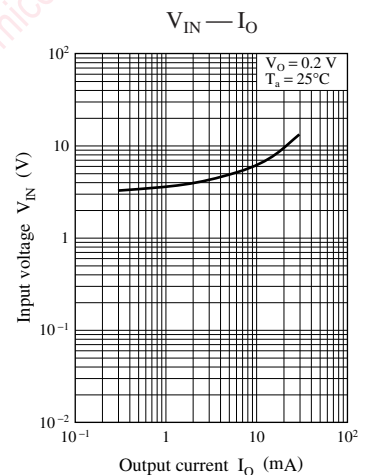
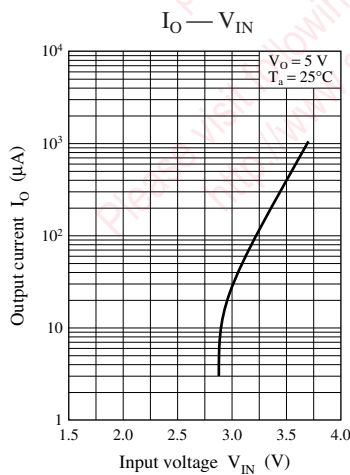
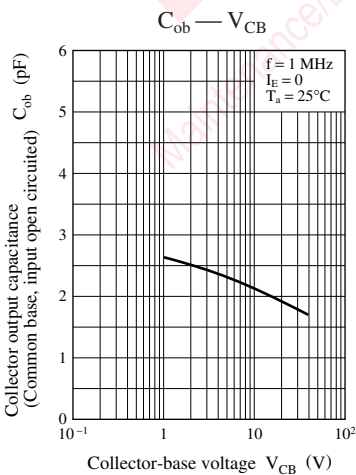
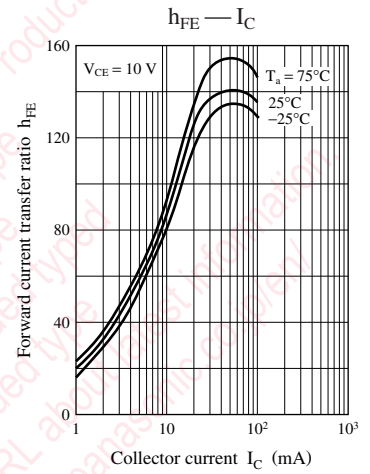
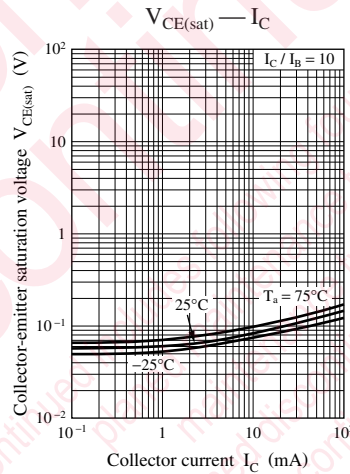
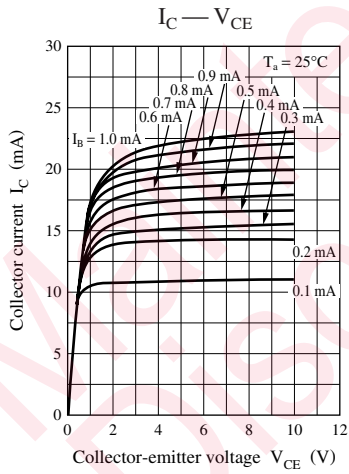


Characteristics charts of UNR5219

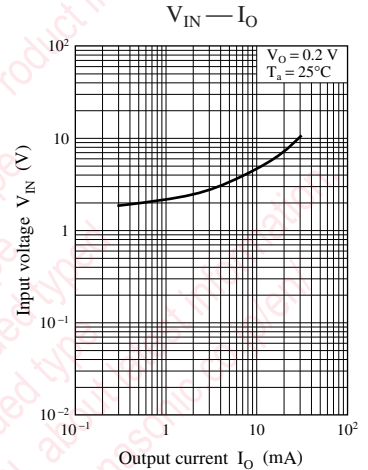
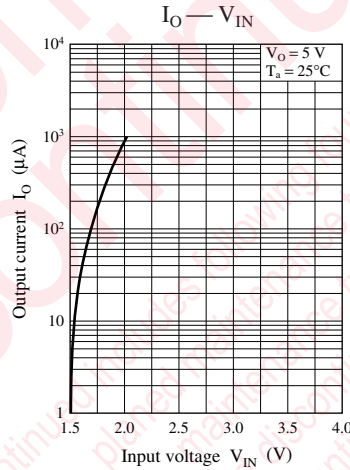
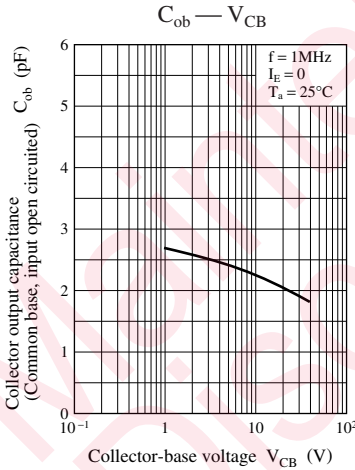
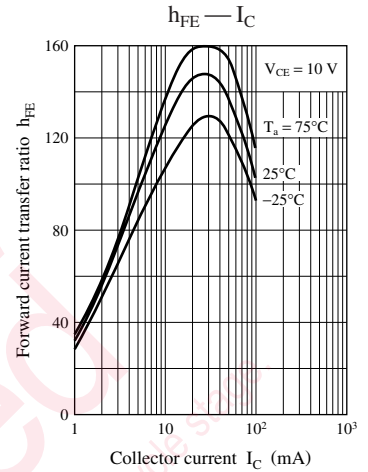
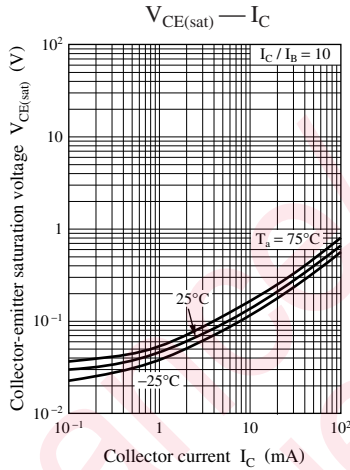
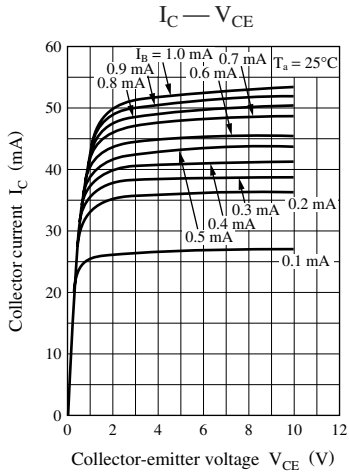




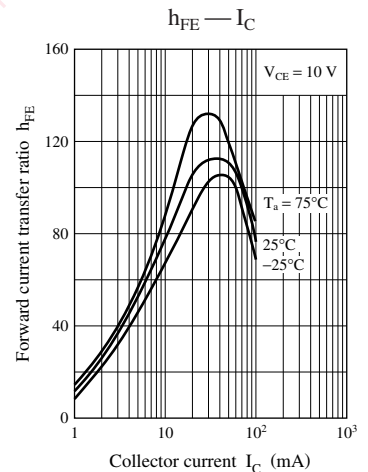
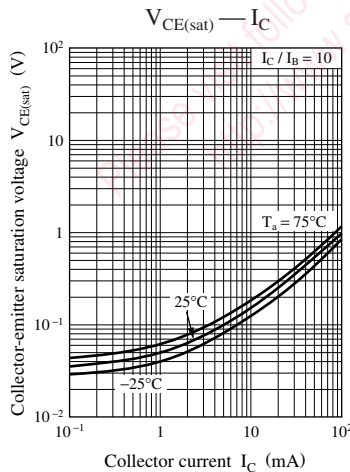
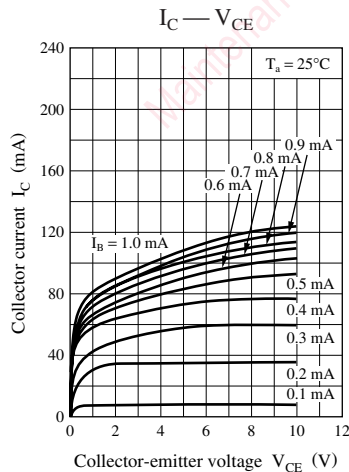
**Characteristics charts of UNR521D**

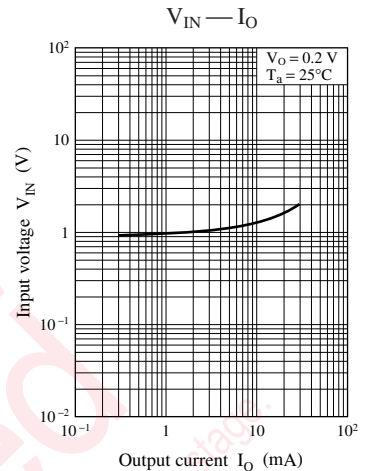
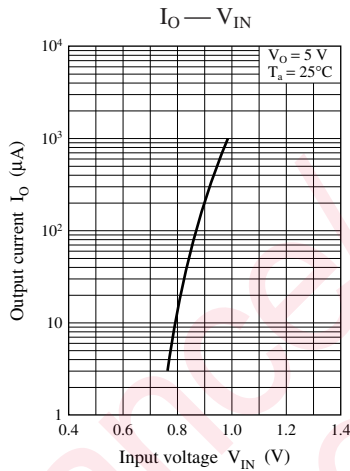
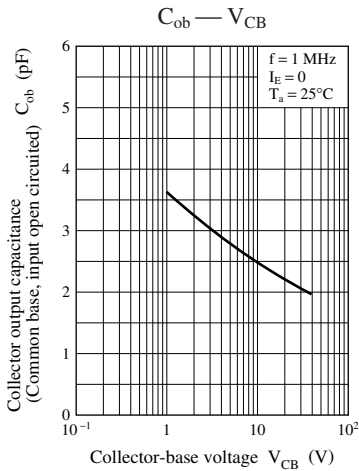


Characteristics charts of UNR521E

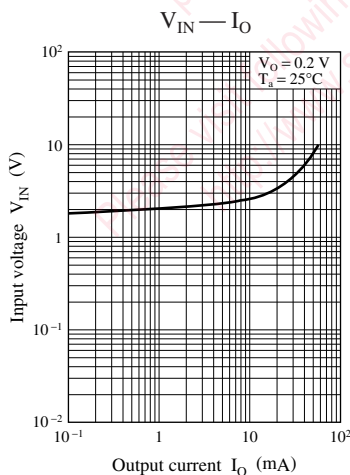
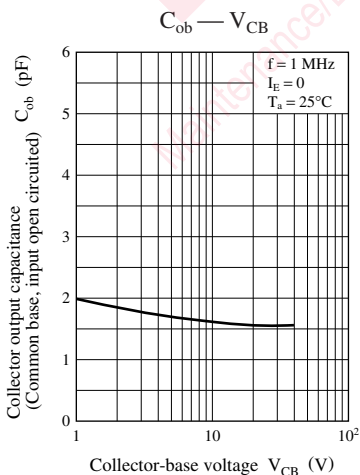
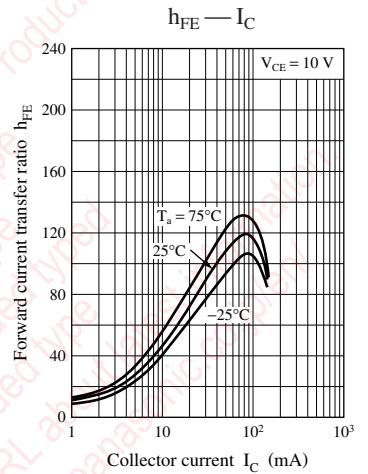
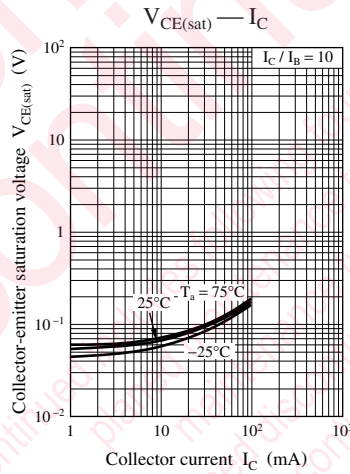
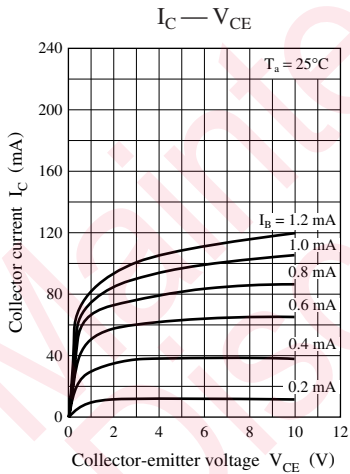


Characteristics charts of UNR521F

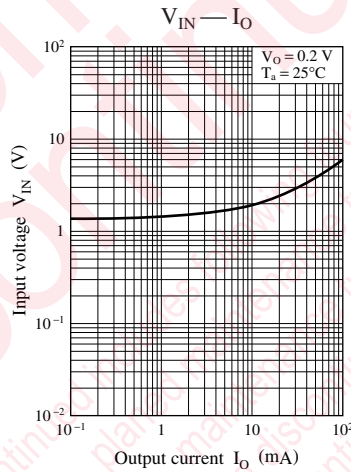
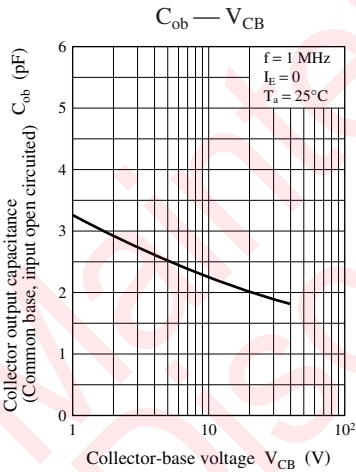
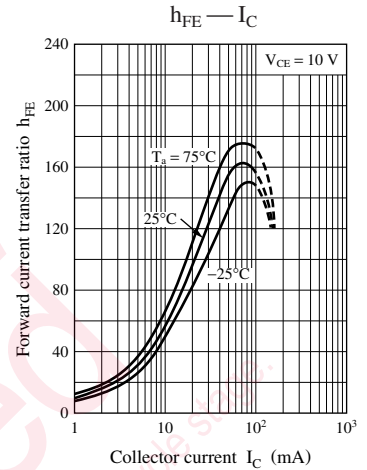
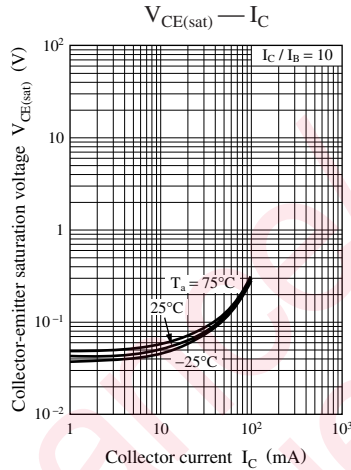
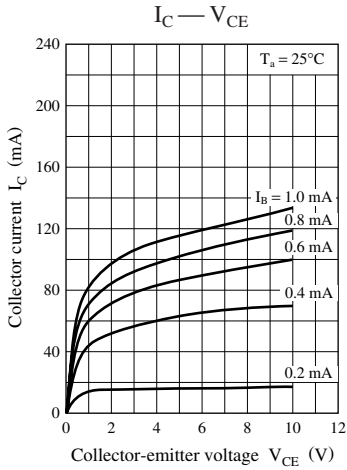




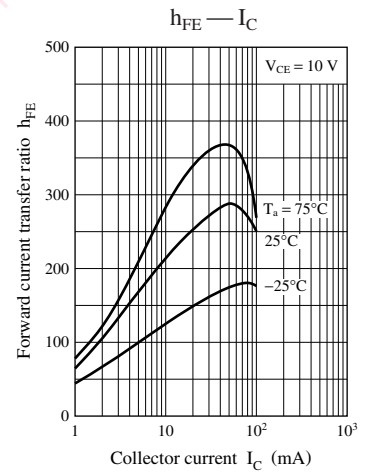
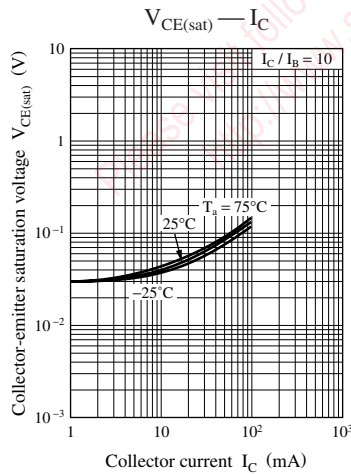
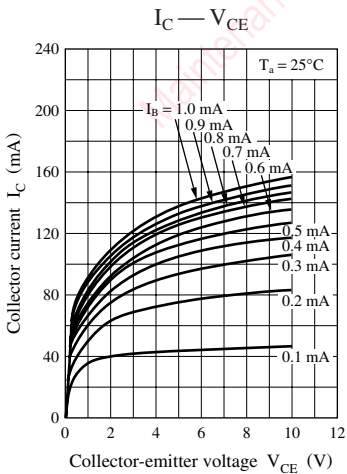
Characteristics charts of UNR521K

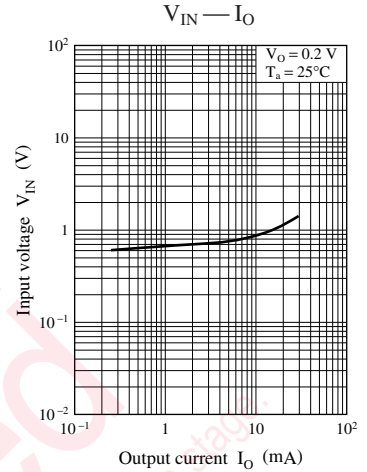
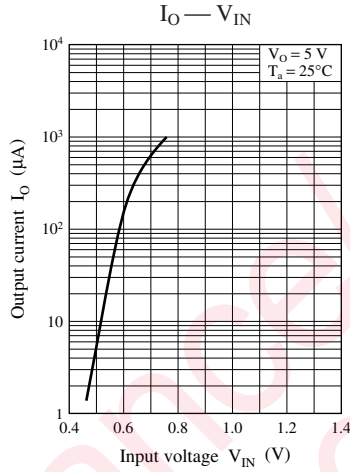
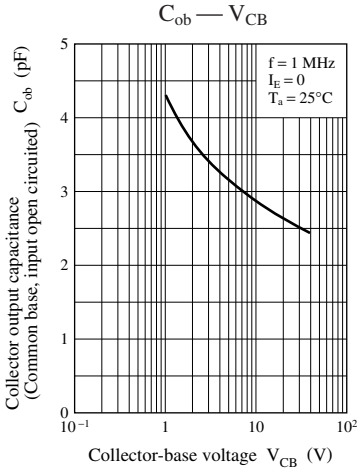


Characteristics charts of UNR521L

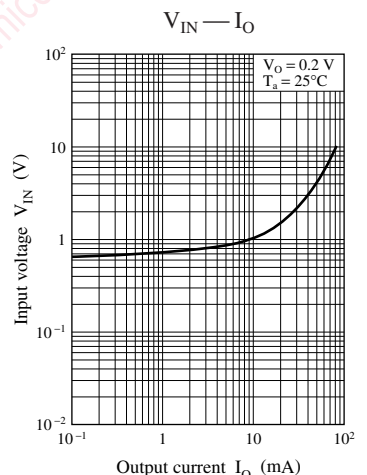
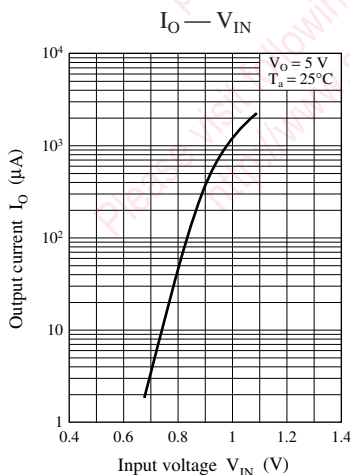
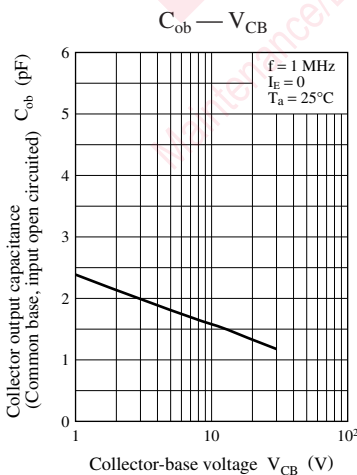
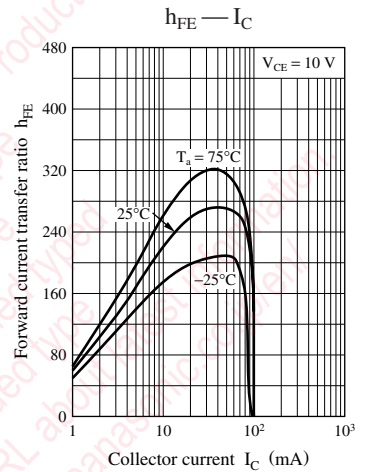
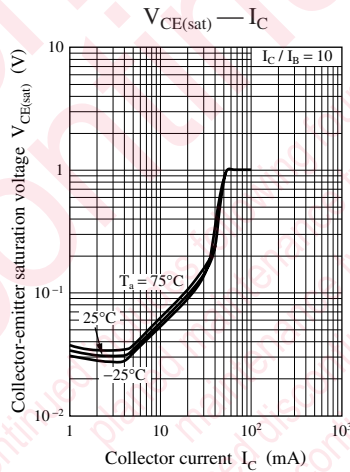
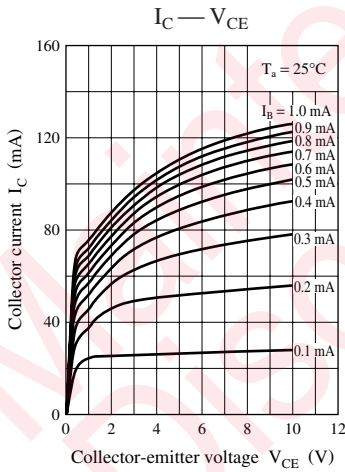


Characteristics charts of UNR521M

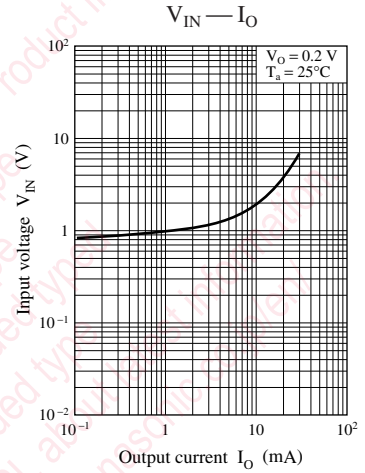
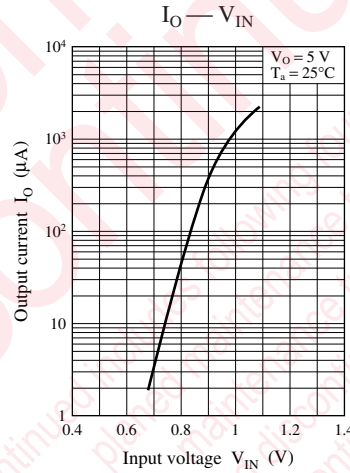
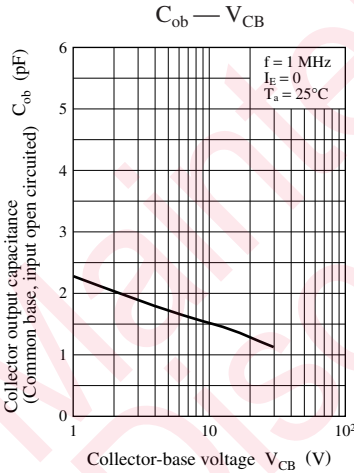
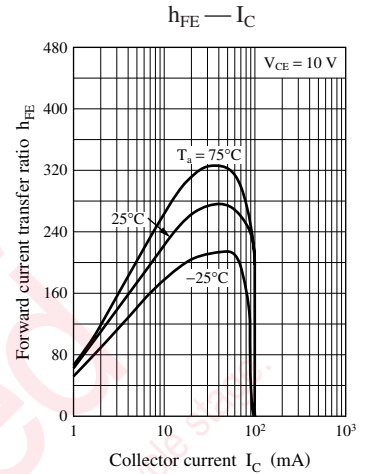
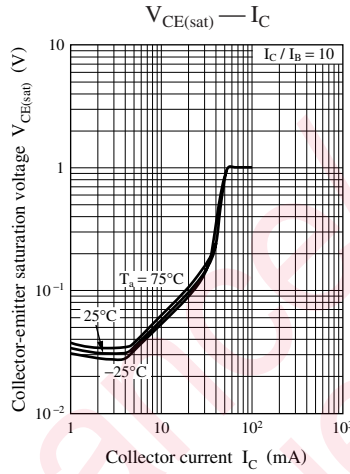
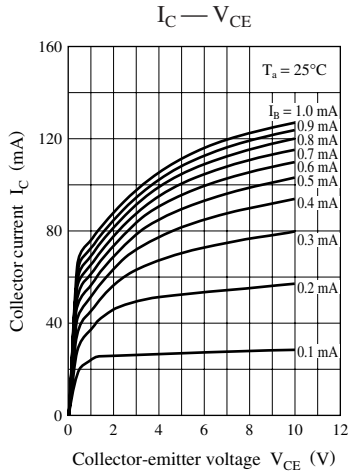




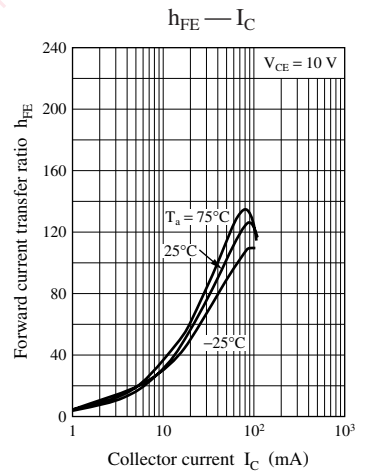
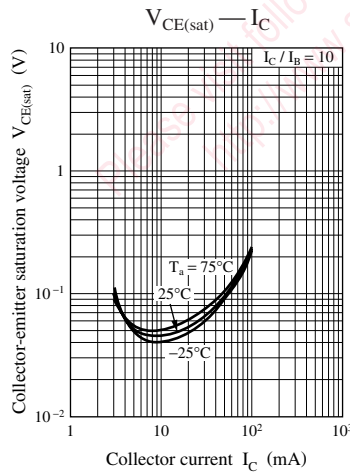
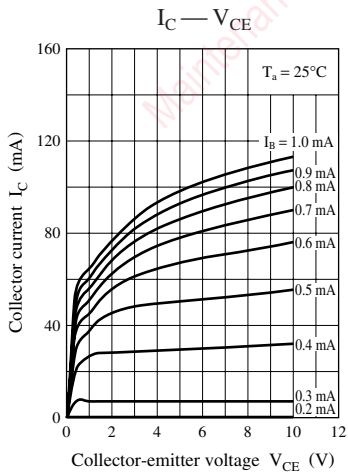
**Characteristics charts of UNR521N**

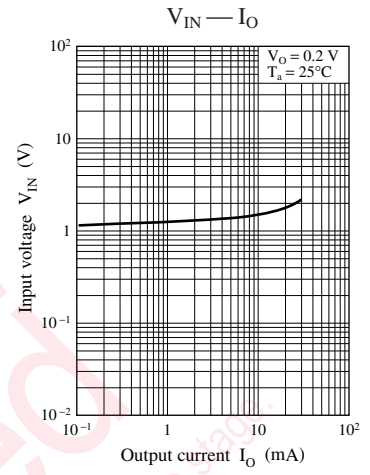
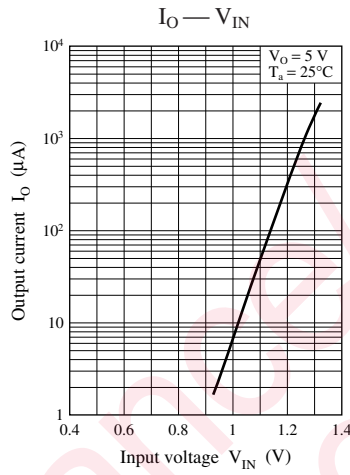
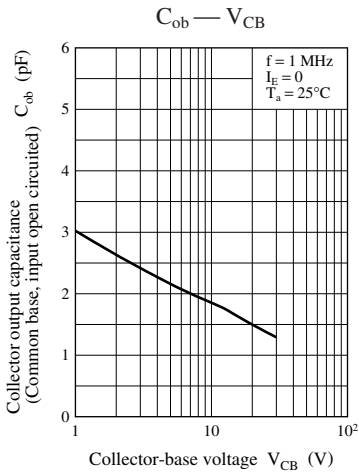


Characteristics charts of UNR521T

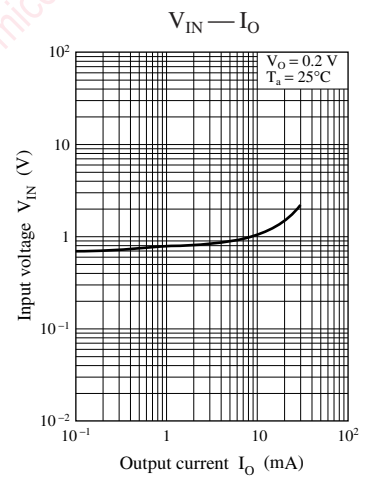
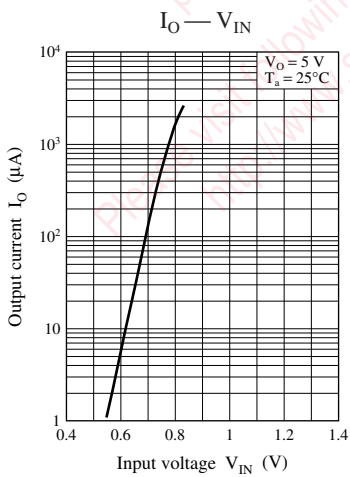
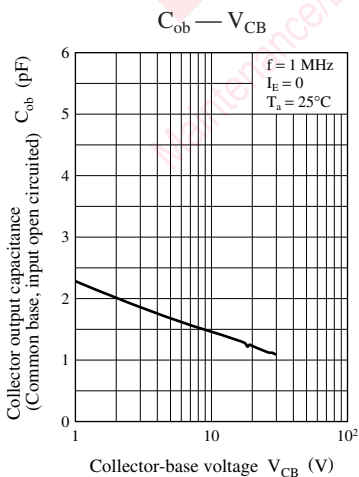
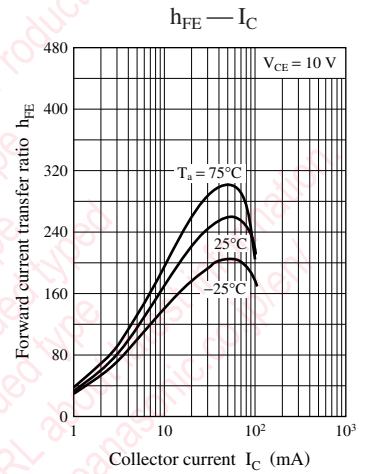
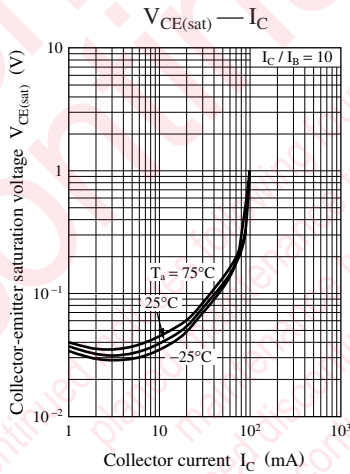
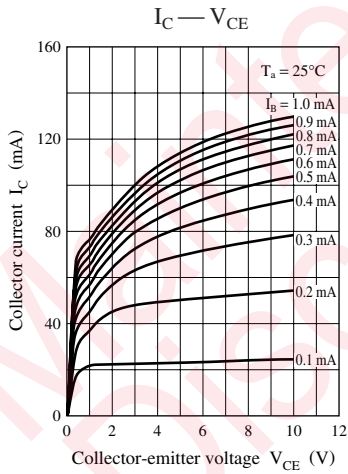


Characteristics charts of UNR521V





Characteristics charts of UNR521Z



## utions in using the technical information and scribed in this book

s book is to be exported or provided to non-residents, the laws and  
rd to security export control, must be observed.

ly to show the main characteristics and application circuit examples  
l property right or other right owned by our company or any other  
any as to the infringement upon any such right owned by any other  
rmation described in this book.

standard applications or general electronic equipment (such as office  
and household appliances).

ng applications:

biles, traffic control equipment, combustion equipment, life support  
reliability are required, or if the failure or malfunction of the prod-

ck are subject to change without notice for modification and/or im-  
use of the products, therefore, ask for the most up-to-date Product  
atisfy your requirements.

bsolute maximum rating and the guaranteed operating conditions  
(.). Especially, please be careful not to exceed the range of absolute  
er-off and mode-switching. Otherwise, we will not be liable for any

take into the consideration of incidence of break down and failure  
n the systems such as redundant design, arresting the spread of fire  
al injury, fire, social damages, for example, by using the products.

own and characteristics change due to external factors (ESD, EOS,  
mounting or at customer's process. When using products for which  
shelf life and the elapsed time since first opening the packages.

ly or partially, without the prior written permission of Matsushita







## Looking for pricing, stock, or lifecycle information?

Click below to explore more details on WIN SOURCE:

 [View UNR521N00L on WIN SOURCE](#)

 [Panasonic Information](#)

## Optimize Your Supply Chain with WIN SOURCE Solutions

-  Global Sourcing Solution
-  Obsolete Management
-  Cost Control Management
-  Shortage Management
-  Alternative Solution
-  Excess Inventory Management