



**THE DATASHEET OF
PAS2026FR2R5504**



Notice for TAIYO YUDEN products

Please read this notice before using the TAIYO YUDEN products.

REMINDERS

- Product information in this catalog is as of October 2015. All of the contents specified herein are subject to change without notice due to technical improvements, etc. Therefore, please check for the latest information carefully before practical application or usage of the Products.

Please note that TAIYO YUDEN CO., LTD. shall not be responsible for any defects in products or equipment incorporating such products, which are caused under the conditions other than those specified in this catalog or individual specification.

- Please contact TAIYO YUDEN CO., LTD. for further details of product specifications as the individual specification is available.

- Please conduct validation and verification of products in actual condition of mounting and operating environment before commercial shipment of the equipment.

- All electronic components or functional modules listed in this catalog are developed, designed and intended for use in general electronics equipment.(for AV, office automation, household, office supply, information service, telecommunications, (such as mobile phone or PC) etc.). Before incorporating the components or devices into any equipment in the field such as transportation,(automotive control, train control, ship control), transportation signal, disaster prevention, medical, public information network (telephone exchange, base station) etc. which may have direct influence to harm or injure a human body, please contact TAIYO YUDEN CO., LTD. for more detail in advance.

Do not incorporate the products into any equipment in fields such as aerospace, aviation, nuclear control, submarine system, military, etc. where higher safety and reliability are especially required.

In addition, even electronic components or functional modules that are used for the general electronic equipment, if the equipment or the electric circuit require high safety or reliability function or performances, a sufficient reliability evaluation check for safety shall be performed before commercial shipment and moreover, due consideration to install a protective circuit is strongly recommended at customer's design stage.

- The contents of this catalog are applicable to the products which are purchased from our sales offices or distributors (so called "TAIYO YUDEN' s official sales channel").


It is only applicable to the products purchased from any of TAIYO YUDEN' s official sales channel.

- Please note that TAIYO YUDEN CO., LTD. shall have no responsibility for any controversies or disputes that may occur in connection with a third party's intellectual property rights and other related rights arising from your usage of products in this catalog. TAIYO YUDEN CO., LTD. grants no license for such rights.

- Caution for export

Certain items in this catalog may require specific procedures for export according to "Foreign Exchange and Foreign Trade Control Law" of Japan, "U.S. Export Administration Regulations", and other applicable regulations. Should you have any question or inquiry on this matter, please contact our sales staff.

THIN FILM TYPE POLYACENE CAPACITORS



Manual Soldering

■ PARTS NUMBER

P	A	S	2	0	2	6	F	R	2	R	5	5	0	4
①			②		③		④		⑤			⑥		

① Series name

Code	Series name
PAS	Polyacene capacitor

② Dimensions (W)

Code	Dimensions (W) [mm]
20	20.0

③ Dimensions (L)

Code	Dimensions (L) [mm]
26	26.0

④ Shape

Code	Shape
FR	Thin film type

⑤ Maximum usable voltage

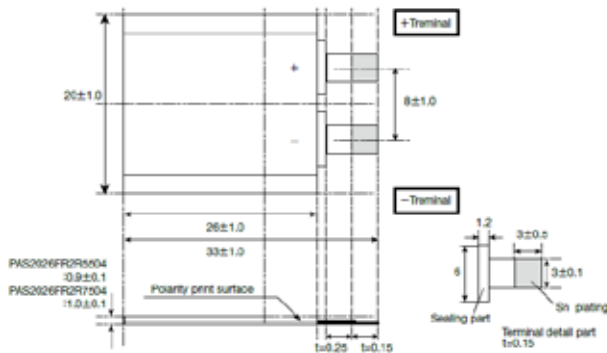
Code	Maximum usable voltage [V]
2R5	2.5

※R=Decimal point

⑥ Nominal capacitance

Code	Nominal capacitance [F]
504	0.5

■ EXTERNAL DIMENSIONS



Part number	W	L	T
PAS2026FR2R5504	20.0	26.0	0.9

Unit: mm

■ PARTS NUMBER

Part number	Maximum usable voltage [V]	Nominal capacitance [F]	Internal resistance [mΩ]
PAS2026FR2R5504	2.5	0.5	55

■ SPECIFICATIONS

Part number	Operating temp. range [°C]	Maximum usable voltage [V]	Initial capacitance [F]	Initial internal resistance [mΩ]
PAS2026FR2R5504	-25 ~ +60	2.5	0.5 ± 20%	Under 55

■ RELIABILITY DATA

Items	Specified value	Test methods and remark
	PAS2026FR2R5504	
1. Operating temperature range	-25 ~ +60°C	
2. Maximum usable voltage	2.5V	
3. Floating charge characteristics	Capacitance [F]: 0.28 ~ 0.6 Internal resistance [mΩ]: Under 120 Appearance: No leakage/Thickness within 1.1mm	Apply a max. usable voltage to capacitor for 500 hours at max. operating temperature and measure the floating charge characteristics after returning to normal temperature and humidity.
4. Charge/Discharge cycle characteristics	Capacitance [F]: 0.28 ~ 0.6 Internal resistance [mΩ]: Under 120 Appearance: No leakage/Thickness within 1.1mm	Temperature: 25 ± 5°C Charge/Discharge cycle: 10,000 times Cycle condition Charge: max. usable voltage 5 sec max. 1A Discharge: 1A (Cut off 1.5V)
5. Thermal durability	Capacitance [F]: 0.4 ~ 0.6 Internal resistance [mΩ]: Under 66 Appearance: No leakage/Thickness within 1.1mm	Leave the capacitor in an atmosphere of max. operating temperature ± 2°C and -25 ± 2°C consecutively for 96 hours each, and return to normal temperature and humidity.
6. Humidity durability	Capacitance [F]: 0.4 ~ 0.6 Internal resistance [mΩ]: Under 66 Appearance: No leakage/Thickness within 1.1mm	Temperature: 40 ± 2°C, humidity: 90 ~ 95%RH leave the capacitor for 500 hours, and return to normal temperature and humidity.
7. Solder heat resistance	Capacitance [F]: 0.4 ~ 0.6 Internal resistance [mΩ]: Under 55 Appearance: Within 2 times of initial spec. /Thickness within 1.1mm	Manual soldering: Heating condition: After 380°C × 5 sec × 2 times, return to normal temperature and pressure.

▶ This catalog contains the typical specification only due to the limitation of space. When you consider the purchase of our products, please check our specification. For details of each product (characteristics graph, reliability information, precautions for use, and so on), see our Web site (<http://www.ty-top.com/>).

THIN FILM TYPE POLYACENE CAPACITOR

■ PRECAUTIONS

- 1. Use under the maximum usable voltage**
If over maximum usable voltage is applied, it might cause abnormal current flow, which cause shorter lifetime and leakage, and sometimes damage Polyacene capacitor.
- 2. Use under maximum operating temperature**
Not only shorter lifetime but also leakage and damage will happen by increasing internal pressure if Polyacene capacitor is used in over maximum operating temperature.
- 3. Limited life time**
Lifetime of Polyacene capacitor is greatly affected by surrounding temperature. 10°C rise in temperature shorten its expected lifetime approximately half as much. Design a circuit under consideration of deterioration of electrical characteristics after long time usage, decreasing in capacity and increasing in internal resistance.
- 4. The electrical characteristics of capacitor vary with respect to temperature**
The electrical characteristics of Polyacene capacitor temporarily vary with respect to temperature separately from secular change mentioned above. Design a circuit under consideration of temperature characteristics.
- 5. Polyacene capacitor has polarity**
Polyacene capacitor has polarity. Please check the polarity before use. It will be damage if it is reversely charged.
- 6. Mind high ripple current or rapid charge / discharge**
In circuit with high ripple current or rapid charge / discharge, the lifetime of Polyacene capacitor might be shortened by self-heating.
- 7. Mind voltage drop when back-up**
When back-up (discharging) starts, voltage drop will occur because of active current and internal resistance.
- 8. Series connection**
In case of using Polyacene capacitor in series connection, the voltage of each capacitor is not always equal and it may be occurred excessive voltage in a part of capacitor, which may lead to shortening lifetime and breakdown. Take a margin against the maximum usable voltage or add a balancing resistor.
- 9. Don't contact with wiring pattern during installing**
If Polyacene capacitor contacts with wiring pattern, it will be short-circuited, and if there is wiring pattern underneath of Polyacene capacitor, short circuit would occur by damage of resist.
- 10. Environmental of usage**
In case Polyacene capacitor is used in high humidity, alkaline or acid air, it may cause deteriorating of its performance and short circuit by corrosion of outer can or terminal. In addition, used in sudden temperature change or high humidity, it may cause deteriorating of its performance and electrolyte leak by dew condensation.
- 11. Don't apply shock and vibration or pressure**
Polyacene capacitor is sensitive to shock. Don't drop Polyacene capacitor and not apply strong pressure to a body and terminals. Soldering part or terminal might be damaged if applying vibration, shock and stress such as pinch, tip, push and twist after installed.
- 12. Soldering**
If next each item is not minded, it may cause deteriorating of its performance, leak, shortening lifetime.
 - Don't contact soldering iron to a cell body.
 - Don't solder over solder conditions in the spec. sheet.
- 13. Mind cleaning condition when cleaning circuit-board after soldering**
Cleaning may affect Polyacene capacitor. Consult us about cleaning conditions beforehand.
Some cleaning conditions cause detrimental influence.
- 14. Storage**
Keep following cautions for storage of Polyacene capacitor.
 - Don't store in the high temperature and the high humidity condition and a place where receiving direct sunlight. Storing Polyacene capacitor in the room condition of 10 °C – 35 °C and less than 65% relative humidity is recommended. Sudden temperature change or high humidity may cause deteriorating of its characteristics and solderability.
 - Don't store Polyacene capacitor near water, salt water or oil, and in the dew condensation, gasified oil or salinity filled place.
 - Don't store Polyacene capacitor in the hazardous gas (hydrogen sulfide, sulfurous, chlorine, ammonia, bromine, methyl bromine and etc.) .
 - Don't fumigate by halogen fumigant.
 - Don't store Polyacene capacitor near acid or alkaline solvent.
 - Don't store Polyacene capacitor in a place where exposed to ozone, ultraviolet or radioactive rays.
 - Don't store Polyacene capacitor in a place where vibration and shock might occur.

15. Disposal

Dispose Polyacene capacitor in accordance with local and country rules and regulations.

16. Usage

Polyacene capacitor is developed on the assumption that this product will be used in the memory-backup & RTC for usage of information & communication equipment, home electronics, audio & visual equipment, office equipment, etc. Consult us about using high reliability and safety required products such as medical equipment, transportation equipment, industrial equipment, flight / space equipment and emergency equipment, etc.

17. Other Notice

Don't heat or throw Polyacene capacitor into fire.

Don't short-circuit.

Don't solder directly to a cell body.

Don't open a body.

Don't deform.

Don't apply pressure.





Looking for pricing, stock, or lifecycle information?

Click below to explore more details on WIN SOURCE:

 [View PAS2026FR2R5504 on WIN SOURCE](#)

 [Taiyo Yuden Information](#)

Optimize Your Supply Chain with WIN SOURCE Solutions

-  Global Sourcing Solution
-  Obsolete Management
-  Cost Control Management
-  Shortage Management
-  Alternative Solution
-  Excess Inventory Management