

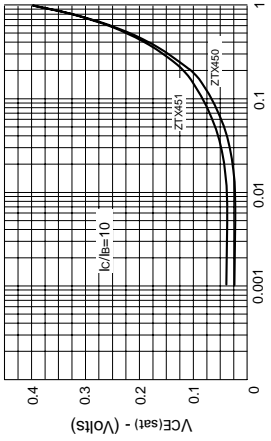


THE DATASHEET OF ZTX450STOA

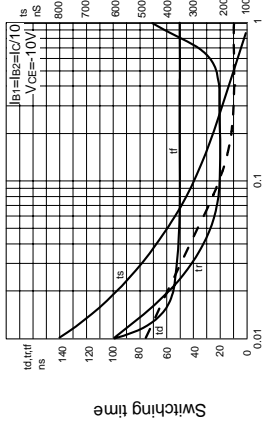


ZTX450 ZTX451

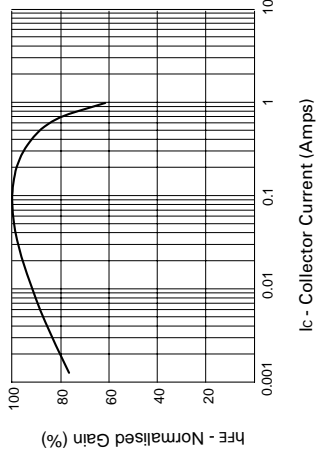
TYPICAL CHARACTERISTICS



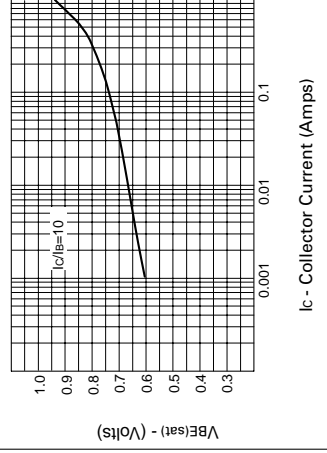
$V_{CE(sat)}$ v I_C
 I_C - Collector Current (Amps)



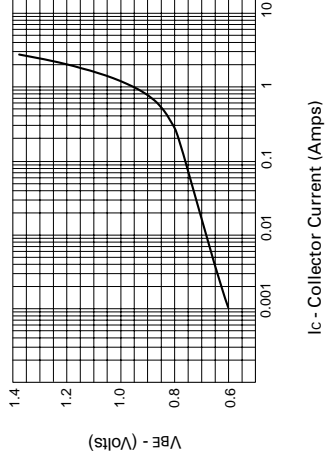
I_C - Collector Current (Amps)
Typical Switching Speeds



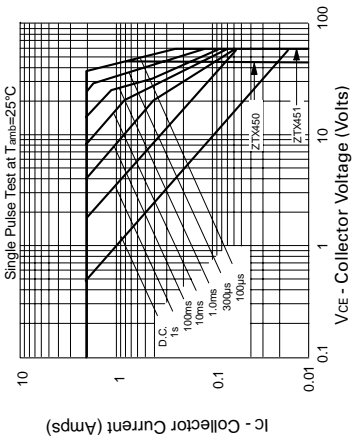
h_{FE} v I_C
 I_C - Collector Current (Amps)



$V_{BE(sat)}$ v I_C
 I_C - Collector Current (Amps)



$V_{BE(on)}$ v I_C
 I_C - Collector Current (Amps)



Safe Operating Area

NPN SILICON PLANAR MEDIUM POWER TRANSISTOR

ISSUE 2 - MARCH 1994

FEATURES

- * 60 Volt V_{CE0}
- * 1 Amp continuous current
- * $P_{tot} = 1$ Watt

ABSOLUTE MAXIMUM RATINGS

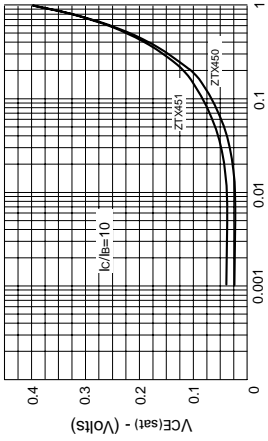
PARAMETER	SYMBOL	MIN.
Collector-Base Voltage	$V_{(BR)CBO}$	60
Collector-Emitter Voltage	$V_{CE0(sus)}$	45
Emitter-Base Voltage	$V_{(BR)EBO}$	5
Peak Pulse Current	I_{CBO}	
Continuous Collector Current	I_{EBO}	
Power Dissipation at $T_{amb}=25^{\circ}C$	$V_{CE(sat)}$	
Operating and Storage Temperature Range	$V_{BE(sat)}$	

ELECTRICAL CHARACTERISTICS

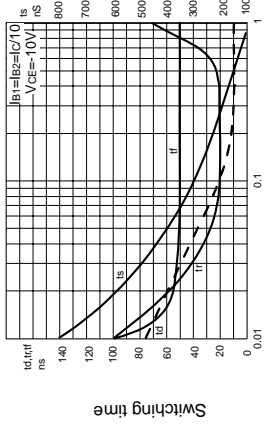
PARAMETER	SYMBOL	MIN.
Collector-Base Breakdown Voltage	$V_{(BR)CBO}$	60
Collector-Emitter Sustaining Voltage	$V_{CE0(sus)}$	45
Emitter-Base Breakdown Voltage	$V_{(BR)EBO}$	5
Collector Cut-Off Current	I_{CBO}	
Emitter Cut-Off Current	I_{EBO}	
Collector-Emitter Saturation Voltage	$V_{CE(sat)}$	
Base-Emitter Saturation Voltage	$V_{BE(sat)}$	
Static Forward Current Transfer Ratio	h_{FE}	100 15
Transition Frequency	f_T	150
Output Capacitance	C_{obo}	

ZTX450 ZTX451

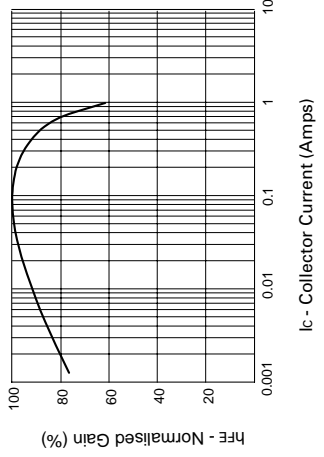
TYPICAL CHARACTERISTICS



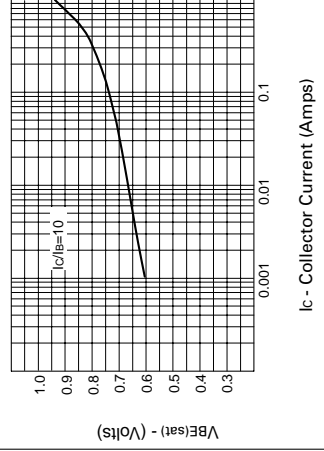
$V_{CE(sat)}$ v I_C
 I_C - Collector Current (Amps)



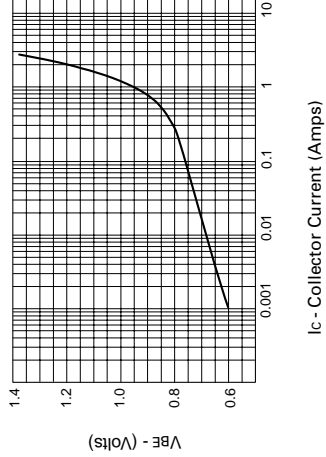
I_C - Collector Current (Amps)
 Typical Switching Speeds



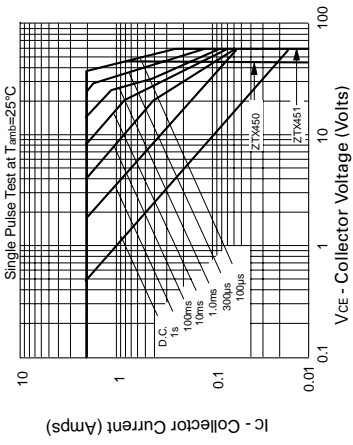
h_{FE} v I_C
 I_C - Collector Current (Amps)



$V_{BE(sat)}$ v I_C
 I_C - Collector Current (Amps)



$V_{BE(on)}$ v I_C
 I_C - Collector Current (Amps)



Safe Operating Area

NPN SILICON PLANAR MEDIUM POWER TRANSISTOR

ISSUE 2 - MARCH 1994

FEATURES

- * 60 Volt V_{CE0}
- * 1 Amp continuous current
- * $P_{tot} = 1$ Watt

ABSOLUTE MAXIMUM RATINGS

PARAMETER	SYMBOL	MIN.
Collector-Base Voltage	$V_{(BR)CBO}$	60
Collector-Emitter Voltage	$V_{CE0(sus)}$	45
Emitter-Base Voltage	$V_{(BR)EBO}$	5
Peak Pulse Current	I_{CBO}	
Continuous Collector Current	I_{EBO}	
Power Dissipation at $T_{amb}=25^{\circ}C$	$V_{CE(sat)}$	
Operating and Storage Temperature Range	$V_{BE(sat)}$	

ELECTRICAL CHARACTERISTICS

PARAMETER	SYMBOL	MIN.
Collector-Base Breakdown Voltage	$V_{(BR)CBO}$	60
Collector-Emitter Sustaining Voltage	$V_{CE0(sus)}$	45
Emitter-Base Breakdown Voltage	$V_{(BR)EBO}$	5
Collector Cut-Off Current	I_{CBO}	
Emitter Cut-Off Current	I_{EBO}	
Collector-Emitter Saturation Voltage	$V_{CE(sat)}$	
Base-Emitter Saturation Voltage	$V_{BE(sat)}$	
Static Forward Current Transfer Ratio	h_{FE}	100 15
Transition Frequency	f_T	150
Output Capacitance	C_{obo}	

Looking for pricing, stock, or lifecycle information?

Click below to explore more details on WIN SOURCE:

-  [View ZTX450STOA on WIN SOURCE](#)
-  [Diodes Incorporated Information](#)

Optimize Your Supply Chain with WIN SOURCE Solutions

-  Global Sourcing Solution
-  Obsolete Management
-  Cost Control Management
-  Shortage Management
-  Alternative Solution
-  Excess Inventory Management