



**THE DATASHEET OF
BC338-25ZL1G**



BC337, BC337-16, BC337-25, BC337-40, BC338-25

Amplifier Transistors

NPN Silicon

Features

- Pb-Free Packages are Available*

MAXIMUM RATINGS

Rating	Symbol	BC337	BC338	Unit
Collector – Emitter Voltage	V_{CEO}	45	25	Vdc
Collector – Base Voltage	V_{CBO}	50	30	Vdc
Emitter – Base Voltage	V_{EBO}	5.0		Vdc
Collector Current – Continuous	I_C	800		mAdc
Total Device Dissipation @ $T_A = 25^\circ\text{C}$ Derate above 25°C	P_D	625	5.0	mW mW/ $^\circ\text{C}$
Total Device Dissipation @ $T_C = 25^\circ\text{C}$ Derate above 25°C	P_D	1.5	12	W mW/ $^\circ\text{C}$
Operating and Storage Junction Temperature Range	T_J, T_{stg}	-55 to +150		$^\circ\text{C}$

Maximum ratings are those values beyond which device damage can occur. Maximum ratings applied to the device are individual stress limit values (not normal operating conditions) and are not valid simultaneously. If these limits are exceeded, device functional operation is not implied, damage may occur and reliability may be affected.

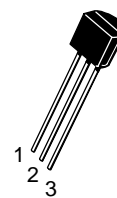
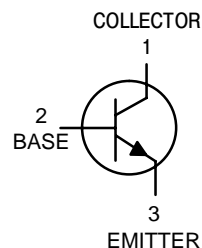
THERMAL CHARACTERISTICS

Characteristic	Symbol	Max	Unit
Thermal Resistance, Junction-to-Ambient	$R_{\theta JA}$	200	$^\circ\text{C}/\text{W}$
Thermal Resistance, Junction-to-Case	$R_{\theta JC}$	83.3	$^\circ\text{C}/\text{W}$



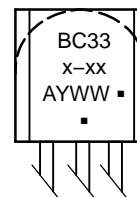
ON Semiconductor®

<http://onsemi.com>



TO-92
CASE 29
STYLE 17

MARKING DIAGRAM



BC33x-xx = Device Code

(Refer to page 4)

A = Assembly Location

Y = Year

WW = Work Week

▪ = Pb-Free Package

(Note: Microdot may be in either location)

*For additional information on our Pb-Free strategy and soldering details, please download the ON Semiconductor Soldering and Mounting Techniques Reference Manual, SOLDERRM/D.

ORDERING INFORMATION

See detailed ordering and shipping information in the package dimensions section on page 4 of this data sheet.

BC337, BC337-16, BC337-25, BC337-40, BC338-25

ELECTRICAL CHARACTERISTICS (T_A = 25°C unless otherwise noted)

Characteristic	Symbol	Min	Typ	Max	Unit
OFF CHARACTERISTICS					
Collector-Emitter Breakdown Voltage (I _C = 10 mA, I _B = 0) BC338	BC337 V _{(BR)CEO}	45 25	- -	- -	Vdc
Collector-Emitter Breakdown Voltage (I _C = 100 μA, I _E = 0)	BC337 BC338 V _{(BR)CES}	50 30	- -	- -	Vdc
Emitter-Base Breakdown Voltage (I _E = 10 μA, I _C = 0)	V _{(BR)EBO}	5.0	-	-	Vdc
Collector Cutoff Current (V _{CB} = 30 V, I _E = 0) (V _{CB} = 20 V, I _E = 0)	BC337 BC338 I _{CBO}	- -	- -	100 100	nAdc
Collector Cutoff Current (V _{CE} = 45 V, V _{BE} = 0) (V _{CE} = 25 V, V _{BE} = 0)	BC337 BC338 I _{CES}	- -	- -	100 100	nAdc
Emitter Cutoff Current (V _{EB} = 4.0 V, I _C = 0)	I _{EBO}	-	-	100	nAdc

ON CHARACTERISTICS

DC Current Gain (I _C = 100 mA, V _{CE} = 1.0 V)	BC337 BC337-16 BC337-25/BC338-25 BC337-40	h _{FE}	100 100 160 250 60	- - - - -	630 250 400 630 -	-
Base-Emitter On Voltage (I _C = 300 mA, V _{CE} = 1.0 V)	V _{BE(on)}	-	-	1.2	Vdc	
Collector-Emitter Saturation Voltage (I _C = 500 mA, I _B = 50 mA)	V _{CE(sat)}	-	-	0.7	Vdc	

SMALL-SIGNAL CHARACTERISTICS

Output Capacitance (V _{CB} = 10 V, I _E = 0, f = 1.0 MHz)	C _{ob}	-	15	-	pF
Current-Gain-Bandwidth Product (I _C = 10 mA, V _{CE} = 5.0 V, f = 100 MHz)	f _T	-	210	-	MHz

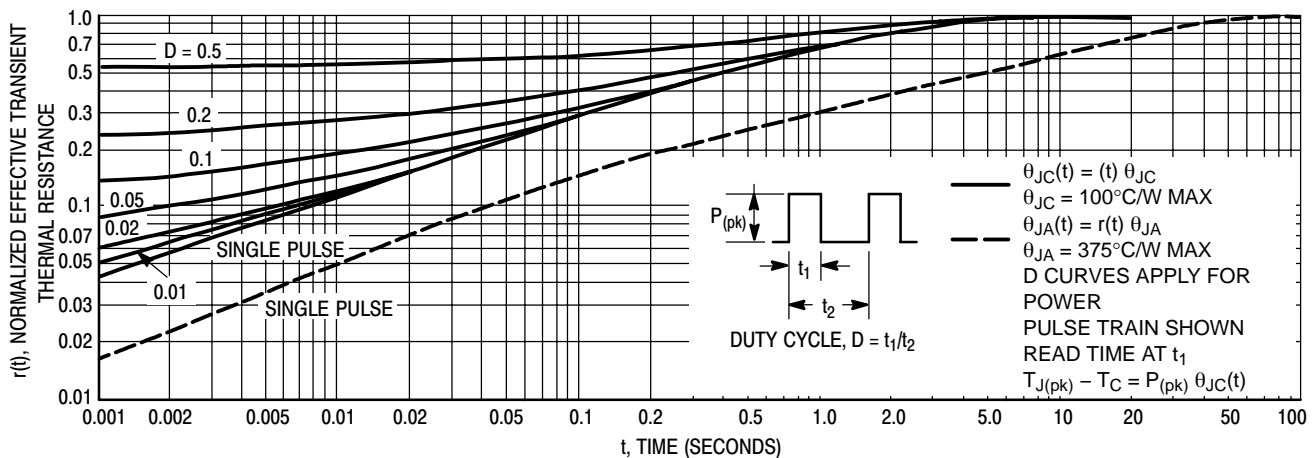


Figure 1. Thermal Response

BC337, BC337-16, BC337-25, BC337-40, BC338-25

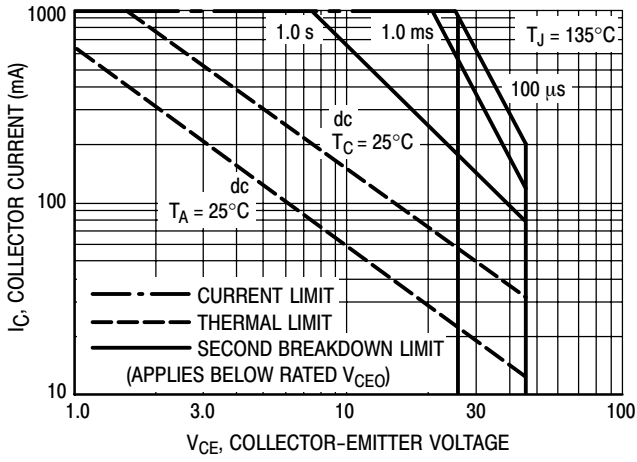


Figure 2. Active Region - Safe Operating Area

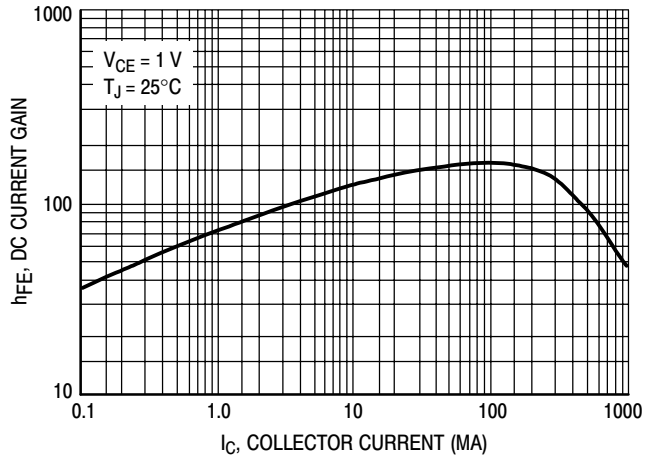


Figure 3. DC Current Gain

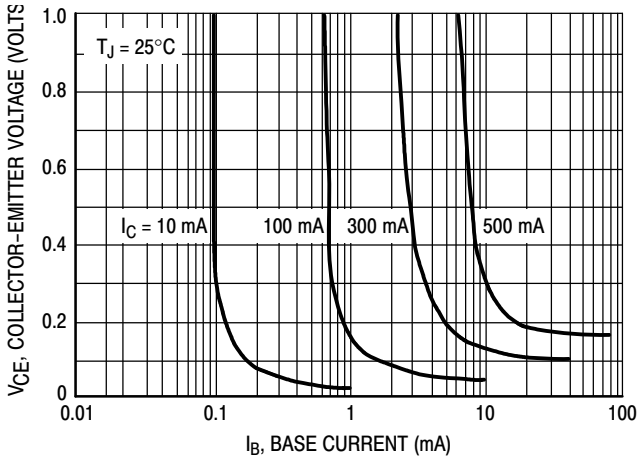


Figure 4. Saturation Region

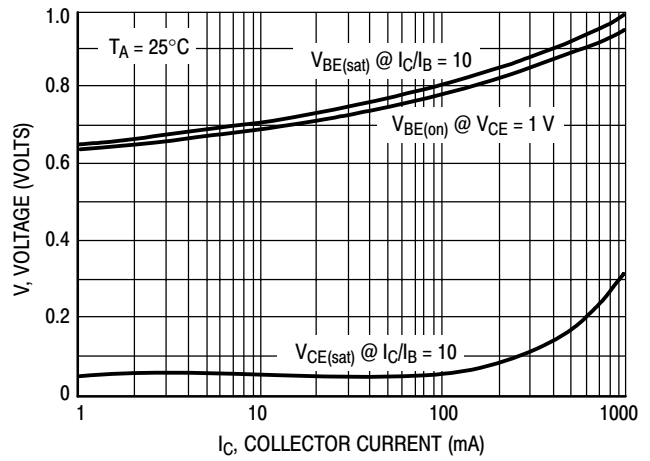


Figure 5. "On" Voltages

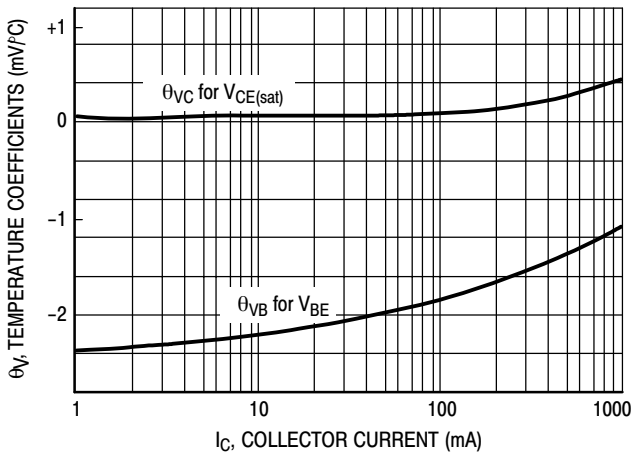


Figure 6. Temperature Coefficients

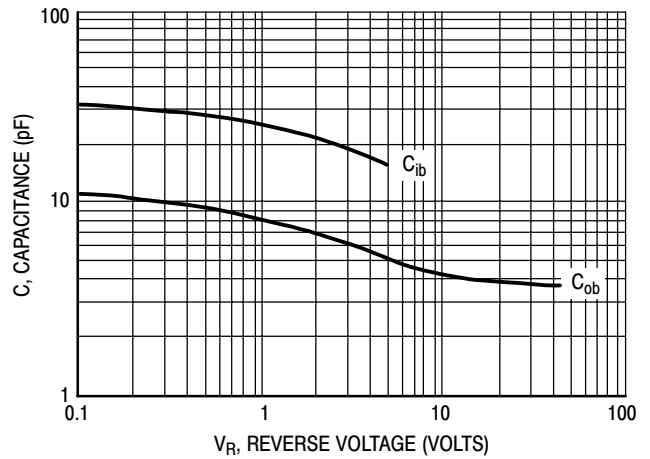


Figure 7. Capacitances

BC337, BC337-16, BC337-25, BC337-40, BC338-25

ORDERING INFORMATION

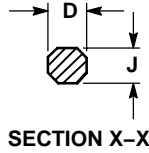
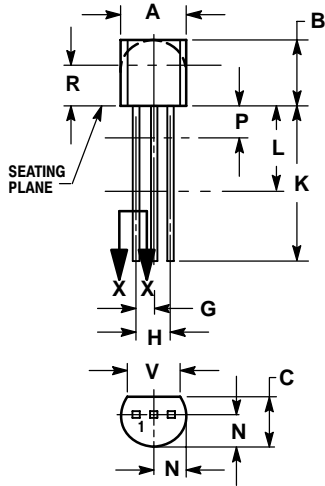
Device	Package	Marking	Shipping†
BC337	TO-92	7	5000 Units / Box
BC337G	TO-92 (Pb-Free)	7	5000 Units / Box
BC337RL1	TO-92	7	2000 / Tape & Reel
BC337RL1G	TO-92 (Pb-Free)	7	2000 / Tape & Reel
BC337ZL1	TO-92	7	2000 / Ammo Box
BC337ZL1G	TO-92 (Pb-Free)	7	2000 / Ammo Box
BC337-16	TO-92	7-16	5000 Units / Box
BC337-16G	TO-92 (Pb-Free)	7-16	5000 Units / Box
BC337-16RL1	TO-92	7-16	2000 / Tape & Reel
BC337-16RL1G	TO-92 (Pb-Free)	7-16	2000 / Tape & Reel
BC337-16ZL1	TO-92	7-16	2000 / Ammo Box
BC337-16ZL1G	TO-92 (Pb-Free)	7-16	2000 / Ammo Box
BC337-25	TO-92	7-25	5000 Units / Box
BC337-25G	TO-92 (Pb-Free)	7-25	5000 Units / Box
BC337-25RL1	TO-92	7-25	2000 / Tape & Reel
BC337-25RL1G	TO-92 (Pb-Free)	7-25	2000 / Tape & Reel
BC337-25ZL1	TO-92	7-25	2000 / Ammo Box
BC337-25ZL1G	TO-92 (Pb-Free)	7-25	2000 / Ammo Box
BC337-40	TO-92	7-40	5000 Units / Box
BC337-40G	TO-92 (Pb-Free)	7-40	5000 Units / Box
BC337-40RL1	TO-92	7-40	2000 / Tape & Reel
BC337-40RL1G	TO-92 (Pb-Free)	7-40	2000 / Tape & Reel
BC337-40ZL1	TO-92	7-40	2000 / Ammo Box
BC337-40ZL1G	TO-92 (Pb-Free)	7-40	2000 / Ammo Box
BC338-25ZL1	TO-92	8-25	2000 / Ammo Box
BC338-25ZL1G	TO-92 (Pb-Free)	8-25	2000 / Ammo Box

†For information on tape and reel specifications, including part orientation and tape sizes, please refer to our Tape and Reel Packaging Specifications Brochure, BRD8011/D.

BC337, BC337-16, BC337-25, BC337-40, BC338-25

PACKAGE DIMENSIONS

TO-92 (TO-226)
CASE 29-11
ISSUE AL



NOTES:

1. DIMENSIONING AND TOLERANCING PER ANSI Y14.5M, 1982.
2. CONTROLLING DIMENSION: INCH.
3. CONTOUR OF PACKAGE BEYOND DIMENSION R IS UNCONTROLLED.
4. LEAD DIMENSION IS UNCONTROLLED IN P AND BEYOND DIMENSION K MINIMUM.

DIM	INCHES		MILLIMETERS	
	MIN	MAX	MIN	MAX
A	0.175	0.205	4.45	5.20
B	0.170	0.210	4.32	5.33
C	0.125	0.165	3.18	4.19
D	0.016	0.021	0.407	0.533
G	0.045	0.055	1.15	1.39
H	0.095	0.105	2.42	2.66
J	0.015	0.020	0.39	0.50
K	0.500	---	12.70	---
L	0.250	---	6.35	---
N	0.080	0.105	2.04	2.66
P	---	0.100	---	2.54
R	0.115	---	2.93	---
V	0.135	---	3.43	---

STYLE 17:

1. COLLECTOR
2. BASE
3. EMITTER

ON Semiconductor and are registered trademarks of Semiconductor Components Industries, LLC (SCILLC). SCILLC reserves the right to make changes without further notice to any products herein. SCILLC makes no warranty, representation or guarantee regarding the suitability of its products for any particular purpose, nor does SCILLC assume any liability arising out of the application or use of any product or circuit, and specifically disclaims any and all liability, including without limitation special, consequential or incidental damages. "Typical" parameters which may be provided in SCILLC data sheets and/or specifications can and do vary in different applications and actual performance may vary over time. All operating parameters, including "Typicals" must be validated for each customer application by customer's technical experts. SCILLC does not convey any license under its patent rights nor the rights of others. SCILLC products are not designed, intended, or authorized for use as components in systems intended for surgical implant into the body, or other applications intended to support or sustain life, or for any other application in which the failure of the SCILLC product could create a situation where personal injury or death may occur. Should Buyer purchase or use SCILLC products for any such unintended or unauthorized application, Buyer shall indemnify and hold SCILLC and its officers, employees, subsidiaries, affiliates, and distributors harmless against all claims, costs, damages, and expenses, and reasonable attorney fees arising out of, directly or indirectly, any claim of personal injury or death associated with such unintended or unauthorized use, even if such claim alleges that SCILLC was negligent regarding the design or manufacture of the part. SCILLC is an Equal Opportunity/Affirmative Action Employer. This literature is subject to all applicable copyright laws and is not for resale in any manner.

PUBLICATION ORDERING INFORMATION

LITERATURE FULFILLMENT:

Literature Distribution Center for ON Semiconductor
P.O. Box 61312, Phoenix, Arizona 85082-1312 USA
Phone: 480-829-7710 or 800-344-3860 Toll Free USA/Canada
Fax: 480-829-7709 or 800-344-3867 Toll Free USA/Canada
Email: orderlit@onsemi.com

N. American Technical Support: 800-282-9855 Toll Free USA/Canada

Japan: ON Semiconductor, Japan Customer Focus Center
2-9-1 Kamimeguro, Meguro-ku, Tokyo, Japan 153-0051
Phone: 81-3-5773-3850

ON Semiconductor Website: <http://onsemi.com>

Order Literature: <http://www.onsemi.com/litorder>

For additional information, please contact your local Sales Representative.

Looking for pricing, stock, or lifecycle information?

Click below to explore more details on WIN SOURCE:

 [View BC338-25ZL1G](#) on WIN SOURCE

 [ON Semiconductor](#) Information

Optimize Your Supply Chain with WIN SOURCE Solutions

-  Global Sourcing Solution
-  Obsolete Management
-  Cost Control Management
-  Shortage Management
-  Alternative Solution
-  Excess Inventory Management