

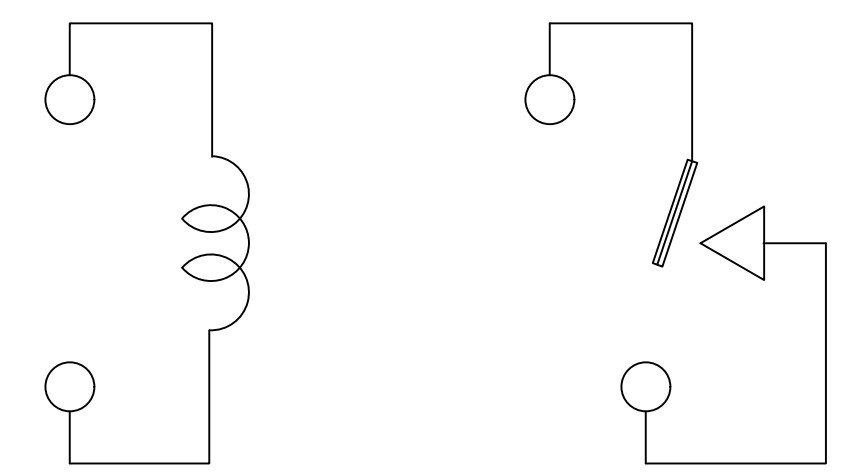
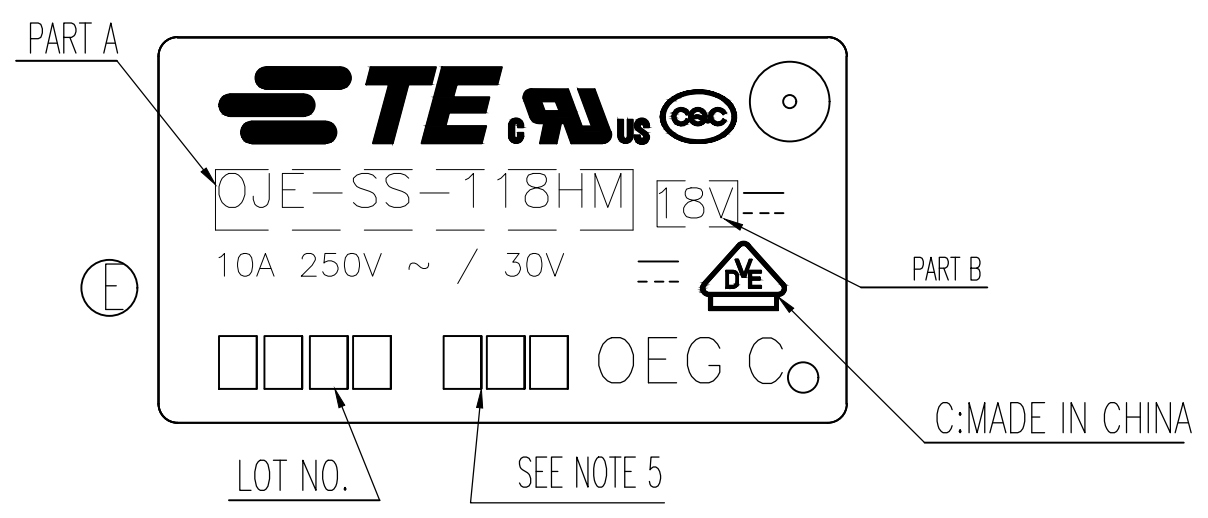


**THE DATASHEET OF
OJ-SS-148HM,000**



THIS DRAWING IS UNPUBLISHED. RELEASED FOR PUBLICATION
 © COPYRIGHT - By - ALL RIGHTS RESERVED.

LOC	DIST	REVISIONS			
P	LTR	DESCRIPTION	DATE	DWN	APVD
HB	-	F	REMOVED THE RIB ON THE BASE TO CASE ECO-15-011310	3-Nov-15	YS.HHL.C
		F1	ADD NEW PN ECO-18-008228	25-May-18	WQ.Y K.T



CONNECTION FIGURE

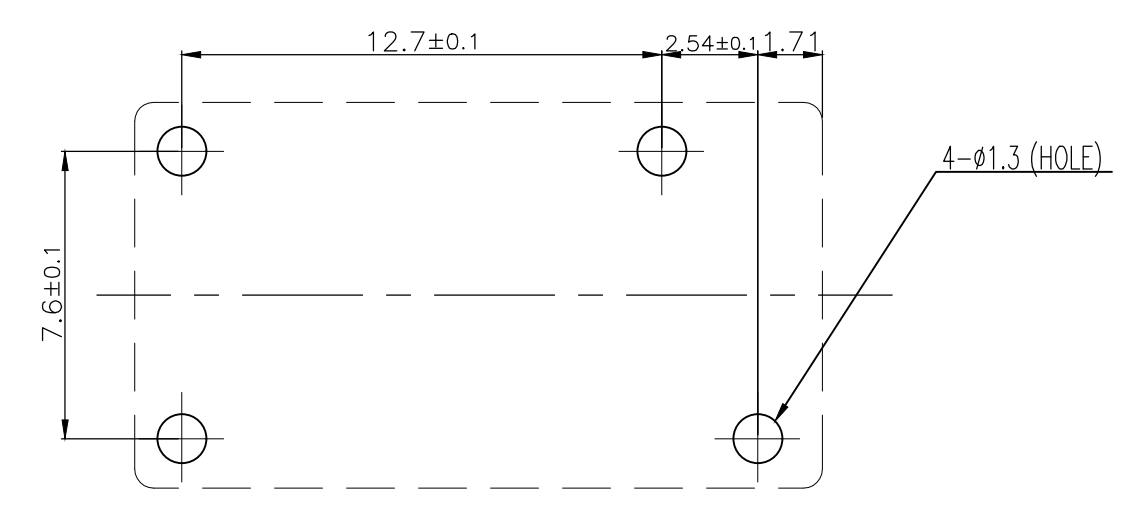
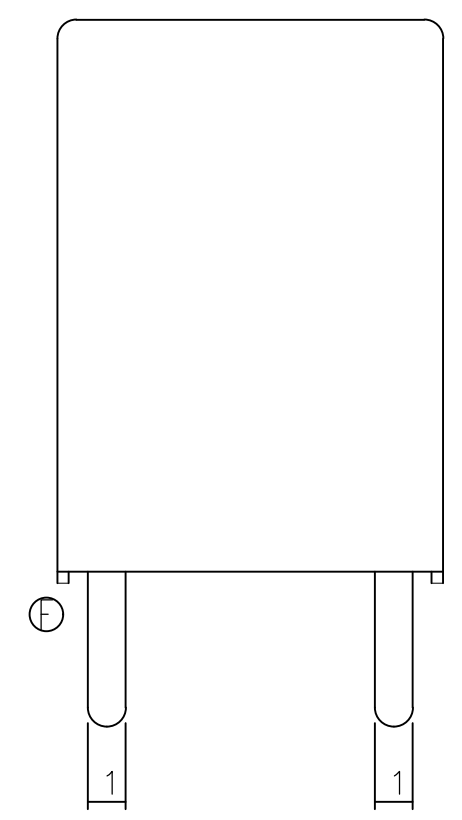
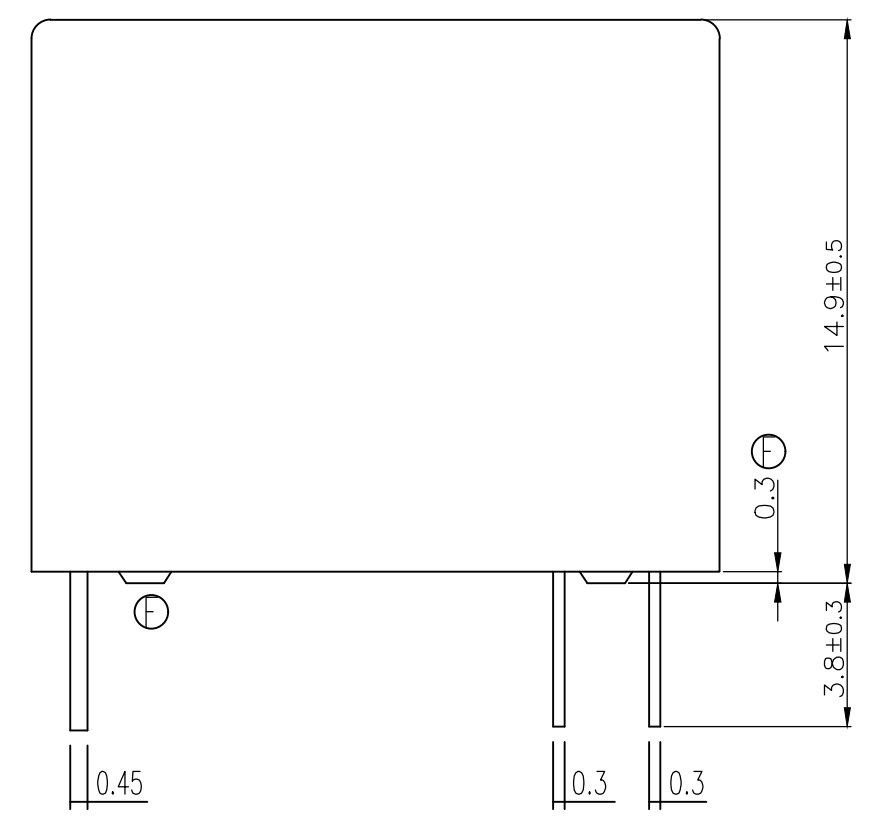


FIGURE FOR PRINTED CIRCUIT BOARD PROCESSING (BOTTOM VIEW)

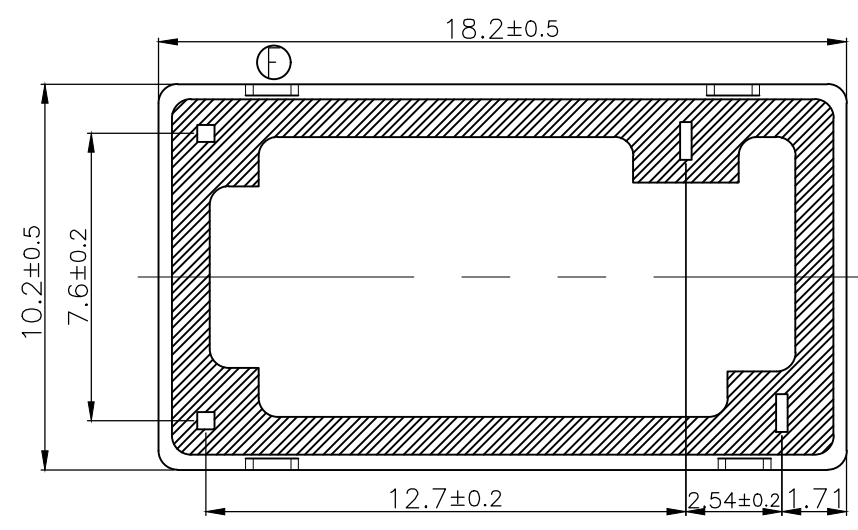


Diagram dimension	Tolerance
0.99mm max.	±0.1mm
1 - 2.99mm	±0.2mm
3mm min.	±0.3mm

THIS DRAWING IS A CONTROLLED DOCUMENT.		DWN	H.SASAKI		
DIMENSIONS: mm		CHK	Y.OIKAWA		
TOLERANCES UNLESS OTHERWISE SPECIFIED:		APVD	A.NAGAI		
0 PLC ± -		PRODUCT SPEC	SEE SPEC TABLE		
1 PLC ± -		APPLICATION SPEC	-		
2 PLC ± -		SIZE	CAGE CODE	DRAWING NO	RESTRICTED TO
3 PLC ± -		-	A3	00779	C-1461077
4 PLC ± -		WEIGHT	0		
ANGLES ± -		CUSTOMER DRAWING			
FINISH -		SCALE	SHEET		REV
		5:1	1 OF 2		F1



OJ-SS-HM CUSTOMER DRAWING

THIS DRAWING IS UNPUBLISHED. RELEASED FOR PUBLICATION
 © COPYRIGHT - By - ALL RIGHTS RESERVED.

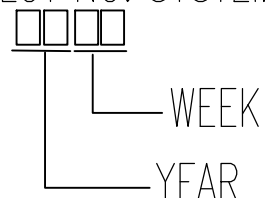
LOC	DIST	REVISIONS			
P	LTR	DESCRIPTION	DATE	DWN	APVD
HB	-	SEE SHEET 1	-	-	-

TE PART NO	TE TYPE NAME	PACKAGE SPEC	PART B	PART A	TYPE
1-1461077-4	OJ-SS-105HM	107-79010	5V	OJ-SS-105HM	i
1461077-6	OJ-SS-148HM	107-79010	48V	OJ-SS-148HM	h
1440007-2	OJ-SS-124HM	107-79010	24V	OJ-SS-124HM	g
1461077-5	OJ-SS-118HM	107-79010	18V	OJ-SS-118HM	f
1419135-3	OJ-SS-112HM	107-79010	12V	OJ-SS-112HM	e
1461077-4	OJ-SS-109HM	107-79010	9V	OJ-SS-109HM	d
1461077-3	OJ-SS-106HM	107-79010	6V	OJ-SS-106HM	c
1461077-2	OJ-SS-105HM	107-79010	5V	OJ-SS-105HM	b
1461077-1	OJ-SS-103HM	107-79010	3V	OJ-SS-103HM	a

RELAY TYPE

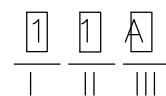
NOTE:

1. LOT NO. SYSTEM AS FOLLOWING:



- 2. TERMINAL DIMENSION IS BEFORE SOLDER DIP;
- 3. FOR THE TIN-PLATING OF THE PINS:
+0.1mm FOR WIDTH, THICKNESS AND DIAMETER.
+0.5mm FOR LENGTH.
- 4. MARKING FROM INK TO LASER AND USING WELDED CONTACT

5. ADD LOT NO. SYSTEM AS FOLLOWING;



- I, DIGITS FOR DAY OF THE WEEK
1...MONDAY IN THIS WEEK;
2...TUESDAY IN THIS WEEK;
.....
7...SUNDAY IN THIS WEEK
- II, DIGITS FOR SHIFT OF THE DAY
1...DAY SHIFT IN THIS DAY;
2...NIGHT SHIFT IN THIS DAY;
- III, ONE CHARACTER DISTINGUISH THE LINE IDENTITY,
SUCH AS: A,B.....Z

INCOMBUSTIBILITY	TREATMENT	MATERIAL	DESCRIPTION	ITEM
		EPOXY RESIN	SEAL (BASE & BOBBIN)	15
		3UEW	MAGNETIC WIRE	14
94V-0		P.B.T	CASE	13
94V-0		P.B.T	BASE	12
94V-0		P.B.T	BOBBIN	11
	SOLDER DIP	C.P WIRE	COIL TERMINAL	10
94V-0		P.P.S	CARD	9
		Ag ALLOY	MOVABLE CONTACT	8
		Ag	NO.CONTACT	7
		STEEL	HINGE SPRING	6
	SOLDER DIP	PBP	NO.TERMINAL	5
	SOLDER DIP	Cu ALLOY	MOVABLE SPRING	4
	NIP	STEEL	CORE	3
	NIP	STEEL	ARMATURE	2
	NIP	STEEL	YOKE	1

THIS DRAWING IS A CONTROLLED DOCUMENT.		DWN	H.SASAKI	
DIMENSIONS: mm		CHK	-	
TOLERANCES UNLESS OTHERWISE SPECIFIED:		APVD	Y.OIKAWA	
0 PLC ± -		A.NAGAI		
1 PLC ± -		PRODUCT SPEC		
2 PLC ± -		SEE SPEC TABLE		
3 PLC ± -		APPLICATION SPEC		
4 PLC ± -		SIZE	CAGE CODE	DRAWING NO
ANGLES ± -		0	A300779	C-1461077
FINISH		WEIGHT	RESTRICTED TO	
-		0	-	
MATERIAL		CUSTOMER DRAWING		
-		SCALE 5:1 SHEET 2 OF 2 REV F1		



OJ-SS-HM CUSTOMER DRAWING

Looking for pricing, stock, or lifecycle information?

Click below to explore more details on WIN SOURCE:

 [View OJ-SS-148HM,000](#) on WIN SOURCE

 [TE Connectivity](#) Information

Optimize Your Supply Chain with WIN SOURCE Solutions

-  Global Sourcing Solution
-  Obsolete Management
-  Cost Control Management
-  Shortage Management
-  Alternative Solution
-  Excess Inventory Management