



THE DATASHEET OF
50009-5080A



PRODUCT NO. NOTE 11	NUMBER OF POSITIONS	TAIL LENGTH ±.015/.38	CONTACT PLATING
50009-1YYA	YYY	.177/4.50	30μ"/.76μ Au
50009-1YYC	YYY	.533/13.54	30μ"/.76μ Au
50009-1YYD	YYY	.733/18.62	30μ"/.76μ Au
50009-1YYG	YYY	.250/6.35	30μ"/.76μ Au
50009-1YYL	YYY	.188/4.78	30μ"/.76μ Au
50009-1YYP	YYY	.470/11.94	30μ"/.76μ Au
50009-1YYR	YYY	.250/6.35	30μ"/.76μ Au
50009-3YYA	YYY	.177/4.50	50μ"/1.27μ Au
50009-3YYC	YYY	.533/13.54	50μ"/1.27μ Au
50009-3YYD	YYY	.733/18.62	50μ"/1.27μ Au
50009-3YYG	YYY	.250/6.35	50μ"/1.27μ Au
50009-3YYL	YYY	.188/4.78	50μ"/1.27μ Au
50009-3YYP	YYY	.470/11.94	50μ"/1.27μ Au
50009-3YYR	YYY	.250/6.35	50μ"/1.27μ Au
50009-5YYA	YYY	.177/4.50	30μ"/.76μ GXT
50009-5YYC	YYY	.533/13.54	30μ"/.76μ GXT
50009-5YYD	YYY	.733/18.62	30μ"/.76μ GXT
50009-5YYG	YYY	.250/6.35	30μ"/.76μ GXT
50009-5YYL	YYY	.188/4.78	30μ"/.76μ GXT
50009-5YYP	YYY	.470/11.94	30μ"/.76μ GXT
50009-5YYR	YYY	.250/6.35	30μ"/.76μ GXT
50009-XX005	100	.177/4.50	50μ"/1.27μ Au
50009-XX034	300	.533/13.54	30μ"/.76μ GXT
50009-XX067	100	.177/4.50	50μ"/1.27μ Au
50009-XX076	200	.177/4.50	30μ"/.76μ Au
50009-XX124	140	.603/15.32	50μ"/1.27μ Au
50009-XX187	400	SEE SHT 9	30μ"/.76μ Au
50009-XX188	320	SEE SHT 10	50μ"/1.27μ GXT
50009-XX189	320	SEE SHT 11	50μ"/1.27μ GXT
50009-8YYG	YYY	.250/6.35	30μ"/.76μ Au
50009-XX190	220	SEE SHT 12	30μ"/.76μ GXT
50009-XX191	140	SEE SHT 13	30μ"/.76μ GXT
50009-XX192	140	SEE SHT 14	30μ"/.76μ GXT

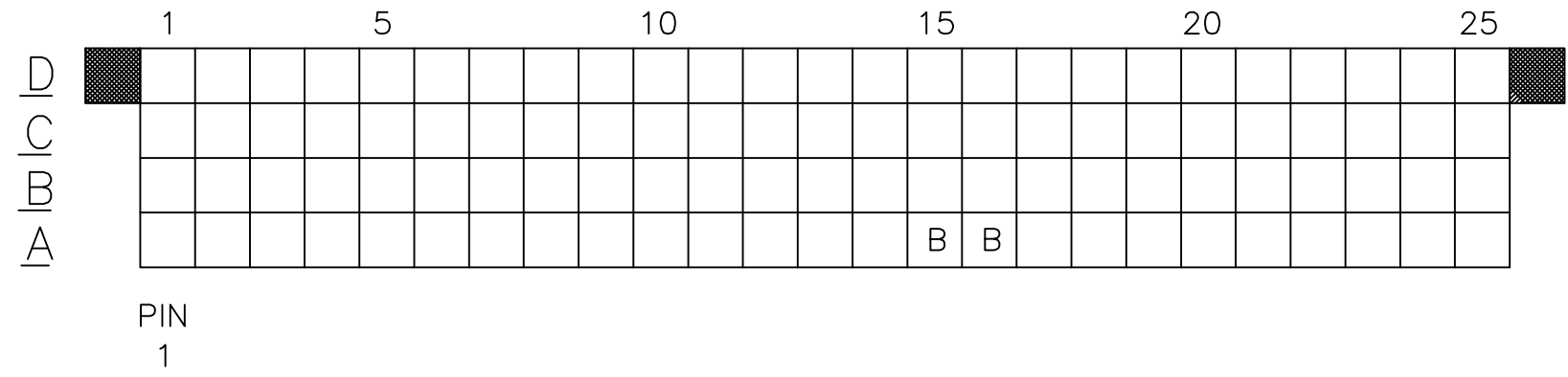
SHT 4
SHT 5
SHT 6
SHT 7
SHT 8
SHT 9
SHT 10
SHT 11
SEE ALSO NOTE 12
SHT 12
SHT 13
SHT 14

NOTES:

- ① PRODUCT NUMBERING CODE:
50009 - X YYY Z LF
LEAD FREE OPTION
TAIL LENGTH, SEE TABLE
NO. OF POSITIONS SEE NOTE 2
PLATING IN CONTACT AREA SEE TABLE
BASE NUMBER
- PRODUCT NUMBERING CODE FOR
SELECT LOAD PART NUMBERS:
50009 - XXYYY LF
LEAD FREE OPTION
SEQUENCE NUMBER
ALWAYS 'XX'
BASE NUMBER
- ② THIS PRODUCT IS CONFIGURED IN SIZES OF 6 thru 100
COLUMNS IN INCREMENTS OF ONE.
i.e.: 6,7,8,9,.....99,100.
- ③ HOUSING MATERIAL: GLASS AND MINERAL FILLED
HIGH TEMP. THERMOPLASTIC. FLAME RETARDANT PER
UL94V-0. COLOR: BLACK.
PIN MATERIAL: PHOS BRONZE
- ④ LENGTH CALCULATIONS:
DIMENSION "A" = .100/2.54 x NO. OF COLUMNS + .75/19.1
DIMENSION "B" = .100/2.54 x NO. OF COLUMNS + .450/11.43,
DIMENSION "C" = .100/2.54 x NO. OF COLUMNS - .100/2.54
DIMENSION "D" = .100/2.54 x NO. OF COLUMNS + .050/1.27
- ⑤ REFERENCE 50807 FOR F.M.L.B. AVAILABLE OPTIONS. SEE SHEETS 4-9.
AND WORKSHEET.
- ⑥ ø.0453/1.151 DRILLED HOLE PLATED WITH .0003/.007 MIN.
SnPb OVER .001/.03 to .003/.08 Cu. PLATING TO ACHIEVE
A ø.040±.003/1.02±.08 HOLE.
- ⑦ TO ASSURE PROPER INSTALLATION: TOOLING, AS
SPECIFIED IN INSTRUCTION MANUAL 155915-001 MUST
BE USED. PIN MATING LENGTH WILL BE ±.002/.05
AFTER INSTALLATION.
- ⑧ COMPANY NAME, PART NUMBER AND LOT CODE TO APPEAR ON
THIS SURFACE PER BUS-12-108.
- ⑨ PRODUCT WITH "LF" SUFFIX MEETS EUROPEAN UNION DIRECTIVES AND
OTHER COUNTRY REGULATIONS AS DESCRIBED IN GS-22-008.
- ⑩ THIS PRODUCT IS NOT INTENDED TO BE EXPOSED TO A MANUFACTURING
SOLDER PROCESS. HOWEVER, THE HOUSING MATERIAL WILL WITHSTAND
HEAT UP TO THE 260° C.
- ⑪ ADD LF SUFFIX AT THE END OF PART NUMBER FOR LEAD FREE OPTION.
- ⑫ TERMINAL PORTION OF THE CONNECTOR TO BE LUBED BEFORE PACKING.

mat'l. code SEE NOTE 3		surface ISO 1302 ✓	tolerance ISO 406 ISO 1101	projection 	product family HPC
ltr	ecn no	dr	date	tolerances unless otherwise specified	title
U				angles linear .XX±.01/.3 .XXX±.005/.13 0°±2' .XXX±.0020/.051	4 ROW VERTICAL HEADER W/PRESS-FIT PINS, 0 G.P.
				dr D.HORCHLER 2005-06-29	dwg no 50009
				enr D.HORCHLER 2005-06-29	sheet 3 of 14 size A3
				chr M JACOB 2014-01-29	type Product Customer Drawing
				appd BIJU K PAUL 2014-01-29	
sheet index	revision sheet				

PRODUCT NO.	ITEM KEY	SIGNAL DATA			
		SIZE 4 x 25	TOTAL NO. OF POSITIONS -100	NO. OF POSITIONS LOADED - 100	
		PRESS FIT STYLE			
		PLATING	QTY.	MATING LENGTH	TAIL LENGTH
50009-XX005	A	SEE SHEET 3	98	.220 / 5.59	.177 / 4.50
	B	SEE SHEET 3	2	.260 / 6.60	.177 / 4.50
50009-XX005LF	A	SEE SHEET 3	98	.220 / 5.59	.177 / 4.50
	B	SEE SHEET 3	2	.260 / 6.60	.177 / 4.50



1. ALL POSITIONS ARE LOADED WITH "A", EXCEPT AS SHOWN.
2. COLUMN 1, ROW A IS DESIGNATED AS SIGNAL PIN 1, AS VIEWED FROM THE MATING FACE.

mat'l. code SEE NOTE 3		surface ISO 1302 ✓	tolerance ISO 406 ISO 1101	projection 	product family HPC
ltr U	ecn no	dr	date	tolerances unless otherwise specified angles linear 0°±2'	title 4 ROW VERTICAL HEADER W/PRESS-FIT PINS, 0 G.P.
				.XX±.01/.3 .XXX±.005/.13 .XXX±.0020/.051	INCH/MM scale 1:1
		dr	D.HORCHLER 2005-06-29		dwg no 50009
		enr	D.HORCHLER 2005-06-29		sheet 4 of 14 size A3
		chr	M JACOB 2014-01-29		type Product Customer Drawing
		appd	BIJU K PAUL 2014-01-29		
sheet index	revision sheet				



Copyright FCI

PRODUCT NO.	ITEM KEY	SIGNAL DATA			
		SIZE 4 x 75	TOTAL NO. OF POSITIONS -300	NO. OF POSITIONS LOADED - 300	
		PLATING	QTY.	PRESS FIT STYLE	
				MATING LENGTH	TAIL LENGTH
50009-XX034	A	SEE SHEET 3	260	.180 / 4.57	.533 / 13.54
	B	SEE SHEET 3	40	.220 / 5.59	.533 / 13.54
50009-XX034LF	A	SEE SHEET 3	260	.180 / 4.57	.533 / 13.54
	B	SEE SHEET 3	40	.220 / 5.59	.533 / 13.54

	1	5	10	15	20	25	30	35	40																														
D	B	B	B						B	B										B																			
C	B	B	B																	B	B																		B
B	B	B																		B	B																B		
A	B	B	B																	B	B																	B	

PIN
1

	41	45	50	55	60	65	70	75				
B									B	B	B	
B									B	B	B	
B									B	B	B	
B									B	B	B	

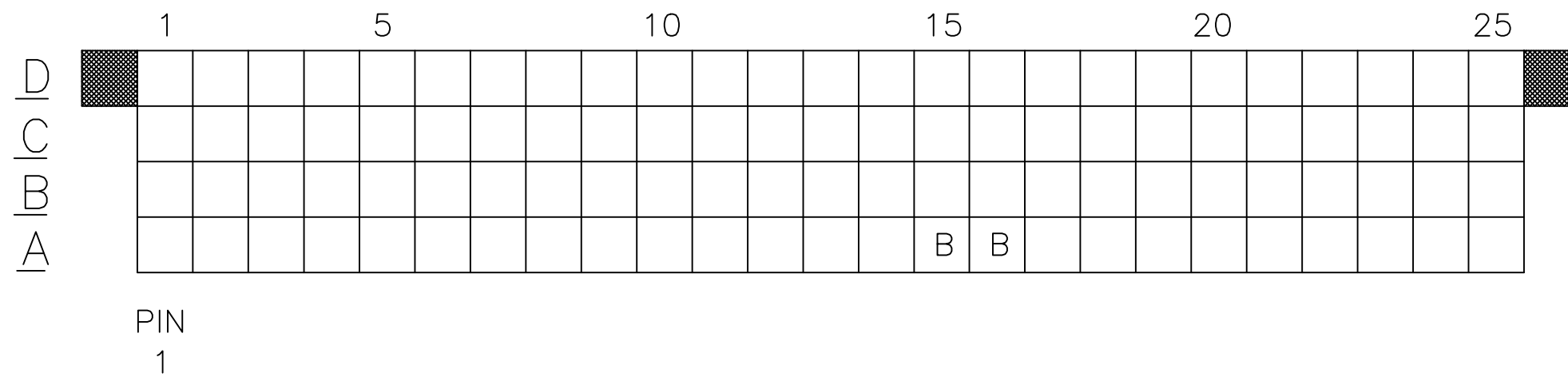
- ALL POSITIONS ARE LOADED WITH "A", EXCEPT AS SHOWN.
- COLUMN 1, ROW A IS DESIGNATED AS SIGNAL PIN 1, AS VIEWED FROM THE MATING FACE.

mat'l. code SEE NOTE 3		surface ISO 1302 ✓		tolerance ISO 406 ISO 1101		projection 		product family HPC	
ltr	ecn no	dr	date	tolerances unless otherwise specified		INCH/MM		title 4 ROW VERTICAL HEADER W/PRESS-FIT PINS, 0 G.P.	
U				angles	linear	.XX±.01/.3 .XXX±.005/.13 .XXX±.0020/.051		scale 1:1	
		dr	D.HORCHLER	2005-06-29				dwg no 50009	
		enr	D.HORCHLER	2005-06-29				sheet 5 of 14 size A3	
		chr	M JACOB	2014-01-29				type Product Customer Drawing	
		appd	BIJU K PAUL	2014-01-29					
sheet index	revision sheet								



Copyright FCI

PRODUCT NO.	ITEM KEY	SIGNAL DATA		
		SIZE 4 x 25	TOTAL NO. OF POSITIONS -100	NO. OF POSITIONS LOADED - 100
		CONTACT PLATING	QTY.	MATING LENGTH
50009-XX067	A	SEE SHEET 3	98	.200 / 5.08
	B	SEE SHEET 3	2	.240 / 6.10
50009-XX067LF	A	SEE SHEET 3	98	.200 / 5.08
	B	SEE SHEET 3	2	.240 / 6.10



1. ALL POSITIONS ARE LOADED WITH "A", EXCEPT AS SHOWN.
2. COLUMN 1, ROW A IS DESIGNATED AS SIGNAL PIN 1, AS VIEWED FROM THE MATING FACE.

mat'l. code SEE NOTE 3		surface ISO 1302 ✓	tolerance ISO 406 ISO 1101	projection 	product family HPC
ltr U	ecn no	dr	date	tolerances unless otherwise specified angles linear .XX±.01/.3 0°±2' .XXX±.005/.13 .XXX±.0020/.051	title 4 ROW VERTICAL HEADER W/PRESS-FIT PINS, 0 G.P.
				INCH/MM scale 1:1	dwg no 50009
					sheet 6 of 14 size A3
				dr D.HORCHLER 2005-06-29	type Product Customer Drawing
				enr D.HORCHLER 2005-06-29	
				chr M JACOB 2014-01-29	
				appd BIJU K PAUL 2014-01-29	
sheet index	revision sheet				

PRODUCT NO.	ITEM KEY	SIGNAL DATA				
		SIZE 4 x 50	TOTAL NO. OF POSITIONS - 200	NO. OF POSITIONS LOADED - 200		
		PIN PLATING	QTY.	MATING LENGTH	TAIL LENGTH	TOTAL PIN LENGTH
50009-XX076	A	SEE SHEET 3	130	.230 / 5.84	.177 / 4.50	.595 / 15.11
	B	SEE SHEET 3	68	.270 / 6.86	.177 / 4.50	.634 / 16.10
	C	SEE SHEET 3	2	.190 / 4.83	.177 / 4.50	.555 / 14.10
50009-XX076LF	A	SEE SHEET 3	130	.230 / 5.84	.177 / 4.50	.595 / 15.11
	B	SEE SHEET 3	68	.270 / 6.86	.177 / 4.50	.634 / 16.10
	C	SEE SHEET 3	2	.190 / 4.83	.177 / 4.50	.555 / 14.10

	1	5	10	15	20	25	30	35	40	45	50	
D	B	C	B	B	B	B	B	B	B	B	B	C
C	B	B	B	B	B	B	B	B	B	B	B	B
B	B	B	B	B	B	B	B	B	B	B	B	B
A	B	B	B	B	B	B	B	B	B	B	B	B

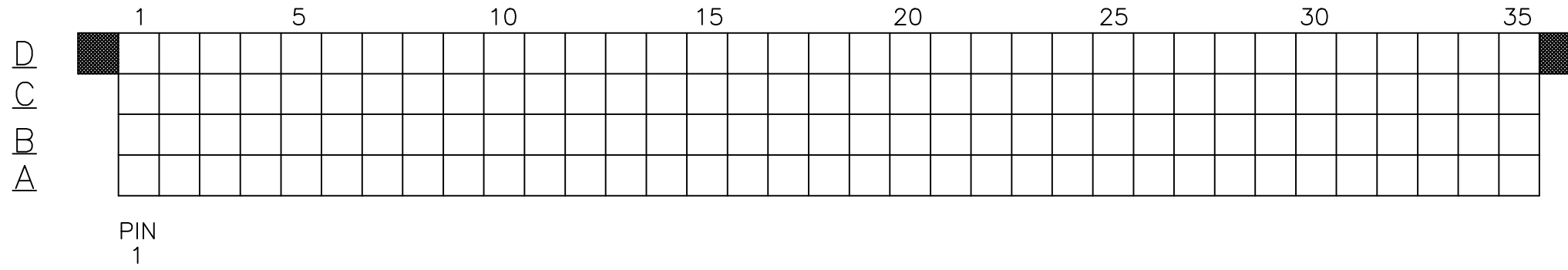
PIN
1

1. ALL POSITIONS ARE LOADED WITH "A", EXCEPT AS SHOWN.
2. COLUMN 1, ROW A IS DESIGNATED AS SIGNAL PIN 1, AS VIEWED FROM THE MATING FACE.

mat'l. code SEE NOTE 3		surface ISO 1302 ✓	tolerance ISO 406 ISO 1101	projection 	product family HPC
ltr U	ecn no	dr	date	tolerances unless otherwise specified angles linear 0°±2'	title 4 ROW VERTICAL HEADER W/PRESS-FIT PINS, 0 G.P.
				.XX±.01/.3 .XXX±.005/.13 .XXX±.0020/.051	INCH/MM scale 1:1
		dr	D.HORCHLER	2005-06-29	dwg no 50009
		enr	D.HORCHLER	2005-06-29	sheet 7 of 14 size A3
		chr	M JACOB	2014-01-29	type Product Customer Drawing
		appd	BIJU K PAUL	2014-01-29	
sheet index	revision sheet				



PRODUCT NO.	SIGNAL DATA				
	SIZE 4 x 35	TOTAL NO. OF POSITIONS -140	NO OF POSITIONS LOADED - 140		
	ITEM KEY	PINS: PLATING:	QUANTITY	MATING LENGTH	TAIL LENGTH
50009-XX124	A	SEE SHEET 3	140	.220 / 5.59	.603 / 15.32
50009-XX124LF	A	SEE SHEET 3	140	.220 / 5.59	.603 / 15.32



1. ALL POSITIONS ARE LOADED WITH "A".
2. COLUMN 1 ROW A IS DESIGNATED AS SIGNAL PIN 1, AS VIEWED FROM THE MATING FACE.

mat'l. code SEE NOTE 3		surface ISO 1302	tolerance ISO 406 ISO 1101	projection 	product family HPC
ltr U	ecn no	dr	date	tolerances unless otherwise specified angles linear 0°±2'	title 4 ROW VERTICAL HEADER W/PRESS-FIT PINS, 0 G.P.
				.XX±.01/.3 .XXX±.005/.13 .XXX±.0020/.051	INCH/MM scale 1:1
		dr	D.HORCHLER	2005-06-29	dwg no 50009
		enr	D.HORCHLER	2005-06-29	sheet 8 of 14 size A3
		chr	M JACOB	2014-01-29	type Product Customer Drawing
		appd	BIJU K PAUL	2014-01-29	
sheet index	revision sheet				



Copyright FCI

PRODUCT NUMBER	ITEM KEY	SIGNAL DATA			
		SIZE 4 x 50	TOTAL NO. OF POSITIONS -200	NO. OF POSITIONS LOADED - 200	
		PRESS FIT STYLE			
		PIN PLATING	QTY.	MATING LENGTH	TAIL LENGTH
50009-XX187	A	SEE SHEET 3	85	.220 / 5.59	.561 / 14.25
	B	SEE SHEET 3	1	.180 / 4.57	.521 / 13.23
	C	SEE SHEET 3	8	.260 / 6.60	.601 / 15.27
	D	SEE SHEET 3	106	.220 / 5.59	.177 / 4.50
50009-XX187LF	A	SEE SHEET 3	85	.220 / 5.59	.561 / 14.25
	B	SEE SHEET 3	1	.180 / 4.57	.521 / 13.23
	C	SEE SHEET 3	8	.260 / 6.60	.601 / 15.27
	D	SEE SHEET 3	106	.220 / 5.59	.177 / 4.50

	1	5	10	15	20	25
<u>D</u>	A	A	A	A	A	A
<u>C</u>	A	A	C	A	A	A
<u>B</u>	A	A	C	A	A	C
<u>A</u>	A	A	A	A	A	A

PIN
1

	26	30	35	40	45	50
	A	A	A	A	A	A
		A	A	A	A	C
	A	A	A	A	A	C
	A	A	A	A	A	

- ALL POSITIONS ARE LOADED WITH "D" EXCEPT AS SHOWN.
- COLUMN 1, ROW A IS DESIGNATED AS SIGNAL PIN 1, AS VIEWED FROM THE MATING FACE.

mat'l. code SEE NOTE 3		surface ISO 1302 ✓	tolerance ISO 406 ISO 1101	projection 	product family HPC
ltr	ecn no	dr	date	tolerances unless otherwise specified	title
U				angles 0°±2'	4 ROW VERTICAL HEADER W/PRESS-FIT PINS, 0 G.P.
				linear .XX±.01/.3 .XXX±.005/.13 .XXX±.0020/.051	INCH/MM scale 1:1
		dr	D.HORCHLER	2005-06-29	dwg no
		enr	D.HORCHLER	2005-06-29	sheet 9 of 14 size
		chr	M JACOB	2014-01-29	50009 A3
		appd	BIJU K PAUL	2014-01-29	type Product Customer Drawing
sheet index	revision sheet				

PRODUCT NUMBER	ITEM KEY	SIGNAL DATA			
		SIZE 4 x 80	TOTAL NO. OF	POSITIONS -320	NO. OF POSITIONS LOADED - 320
		PRESS FIT STYLE			
		PIN PLATING	QTY.	MATING LENGTH	TAIL LENGTH
50009-XX188	A	SEE SHEET 3	304	.210 / 5.33	.533 / 13.54
	B	SEE SHEET 3	16	.244 / 6.20	.533 / 13.54
50009-XX188LF	A	SEE SHEET 3	304	.210 / 5.33	.533 / 13.54
	B	SEE SHEET 3	16	.244 / 6.20	.533 / 13.54

	1	5	10	15	20	25	30	35	40
<u>D</u>	B	B							
<u>C</u>	B	B							
<u>B</u>	B	B							
<u>A</u>	B	B							

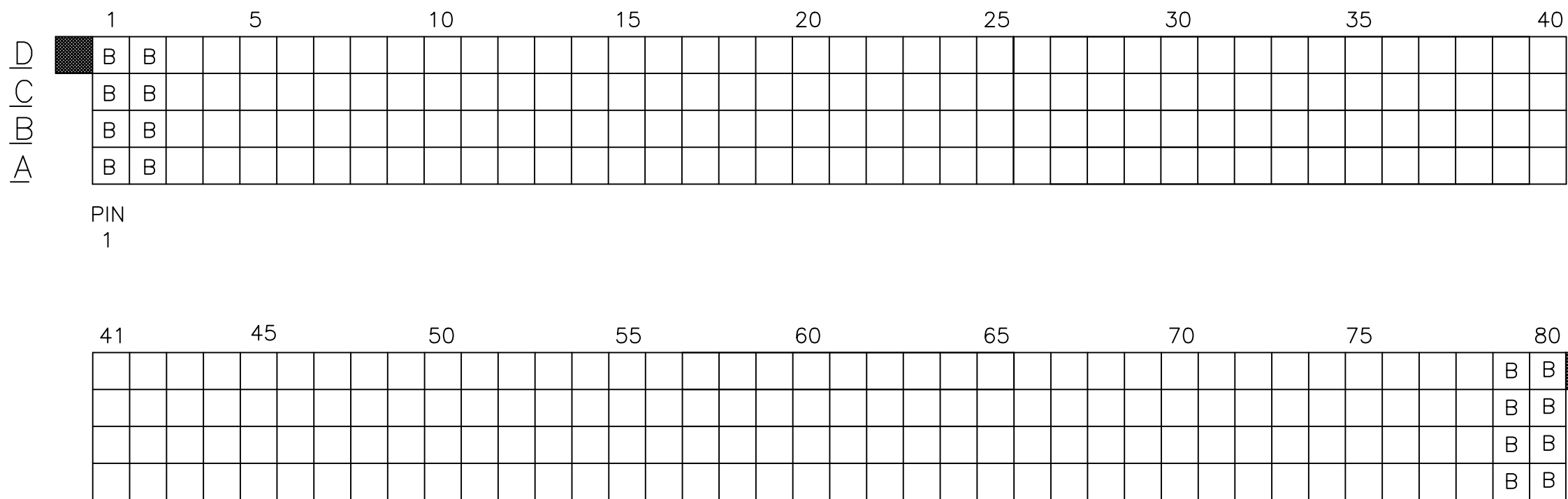
PIN
1

	41	45	50	55	60	65	70	75	80
									B B
									B B
									B B
									B B

- ALL POSITIONS ARE LOADED WITH "A" EXCEPT AS SHOWN.
- COLUMN 1, ROW A IS DESIGNATED AS SIGNAL PIN 1, AS VIEWED FROM THE MATING FACE.

mat'l. code SEE NOTE 3		surface ISO 1302 ✓	tolerance ISO 406 ISO 1101	projection 	product family HPC
ltr U	ecn no	dr	date	tolerances unless otherwise specified angles linear 0°±2'	title 4 ROW VERTICAL HEADER W/PRESS-FIT PINS, 0 G.P.
				.XX±.01/.3 .XXX±.005/.13 .XXX±.0020/.051	INCH/MM scale 1:1
		dr	D.HORCHLER	2005-06-29	dwg no 50009
		enr	D.HORCHLER	2005-06-29	sheet 10 of 14 size A3
		chr	M JACOB	2014-01-29	type Product Customer Drawing
		appd	BIJU K PAUL	2014-01-29	
sheet index	revision sheet				

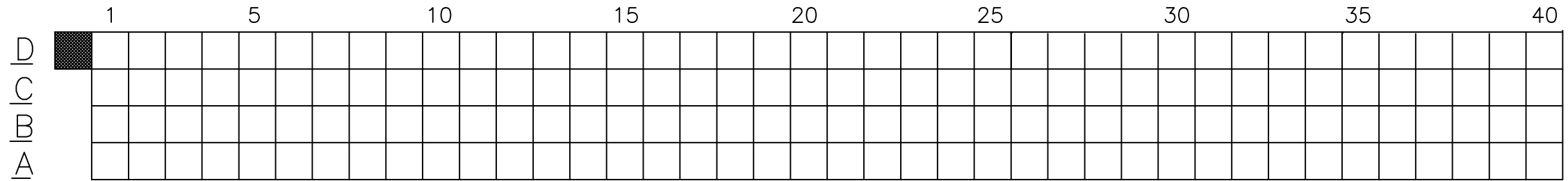
PRODUCT NUMBER	ITEM KEY	SIGNAL DATA			
		SIZE 4 x 80	TOTAL NO. OF POSITIONS - 320	NO. OF POSITIONS LOADED - 320	
		PRESS FIT STYLE			
		PIN PLATING	QTY.	MATING LENGTH	TAIL LENGTH
50009-XX189	A	SEE SHEET 3	304	.210 / 5.33	.660 / 16.76
	B	SEE SHEET 3	16	.245 / 6.22	.660 / 16.76
50009-XX189LF	A	SEE SHEET 3	304	.210 / 5.33	.660 / 16.76
	B	SEE SHEET 3	16	.245 / 6.22	.660 / 16.76



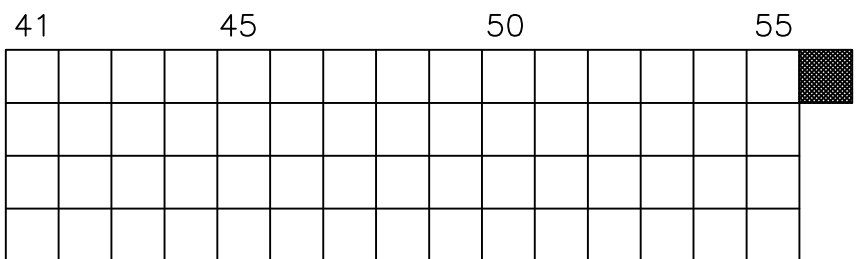
1. ALL POSITIONS ARE LOADED WITH "A" EXCEPT AS SHOWN.
2. COLUMN 1, ROW A IS DESIGNATED AS SIGNAL PIN 1, AS VIEWED FROM THE MATING FACE.

mat'l. code SEE NOTE 3		surface ISO 1302 ✓	tolerance ISO 406 ISO 1101	projection 	product family HPC
ltr	ecn no	dr	date	tolerances unless otherwise specified	title
U				angles linear 0°±2'	INCH/MM 4 ROW VERTICAL HEADER W/PRESS-FIT PINS, 0 G.P.
				.XX±.01/.3 .XXX±.005/.13 .XXX±.0020/.051	scale 1:1
		dr	D.HORCHLER	2005-06-29	dwg no
		enr	D.HORCHLER	2005-06-29	sheet 11 of 14 size
		chr	M JACOB	2014-01-29	50009 A3
		appd	BIJU K PAUL	2014-01-29	type Product Customer Drawing
sheet index	revision sheet				

PRODUCT NO.	SIGNAL DATA				
	SIZE 4 x 55	TOTAL NO. OF POSITIONS - 220	NO OF POSITIONS LOADED - 220		
	ITEM KEY	PINS: PLATING:	QUANTITY	MATING LENGTH	TAIL LENGTH
50009-XX190	A	SEE SHEET 3	220	.220 / 5.59	.250 / 6.35
50009-XX190LF	A	SEE SHEET 3	220	.220 / 5.59	.250 / 6.35



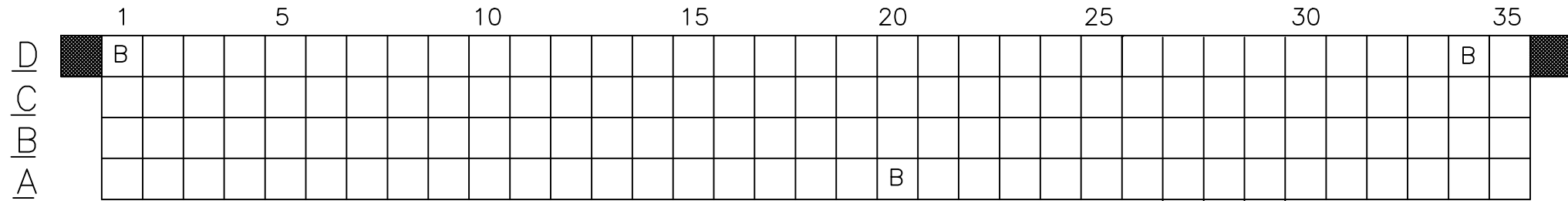
PIN
1



1. ALL POSITIONS ARE LOADED WITH "A".
2. COLUMN 1, ROW A IS DESIGNATED AS SIGNAL PIN 1, AS VIEWED FROM THE MATING FACE.

mat'l. code SEE NOTE 3		surface ISO 1302 ✓	tolerance ISO 406 ISO 1101	projection 	product family HPC
ltr U	ecn no	dr	date	tolerances unless otherwise specified angles linear 0°±2'	title 4 ROW VERTICAL HEADER W/PRESS-FIT PINS, 0 G.P.
				dr D.HORCHLER 2005-06-29 engr D.HORCHLER 2005-06-29 chr M JACOB 2014-01-29 appd BIJU K PAUL 2014-01-29	scale 1:1
sheet index	revision sheet				dwg no 50009 sheet 12 of 14 size A3 type Product Customer Drawing

PRODUCT NO.	ITEM KEY	SIGNAL DATA			
		SIZE 4 x 35	TOTAL NO. OF POSITIONS -140	NO. OF POSITIONS LOADED - 140	
		PLATING	QTY.	PRESS FIT STYLE	
				MATING LENGTH	TAIL LENGTH
50009-XX191	A	SEE SHEET 3	137	.220 / 5.59	.250 / 6.35
	B	SEE SHEET 3	3	.180 / 4.57	.250 / 6.35
50009-XX191LF	A	SEE SHEET 3	137	.220 / 5.59	.250 / 6.35
	B	SEE SHEET 3	3	.180 / 4.57	.250 / 6.35

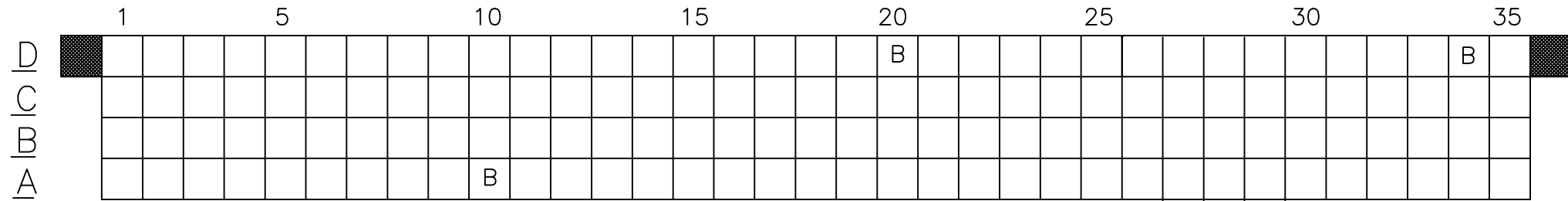


PIN
1

1. ALL POSITIONS ARE LOADED WITH "A", EXCEPT AS SHOWN.
2. COLUMN 1, ROW A IS DESIGNATED AS SIGNAL PIN 1, AS VIEWED FROM THE MATING FACE.

mat'l. code SEE NOTE 3		surface ISO 1302 ✓	tolerance ISO 406 ISO 1101	projection 	product family HPC
ltr U	ecn no	dr	date	tolerances unless otherwise specified angles linear .XX±.01/.3 .XXX±.005/.13 0°±2' .XXX±.0020/.051	INCH/MM scale 1:1
title 4 ROW VERTICAL HEADER W/PRESS-FIT PINS, 0 G.P.		dr D.HORCHLER 2005-06-29			sheet index
dwg no 50009		engr D.HORCHLER 2005-06-29			revision sheet
sheet13 of 14 size A3		chr M JACOB 2014-01-29			
type Product Customer Drawing		appd BIJU K PAUL 2014-01-29			

PRODUCT NO.	ITEM KEY	SIGNAL DATA			
		SIZE 4 x 35	TOTAL NO. OF POSITIONS -140	NO. OF POSITIONS LOADED - 140	
		PLATING	QTY.	PRESS FIT STYLE	
				MATING LENGTH	TAIL LENGTH
50009-XX192	A	SEE SHEET 3	137	.220 / 5.59	.250 / 6.35
	B	SEE SHEET 3	3	.180 / 4.57	.250 / 6.35
50009-XX192LF	A	SEE SHEET 3	137	.220 / 5.59	.250 / 6.35
	B	SEE SHEET 3	3	.180 / 4.57	.250 / 6.35



PIN
1

1. ALL POSITIONS ARE LOADED WITH "A", EXCEPT AS SHOWN.
2. COLUMN 1, ROW A IS DESIGNATED AS SIGNAL PIN 1, AS VIEWED FROM THE MATING FACE.

mat'l. code SEE NOTE 3		surface ISO 1302 ✓	tolerance ISO 406 ISO 1101	projection 	product family HPC
ltr U	ecn no	dr	date	tolerances unless otherwise specified angles linear 0°±2'	title 4 ROW VERTICAL HEADER W/PRESS-FIT PINS, 0 G.P.
				dr D.HORCHLER 2005-06-29 engr D.HORCHLER 2005-06-29 chr M JACOB 2014-01-29 appd BIJU K PAUL 2014-01-29	scale 1:1
sheet index	revision sheet				dwg no 50009 sheet 14 of 14 size A3 type Product Customer Drawing

Looking for pricing, stock, or lifecycle information?

Click below to explore more details on WIN SOURCE:

 [View 50009-5080A on WIN SOURCE](#)

 [Amphenol FCI Information](#)

Optimize Your Supply Chain with WIN SOURCE Solutions

-  Global Sourcing Solution
-  Obsolete Management
-  Cost Control Management
-  Shortage Management
-  Alternative Solution
-  Excess Inventory Management