




**THE DATASHEET OF  
CDNBS08-SRDA15-4**





### Features

- RoHS compliant\*
- Protects up to four I/O ports
- Unidirectional configuration
- ESD protection: 30 kV max.
- Low capacitance: 15 pF

### Applications

- Ethernet - 10/100 Base T
- Computer I/O ports - SCSI, FireWire and USB
- Set-top box protection
- Video cards

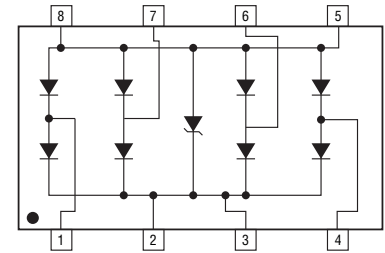
## CDNBS08-SRDaxx-4 Series - Steering Diode/TVS Array Combo

### General Information

The markets of portable communications, computing and video equipment are challenging the semiconductor industry to develop increasingly smaller electronic components.

Bourns offers Steering Diode/Transient Voltage Suppressor Array combination diodes for surge and ESD protection applications in an eight lead narrow body SOIC package size format. Bourns® Chip Diodes conform to JEDEC standards, are easy to handle on standard pick and place equipment and their flat configuration minimizes roll away.

The Bourns device will meet IEC 61000-4-2 (ESD), IEC 61000-4-4 (EFT) and IEC 61000-4-5 (Surge) requirements.



### Electrical Characteristics (@ T<sub>A</sub> = 25 °C Unless Otherwise Noted)

Parameter	Symbol	CDNBS08-				Unit
		SRDA3.3-4	SRDA05-4	SRDA12-4	SRDA15-4	
Minimum Breakdown Voltage @ 1 mA	V <sub>BR</sub>	4.0	6.0	13.3	16.7	V
Working Peak Voltage	V <sub>WM</sub>	3.3	5.0	12.0	15.0	V
Maximum Clamping Voltage V <sub>C</sub> @ I <sub>p</sub> <sup>1</sup>	V <sub>F</sub>	8.0	9.8	19.0	24.0	V
Maximum Clamping Voltage @ 8/20 μs V <sub>C</sub> @ I <sub>pp</sub> <sup>1</sup>	V <sub>F</sub>	10.9 V @ 43 A	13.5 V @ 42 A	25.9 V @ 27 A	30.0 V @ 17 A	V
Maximum Leakage Current @ V <sub>WM</sub>	I <sub>D</sub>	125	20	1	1	μA
Maximum Cap. Bidirectional @ 0 V, 1 MHz	C <sub>J(SD)</sub>	15				pF
ESD Protection per IEC 61000-4-2 Contact - Min. Contact - Max. Air - Min. Air - Max.	ESD	±8 ±30 ±15 ±30				kV
Peak Pulse Power (t <sub>p</sub> = 8/20 μs) <sup>2</sup>	P <sub>PP</sub>	500				W
Maximum Forward Voltage @ 10 mA	V <sub>F</sub>	1.1				V

Notes:

1. See Pulse Waveform.
2. See Peak Pulse Power vs. Pulse Time.
3. Measured between pins 8 or 5 to 1, 2, 3, 4, 6 and 7.

### Thermal Characteristics (@ T<sub>A</sub> = 25 °C Unless Otherwise Noted)

Parameter	Symbol	Max.	Unit
Operating Temperature	T <sub>J</sub>	-55 to +150	°C
Storage Temperature	T <sub>STG</sub>	-55 to +150	°C

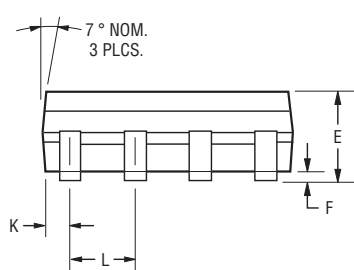
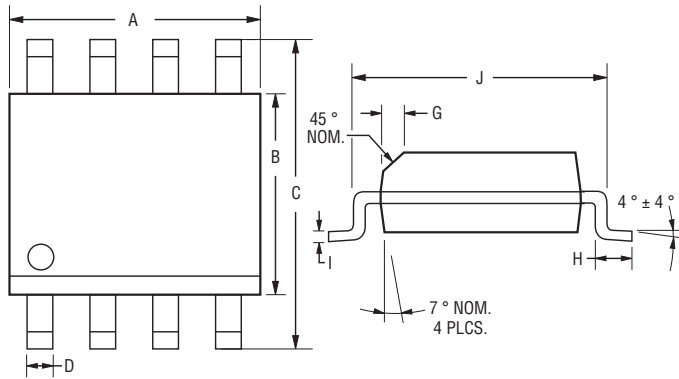
\*RoHS Directive 2002/95/EC Jan. 27, 2003 including annex and RoHS Recast 2011/65/EU June 8, 2011.  
Specifications are subject to change without notice.  
Customers should verify actual device performance in their specific applications.

# CDNBS08-SRDAXX-4 Series - Steering Diode/TVS Array Combo



## Product Dimensions

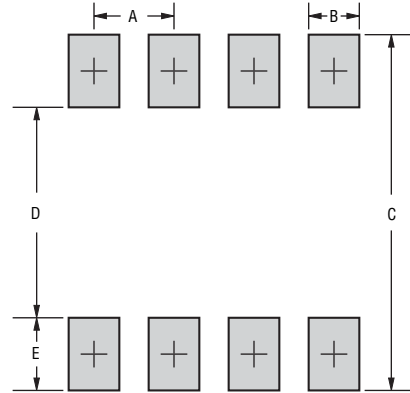
This is an RoHS compliant molded JEDEC narrow body SO-8 package with 100 % Sn plating on the lead frame. It weighs approximately 15 mg and has a flammability rating of UL 94V-0.



DIMENSIONS =  $\frac{\text{MILLIMETERS}}{\text{(INCHES)}}$

Dimensions	
A	$\frac{4.80 - 5.00}{(0.189 - 0.197)}$
B	$\frac{3.81 - 4.00}{(0.150 - 0.157)}$
C	$\frac{5.80 - 6.20}{(0.228 \pm 0.244)}$
D	$\frac{0.36 - 0.51}{(0.014 - 0.020)}$
E	$\frac{1.35 - 1.75}{(0.053 - 0.069)}$
F	$\frac{0.102 - 0.203}{(0.004 - 0.008)}$
G	$\frac{0.25 - 0.50}{(0.010 - 0.020)}$
H	$\frac{0.51 - 1.12}{(0.020 - 0.044)}$
I	$\frac{0.190 - 0.229}{(0.0075 - 0.0090)}$
J	$\frac{4.60 - 5.21}{(0.181 - 0.205)}$
K	$\frac{0.28 - 0.79}{(0.011 - 0.031)}$
L	$\frac{1.27}{(0.050)}$

## Recommended Footprint



Dimensions	
A	$\frac{1.143 - 1.397}{(0.045 - 0.065)}$
B	$\frac{0.635 - 0.889}{(0.025 - 0.035)}$
C	$\frac{6.223}{(0.245)}$ Min.
D	$\frac{3.937 - 4.191}{(0.155 - 0.165)}$
E	$\frac{1.016 - 1.27}{(0.040 - 0.050)}$

## Typical Part Marking

CDNBS08-SRDA3.3-4..... PRA  
 CDNBS08-SRDA05-4..... PRB  
 CDNBS08-SRDA12-4..... PRD  
 CDNBS08-SRDA15-4..... PRE

## How to Order

**CD NBS08 - SRDA 3.3 - 4**

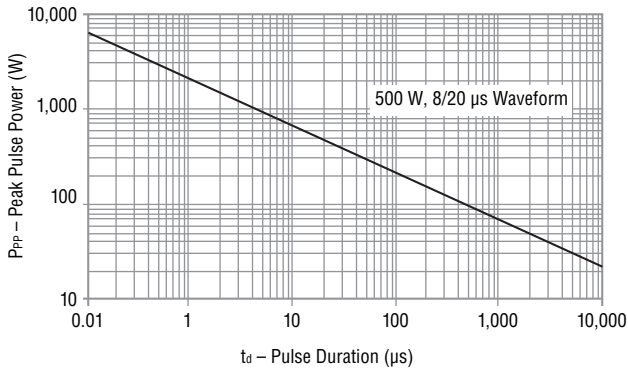
Common Code \_\_\_\_\_  
 Chip Diode \_\_\_\_\_  
 Package \_\_\_\_\_  
 NBS08 = Narrow Body SOIC8 Package \_\_\_\_\_  
 Model \_\_\_\_\_  
 SRDA = Steering/TVS Diode Array \_\_\_\_\_  
 Working Peak Reverse Voltage \_\_\_\_\_  
 3.3 = 3.3 V<sub>RWM</sub> (Volts) \_\_\_\_\_  
 Number of Protection Lines \_\_\_\_\_  
 4 = 4 Lines \_\_\_\_\_

Specifications are subject to change without notice.  
 Customers should verify actual device performance in their specific applications.

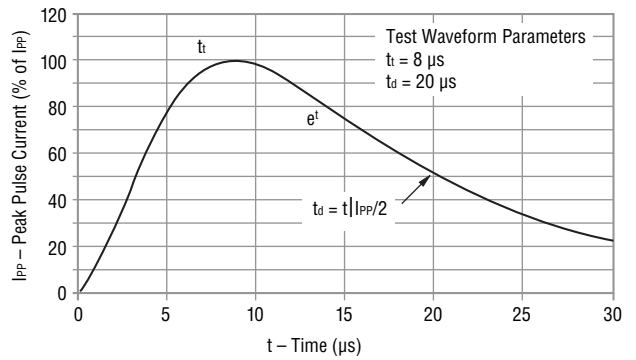
# CDNBS08-SRDAXX-4 Series - Steering Diode/TVS Array Combo

## Performance Graphs

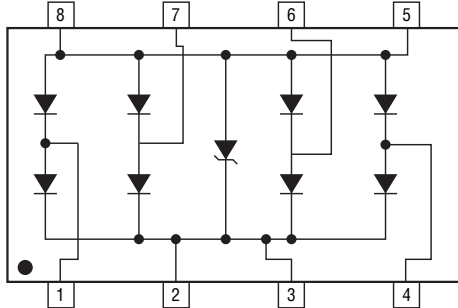
### Peak Pulse Power vs Pulse Time



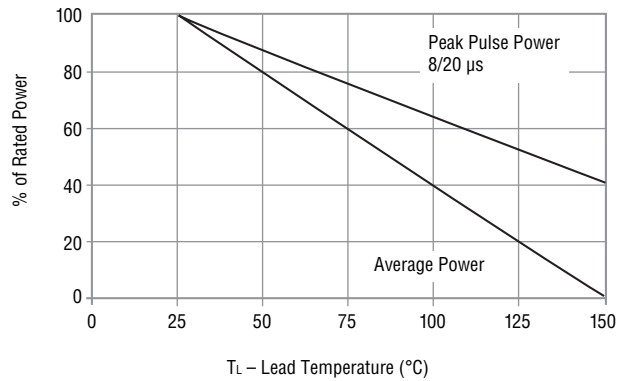
### Pulse Waveform



### Block Diagram



### Power Derating Curve



### Device Pinout

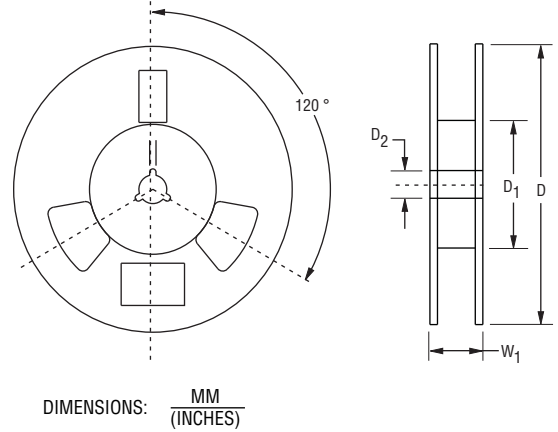
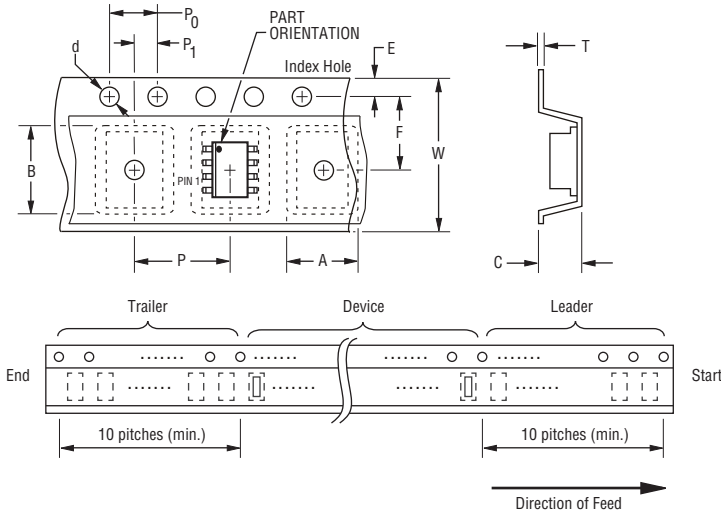
Pin	Function
1	I/O 1
2	+V <sub>REF</sub>
3	+V <sub>REF</sub>
4	I/O 2
5	GND
6	I/O 3
7	I/O 4
8	GND

# CDNBS08-SRDAXx-4 Series - Steering Diode/TVS Array Combo

**BOURNS®**

## Packaging Information

The product is packaged in tape and reel format per EIA-481 standard.



Item	Symbol	NSOIC 8L
Carrier Width	A	$6.7 \pm 0.10$ (0.264 ± 0.004)
Carrier Length	B	$5.5 \pm 0.10$ (0.217 ± 0.004)
Carrier Depth	C	$2.10 \pm 0.10$ (0.083 ± 0.004)
Sprocket Hole	d	$1.55 \pm 0.05$ (0.061 ± 0.002)
Reel Outside Diameter	D	330 (12.992)
Reel Inner Diameter	D <sub>1</sub>	$80.0$ (3.1500) MIN.
Feed Hole Diameter	D <sub>2</sub>	$13.0 \pm 0.20$ (0.512 ± 0.008)
Sprocket Hole Position	E	$1.75 \pm 0.10$ (0.069 ± 0.004)
Punch Hole Position	F	$3.50 \pm 0.05$ (0.138 ± 0.002)
Punch Hole Pitch	P	$8.00 \pm 0.10$ (0.315 ± 0.004)
Sprocket Hole Pitch	P <sub>0</sub>	$4.00 \pm 0.10$ (0.157 ± 0.004)
Embossment Center	P <sub>1</sub>	$2.00 \pm 0.05$ (0.079 ± 0.002)
Overall Tape Thickness	T	$0.20 \pm 0.10$ (0.008 ± 0.004)
Tape Width	W	$12.00 \pm 0.20$ (0.472 ± 0.008)
Reel Width	W <sub>1</sub>	$18.4$ (0.724) MAX.
Quantity per Reel	--	2500

**BOURNS®**

### Asia-Pacific:

Tel: +886-2 2562-4117

Fax: +886-2 2562-4116

### Europe:

Tel: +41-41 768 5555

Fax: +41-41 768 5510

### The Americas:

Tel: +1-951 781-5500

Fax: +1-951 781-5700

[www.bourns.com](http://www.bourns.com)

REV. 12/12

Specifications are subject to change without notice.  
Customers should verify actual device performance in their specific applications.

## Looking for pricing, stock, or lifecycle information?

Click below to explore more details on WIN SOURCE:

- [View CDNBS08-SRDA15-4 on WIN SOURCE](#)
- [Bourns Inc. Information](#)

## Optimize Your Supply Chain with WIN SOURCE Solutions

- ✓ Global Sourcing Solution
- ✓ Obsolete Management
- ✓ Cost Control Management
- ✓ Shortage Management
- ✓ Alternative Solution
- ✓ Excess Inventory Management