




THE DATASHEET OF
CF322513-220K





Features

- 1210 size
- Magnetic shielding
- High Q characteristics
- High current
- Lead free



The CF322513 Series is currently available, although not recommended for new designs. Model CM322522 is preferred.

Applications

- Prevention of electromagnetic interference to signals on the secondary side of electronic equipment

CF322513 Series - Ferrite Multi-Layer High Current Chip Inductors

Electrical Specifications

Bourns Part No.	Inductance		Q	Test Freq.	SRF MHz	DCR	I rms
	μH	Tol. %					
CF322513-R12K	0.12	±10	30	25.2	500	0.22	450
CF322513-R15K	0.15	±10	30	25.2	450	0.25	450
CF322513-R18K	0.18	±10	30	25.2	400	0.28	450
CF322513-R22K	0.22	±10	30	25.2	350	0.32	450
CF322513-R27K	0.27	±10	30	25.2	320	0.36	450
CF322513-R33K	0.33	±10	30	25.2	300	0.40	450
CF322513-R39K	0.39	±10	30	25.2	250	0.45	450
CF322513-R47K	0.47	±10	30	25.2	220	0.50	450
CF322513-R56K	0.56	±10	30	25.2	180	0.55	450
CF322513-R68K	0.68	±10	30	25.2	160	0.60	450
CF322513-R82K	0.82	±10	30	25.2	140	0.65	450
CF322513-1R0K	1.0	±10	30	7.96	120	0.70	400
CF322513-1R2K	1.2	±10	30	7.96	100	0.75	390
CF322513-1R5K	1.5	±10	30	7.96	85	0.85	370
CF322513-1R8K	1.8	±10	30	7.96	80	0.90	350
CF322513-2R2K	2.2	±10	30	7.96	75	1.00	320
CF322513-2R7K	2.7	±10	30	7.96	70	1.10	290
CF322513-3R3K	3.3	±10	30	7.96	60	1.20	260
CF322513-3R9K	3.9	±10	30	7.96	55	1.30	250
CF322513-4R7K	4.7	±10	30	7.96	50	1.50	220
CF322513-5R6K	5.6	±10	30	7.96	47	1.60	200
CF322513-6R8K	6.8	±10	30	7.96	43	1.80	180
CF322513-8R2K	8.2	±10	30	7.96	40	2.00	170
CF322513-100K	10.0	±10	30	2.52	36	2.10	150
CF322513-120K	12.0	±10	30	2.52	33	2.50	140
CF322513-150K	15.0	±10	30	2.52	30	2.80	130
CF322513-180K	18.0	±10	30	2.52	27	3.30	120
CF322513-220K	22.0	±10	30	2.52	25	3.70	110
CF322513-270K	27.0	±10	30	2.52	20	5.00	80
CF322513-330K	33.0	±10	30	2.52	17	5.60	70

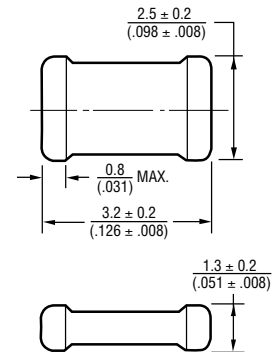
General Specifications

Temperature Rise40 °C max. at rated current
 Operating Temperature-55 °C to +125 °C
 Storage Temperature...-55 °C to +125 °C
 Reflow Soldering ...230 °C, 50 sec. max.
 Resistance to Soldering Heat260 °C, 5 seconds

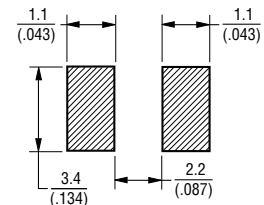
Materials

Base MaterialFerrite
 TerminalPd/Pt/Ag/Ni/Sn
 Packaging.....2,500 pcs. per reel

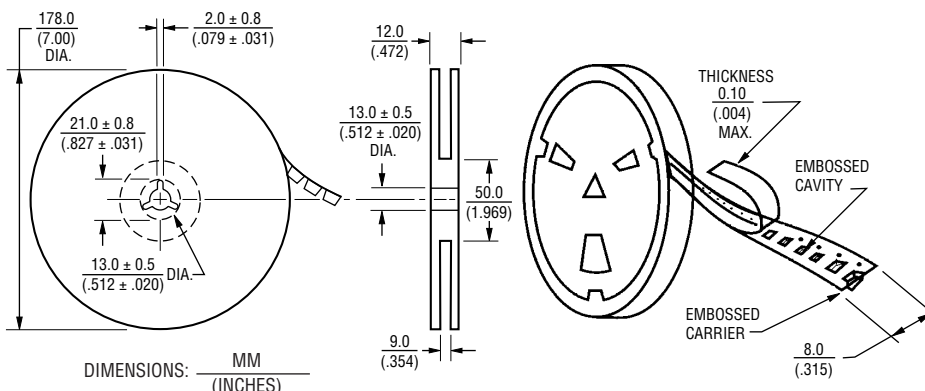
Product Dimensions



Recommended Layout



Packaging Specifications








Looking for pricing, stock, or lifecycle information?

Click below to explore more details on WIN SOURCE:

 [View CF322513-220K on WIN SOURCE](#)

 [Bourns Inc. Information](#)

Optimize Your Supply Chain with WIN SOURCE Solutions

-  Global Sourcing Solution
-  Obsolete Management
-  Cost Control Management
-  Shortage Management
-  Alternative Solution
-  Excess Inventory Management