

CMOZ2V4 THRU CMOZ43V

**SURFACE MOUNT
SILICON ZENER DIODE
2.4 VOLTS THRU 43 VOLTS
5% TOLERANCE**




www.centrasemi.com

DESCRIPTION:

The CENTRAL SEMICONDUCTOR CMOZ2V4 Series Zener Diode is a high quality voltage regulator in an epoxy-molded ULTRAmimi™ package, designed for applications requiring low leakage.

ULTRAmimi™



SOD-523 CASE

MARKING CODE: SEE MARKING CODE ON ELECTRICAL CHARACTERISTICS TABLE

MAXIMUM RATINGS: (T _A =25°C unless otherwise noted)	SYMBOL		UNITS
Power Dissipation (Note 1) (T _A =50°C)	P _D	350	mW
Power Dissipation (Note 2)	P _D	300	mW
Power Dissipation (Note 3)	P _D	250	mW
Operating and Storage Junction Temperature	T _J , T _{stg}	-65 to +150	°C
Thermal Resistance (P _D =300mW)	θ _{JA}	417	°C/W

ELECTRICAL CHARACTERISTICS: (T_A=25°C), V_F=0.9 MAX @ I_F=10mA (for all types)

TYPE	ZENER VOLTAGE V _Z @ I _{ZT}			TEST CURRENT I _{ZT} mA	MAXIMUM ZENER IMPEDANCE Z _{ZT} @ I _{ZT} Ω	MAXIMUM REVERSE CURRENT I _R @ V _R		MARKING CODE
	MIN V	NOM V	MAX V			μA	V	
CMOZ2V4	2.28	2.4	2.52	5.0	100	25	1.0	F1
CMOZ2V6	2.47	2.6	2.73	5.0	100	25	1.0	F1A
CMOZ2V7	2.57	2.7	2.84	5.0	100	10	1.0	F2
CMOZ3V0	2.85	3.0	3.15	5.0	95	5.0	1.0	F3
CMOZ3V3	3.14	3.3	3.47	5.0	95	2.0	1.0	F4
CMOZ3V6	3.42	3.6	3.78	5.0	90	2.0	1.0	F5
CMOZ3V9	3.71	3.9	4.10	5.0	90	2.0	1.0	F6
CMOZ4V3	4.09	4.3	4.52	5.0	90	1.0	1.0	F7
CMOZ4V7	4.47	4.7	4.94	5.0	80	3.0	2.0	F8
CMOZ5V1	4.85	5.1	5.36	5.0	60	2.0	2.0	F9
CMOZ5V6	5.32	5.6	5.88	5.0	40	1.0	2.0	F0
CMOZ6V2	5.89	6.2	6.51	5.0	10	3.0	4.0	H1
CMOZ6V8	6.46	6.8	7.14	5.0	15	2.0	4.0	H2
CMOZ7V5	7.12	7.5	7.88	5.0	15	1.0	5.0	H3
CMOZ8V2	7.79	8.2	8.61	5.0	15	0.7	5.0	H4
CMOZ9V1	8.65	9.1	9.56	5.0	15	0.5	6.0	H5
CMOZ10V	9.50	10	10.50	5.0	20	0.2	7.0	H6

- Notes: (1) Ceramic or aluminum core PC Board with copper mounting pad area of 4.0mm²
 (2) FR-4 Epoxy PC Board with copper mounting pad area of 4.0mm²
 (3) FR-4 Epoxy PC Board with copper mounting pad area of 1.4mm²

R6 (15-April 2011)

CMOZ2V4 THRU CMOZ43V

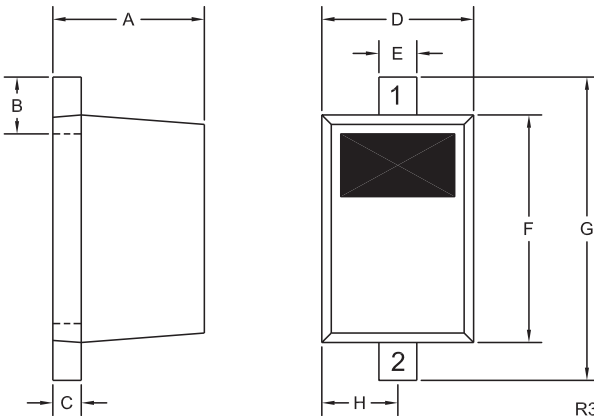
SURFACE MOUNT
SILICON ZENER DIODE
2.4 VOLTS THRU 43 VOLTS
5% TOLERANCE



ELECTRICAL CHARACTERISTICS - Continued: ($T_A=25^\circ\text{C}$), $V_F=0.9$ MAX @ $I_F=10\text{mA}$ (for all types)

TYPE	ZENER VOLTAGE $V_Z @ I_{ZT}$			TEST CURRENT I_{ZT} mA	MAXIMUM ZENER IMPEDANCE $Z_{ZT} @ I_{ZT}$ Ω	MAXIMUM REVERSE CURRENT $I_R @ V_R$		MARKING CODE
	MIN V	NOM V	MAX V			μA	V	
CMOZ11V	10.45	11	11.55	5.0	20	0.1	8.0	H7
CMOZ12V	11.40	12	12.60	5.0	25	0.1	8.0	H8
CMOZ13V	12.35	13	13.65	5.0	30	0.1	8.0	H9
CMOZ15V	14.25	15	15.75	5.0	30	0.05	10.5	H0
CMOZ16V	15.20	16	16.80	5.0	40	0.05	11.2	J1
CMOZ18V	17.10	18	18.90	5.0	45	0.05	12.6	J2
CMOZ20V	19.00	20	21.00	5.0	55	0.05	14.0	J3
CMOZ22V	20.90	22	23.10	5.0	55	0.05	15.4	J4
CMOZ24V	22.80	24	25.20	5.0	70	0.05	16.8	J5
CMOZ27V	25.65	27	28.35	5.0	80	0.05	18.9	J6
CMOZ30V	28.50	30	31.50	5.0	80	0.05	21.0	J7
CMOZ33V	31.35	33	34.65	5.0	80	0.05	23.1	J8
CMOZ36V	34.20	36	37.80	5.0	90	0.05	25.2	J9
CMOZ39V	37.05	39	40.95	5.0	130	0.05	27.3	J0
CMOZ43V	40.85	43	45.15	5.0	150	0.05	30.1	K1

SOD-523 CASE - MECHANICAL OUTLINE



SYMBOL	DIMENSIONS			
	INCHES		MILLIMETERS	
	MIN	MAX	MIN	MAX
A	0.020	0.031	0.50	0.80
B	0.008	0.016	0.20	0.40
C	0.002	0.008	0.05	0.20
D	0.028	0.035	0.70	0.90
E	0.008	0.014	0.20	0.35
F	0.039	0.055	1.00	1.40
G	0.055	0.071	1.40	1.80
H	0.016		0.40	

SOD-523 (REV: R3)

LEAD CODE:

- 1) Cathode
- 2) Anode

R6 (15-April 2011)

OUTSTANDING SUPPORT AND SUPERIOR SERVICES



PRODUCT SUPPORT

Central's operations team provides the highest level of support to insure product is delivered on-time.

- Supply management (Customer portals)
- Inventory bonding
- Consolidated shipping options
- Custom bar coding for shipments
- Custom product packing

DESIGNER SUPPORT/SERVICES

Central's applications engineering team is ready to discuss your design challenges. Just ask.

- Free quick ship samples (2nd day air)
- Online technical data and parametric search
- SPICE models
- Custom electrical curves
- Environmental regulation compliance
- Customer specific screening
- Up-screening capabilities
- Special wafer diffusions
- PbSn plating options
- Package details
- Application notes
- Application and design sample kits
- Custom product and package development

REQUESTING PRODUCT PLATING

1. If requesting Tin/Lead plated devices, add the suffix " TIN/LEAD" to the part number when ordering (example: 2N2222A TIN/LEAD).
2. If requesting Lead (Pb) Free plated devices, add the suffix " PBFREE" to the part number when ordering (example: 2N2222A PBFREE).

CONTACT US

Corporate Headquarters & Customer Support Team

Central Semiconductor Corp.
145 Adams Avenue
Hauppauge, NY 11788 USA
Main Tel: (631) 435-1110
Main Fax: (631) 435-1824
Support Team Fax: (631) 435-3388
www.centrasemi.com



Worldwide Field Representatives:
www.centrasemi.com/wwreps

Worldwide Distributors:
www.centrasemi.com/wwdistributors

For the latest version of Central Semiconductor's **LIMITATIONS AND DAMAGES DISCLAIMER**, which is part of Central's Standard Terms and Conditions of sale, visit: www.centrasemi.com/terms

Looking for pricing, stock, or lifecycle information?

Click below to explore more details on WIN SOURCE:

-  [View CMOZ27V TR on WIN SOURCE](#)
-  [Central Semiconductor Corp Information](#)

Optimize Your Supply Chain with WIN SOURCE Solutions

-  Global Sourcing Solution
-  Obsolete Management
-  Cost Control Management
-  Shortage Management
-  Alternative Solution
-  Excess Inventory Management