



THE DATASHEET OF UPS120/TR7

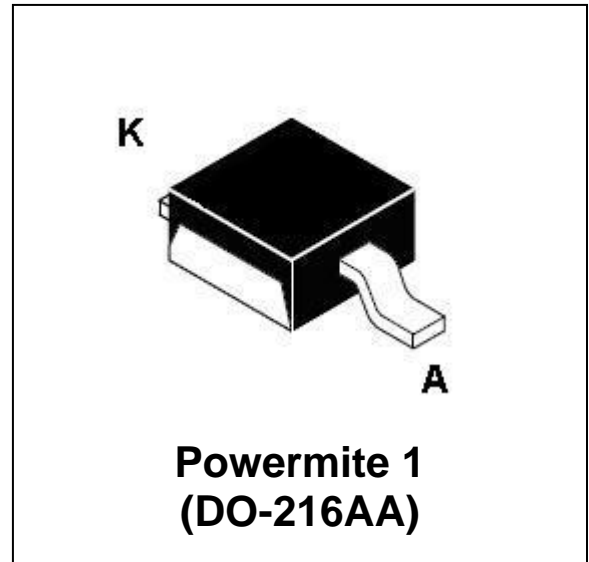


Main product characteristics

I_O	1A
V_{RRM}	20V
$T_{j(MAX)}$	125°C
$V_{F(MAX)}$	0.415V

Features and benefits

- Low forward voltage drop
- Low profile package height
- Efficient heat path with integral locking bottom metal tab
- Low thermal resistance DO-216AA package



Description and applications

Single schottky rectifier assembled in Powermite 1[®] package which features a full metallic bottom that eliminates possibility of solder flux entrapment during assembly. The package also incorporates a unique locking tab which acts as an efficient heat path from die to mounting plane for external heat sinking with very low thermal resistance junction to case (bottom).

This product is suitable for use in switching and regulating power supplies and also charge pump circuits.

Absolute maximum ratings⁽¹⁾

Symbol	Parameter	Value	Unit
V_{RRM} V_{RWM} V_R	Peak Repetitive Reverse Voltage Working Peak Reverse Voltage DC Blocking Voltage	20	V
$V_{R(RMS)}$	RMS Reverse Voltage	14	V
I_O	Average rectified forward output current ($T_C = 135^\circ\text{C}$)	1.0	A
I_{FRM}	Peak repetitive forward current (100kHz square wave, $T_C = 135^\circ\text{C}$)	2.0	A
I_{FSM}	Non repetitive peak forward surge current (8.3ms single half sine wave)	50	A
dV/dt	Voltage rate of change (at max V_R)	10000	V/ μs
T_{STG}	Storage temperature	-55 to +150	°C
T_J	Junction temperature	-55 to +125	°C

⁽¹⁾ All ratings at 25°C unless specified otherwise

Characteristics

Static Electrical Characteristics

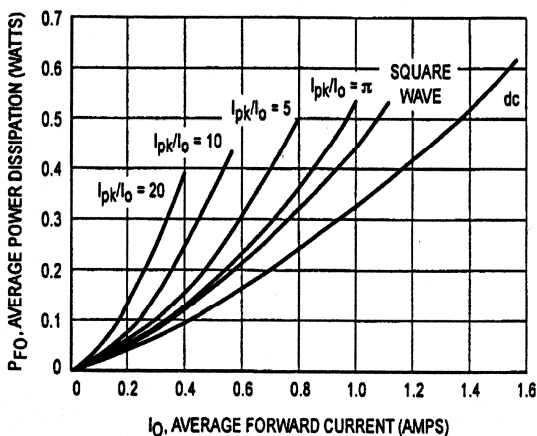
Symbol	Parameter	Test Conditions	Typ	max	Units
$V_F^{(2)}$	Maximum forward voltage	$T_J = 25^\circ\text{C}$	$I_F = 0.1\text{ A}$	0.34	V
			$I_F = 1.0\text{ A}$	0.45	
			$I_F = 3.0\text{ A}$	0.65	
		$T_J = 85^\circ\text{C}$	$I_F = 0.1\text{ A}$	0.25	
			$I_F = 1.0\text{ A}$	0.415	
			$I_F = 3.0\text{ A}$	0.67	
$I_R^{(2)}$	Maximum instantaneous reverse current	$T_J = 25^\circ\text{C}$	$V_R = 20\text{V}$	0.40	mA
			$V_R = 10\text{V}$	0.10	
		$T_J = 85^\circ\text{C}$	$V_R = 20\text{V}$	25	
			$V_R = 10\text{V}$	18	
C_T	Junction capacitance	$V_R = 5\text{V}, f = 1\text{MHz}$	80		pF

⁽²⁾ Measured with a test pulse of 380µs to minimize self-heating effect

Thermal Characteristics

Symbol	Parameter	Value	Unit
$R_{\theta JC}$	Junction to case (bottom)	15	$^\circ\text{C/W}$
$R_{\theta JA}$	Junction to ambient ⁽³⁾	240	$^\circ\text{C/W}$

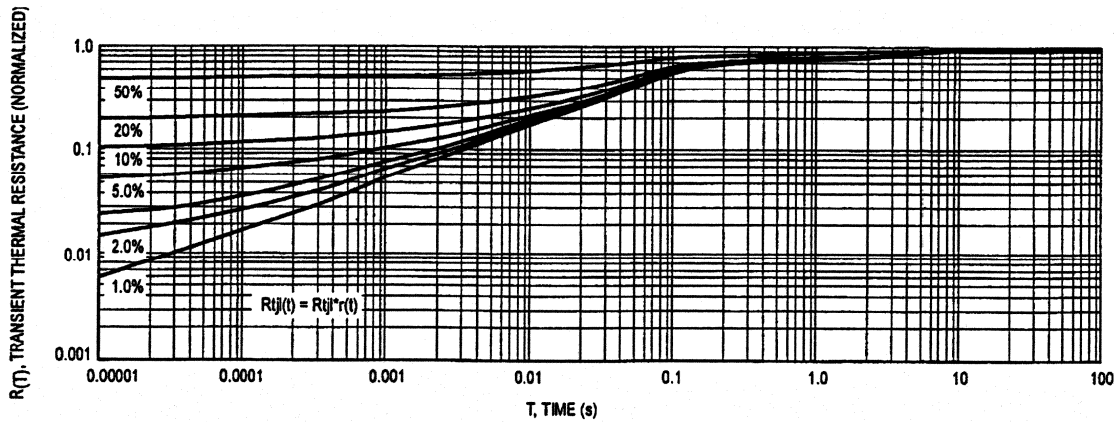
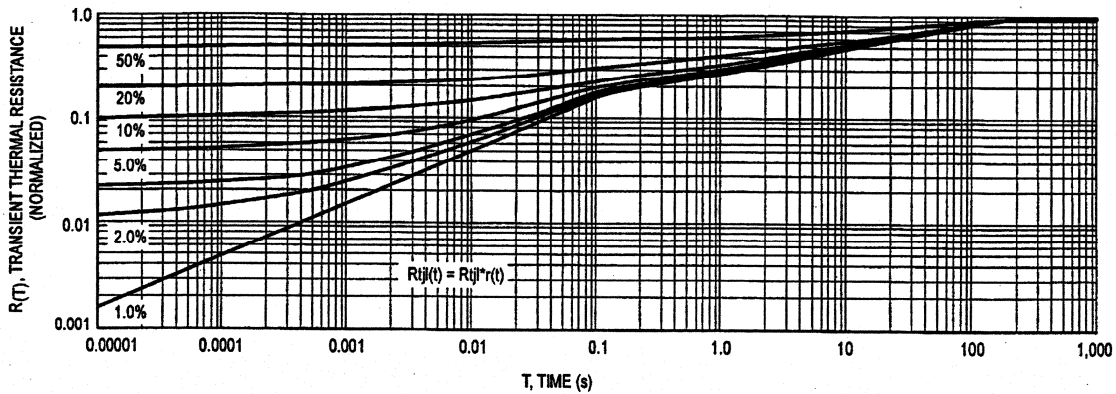
⁽³⁾ Mounted on FR-4 PC board using 1oz copper with recommended minimum foot print



Reverse power dissipation and the possibility of thermal runaway must be considered when operating this device under any reverse voltage conditions. Calculations of T_J therefore must include forward and reverse power effects. The allowable operating T_J may be calculated from the equation:

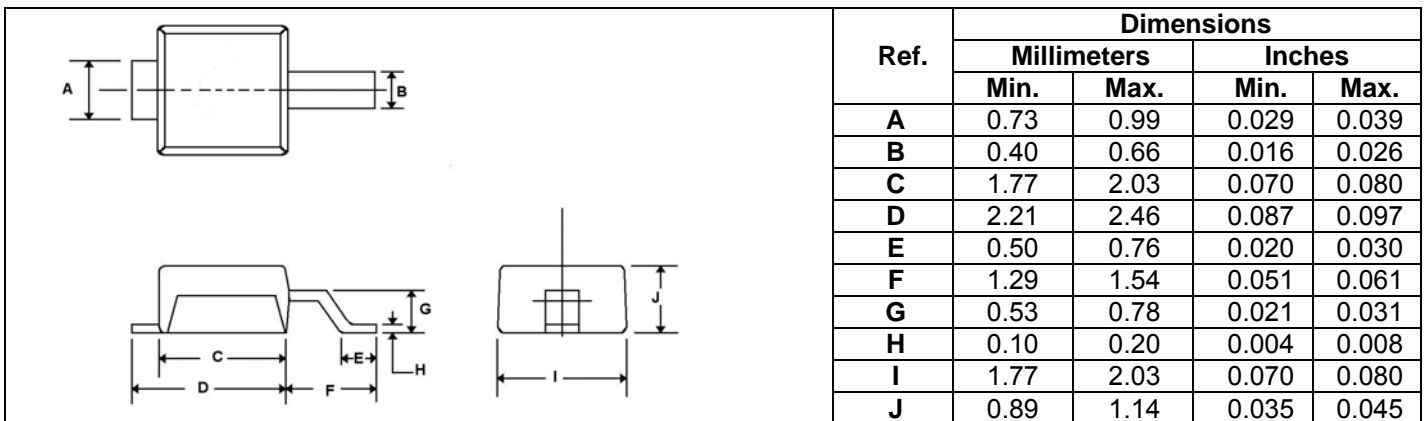
$T_J = T_{J\text{max}} = r(t)(P_f + P_r)$ where
 $r(t)$ = thermal impedance under given conditions.
 P_f = forward power dissipation, and
 P_r = reverse power dissipation

This graph displays the de-rated allowable T_J due to reverse bias under DC conditions only and is calculated as $T_J = T_{J\text{max}} - r(t) P_r$, Where $r(t) = R_{thja}$. For other power applications further calculations must be performed.

Schottky Barrier Rectifier

Thermal Impedance Junction to Case (bottom)

Thermal Impedance Junction to Ambient

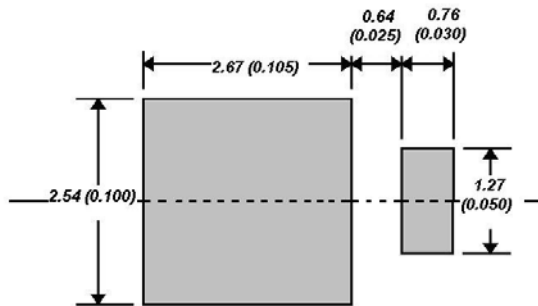
Mechanical Characteristics

Physical dimensions



Schottky Barrier Rectifier

Footprint dimensions



Powermite 1[®] footprint dimensions in *mm (inches)*

Package materials & information

Case : Epoxy meets UL94V-0

Electrode finish : Matte Sn plating - fully RoHS compliant

Marking code :

S20

Ordering information

Product order code	Marking	Package	Weight	Base qty	Delivery mode
UPS120e3 / TR7	S20	Powermite 1 (DO-216AA)	0.016 g	3000	Tape and reel (7 inch)
UPS120e3 / TR13	S20	Powermite 1 (DO-216AA)	0.016 g	12000	Tape and reel (13 inch)

*Commercial Business Unit
Microsemi Corporation*

Microsemi Commercial Offshore de Macau Limitada
Avenida Doutor Mario Soares
Bank of China Building, 18/F, Unit D
Macau SAR

Please refer to www.microsemi.com for the terms and conditions of purchase

Looking for pricing, stock, or lifecycle information?

Click below to explore more details on WIN SOURCE:

- ⊖ [View UPS120/TR7 on WIN SOURCE](#)
- ⊖ [Microsemi Corporation](#) Information

Optimize Your Supply Chain with WIN SOURCE Solutions

- ✓ Global Sourcing Solution
- ✓ Obsolete Management
- ✓ Cost Control Management
- ✓ Shortage Management
- ✓ Alternative Solution
- ✓ Excess Inventory Management