

UNR511x Series (UN511x Series)

Silicon PNP epitaxial planar type

For digital circuits

■ Features

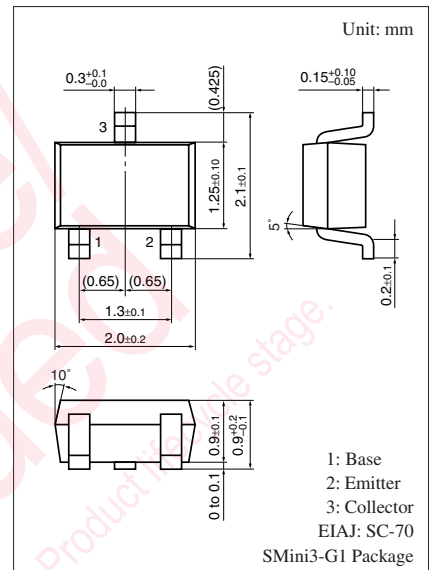
- Costs can be reduced through downsizing of the equipment and reduction of the number of parts
- S-Mini type package, allowing automatic insertion through the tape/magazine packing

■ Resistance by Part Number

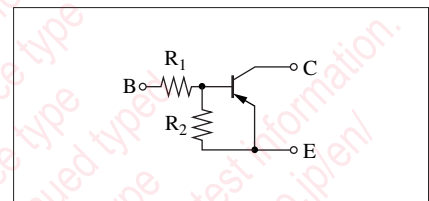
	Marking symbol	(R ₁)	(R ₂)
• UNR5110 (UN5110)	6L	47 kΩ	—
• UNR5111 (UN5111)	6A	10 kΩ	10 kΩ
• UNR5112 (UN5112)	6B	22 kΩ	22 kΩ
• UNR5113 (UN5113)	6C	47 kΩ	47 kΩ
• UNR5114 (UN5114)	6D	10 kΩ	47 kΩ
• UNR5115 (UN5115)	6E	10 kΩ	—
• UNR5116 (UN5116)	6F	4.7 kΩ	—
• UNR5117 (UN5117)	6H	22 kΩ	—
• UNR5118 (UN5118)	6I	0.51 kΩ	5.1 kΩ
• UNR5119 (UN5119)	6K	1 kΩ	10 kΩ
• UNR511D (UN511D)	6M	47 kΩ	10 kΩ
• UNR511E (UN511E)	6N	47 kΩ	22 kΩ
• UNR511F (UN511F)	6O	4.7 kΩ	10 kΩ
• UNR511H (UN511H)	6P	2.2 kΩ	10 kΩ
• UNR511L (UN511L)	6Q	4.7 kΩ	4.7 kΩ
• UNR511M (UN511M)	EI	2.2 kΩ	47 kΩ
• UNR511N (UN511N)	EW	4.7 kΩ	47 kΩ
• UNR511T (UN511T)	EY	22 kΩ	47 kΩ
• UNR511V (UN511V)	FC	2.2 kΩ	2.2 kΩ
• UNR511Z (UN511Z)	FE	4.7 kΩ	22 kΩ

■ Absolute Maximum Ratings T_a = 25°C

Parameter	Symbol	Rating	Unit
Collector-base voltage (Emitter open)	V _{CBO}	-50	V
Collector-emitter voltage (Base open)	V _{CEO}	-50	V
Collector current	I _C	-100	mA
Total power dissipation	P _T	150	mW
Junction temperature	T _j	150	°C
Storage temperature	T _{stg}	-55 to +150	°C



Internal Connection



Note) The part numbers in the parenthesis show conventional part number.

■ Electrical Characteristics $T_a = 25^\circ\text{C} \pm 3^\circ\text{C}$

Parameter		Symbol	Conditions	Min	Typ	Max	Unit	
Collector-base voltage (Emitter open)		V_{CBO}	$I_C = -10 \mu\text{A}, I_E = 0$	-50			V	
Collector-emitter voltage (Base open)		V_{CEO}	$I_C = -2 \text{ mA}, I_B = 0$	-50			V	
Collector-base cutoff current (Emitter open)		I_{CBO}	$V_{CB} = -50 \text{ V}, I_E = 0$			-0.1	μA	
Collector-emitter cutoff current (Base open)		I_{CEO}	$V_{CE} = -50 \text{ V}, I_B = 0$			-0.5	μA	
Emitter-base cutoff current (Collector open)	UNR5110/5115/5116/5117	I_{EBO}	$V_{EB} = -6 \text{ V}, I_C = 0$			-0.01	mA	
	UNR5113					-0.1		
	UNR5112/5114/511D/ 511E/511M/511N/511T					-0.2		
	UNR511Z					-0.4		
	UNR5111					-0.5		
	UNR511F/511H					-1.0		
	UNR5119					-1.5		
	UNR5118/511L/511V					-2.0		
Forward current transfer ratio	UNR511V	h_{FE}	$V_{CE} = -10 \text{ V}, I_C = -5 \text{ mA}$	6		20	—	
	UNR5118/511L			20				
	UNR5119/511D/511F/511H			30				
	UNR5111			35				
	UNR5112/511E			60				
	UNR511Z			60	200			
	UNR5113/5114/511M			80				
	UNR511N/511T			80	400			
	UNR5110*/5115*/5116*/5117*			160	460			
Collector-emitter saturation voltage		$V_{CE(sat)}$	$I_C = -10 \text{ mA}, I_B = -0.3 \text{ mA}$			-0.25	V	
	UNR511V			$I_C = -10 \text{ mA}, I_B = -1.5 \text{ mA}$				
Output voltage high-level		V_{OH}	$V_{CC} = -5 \text{ V}, V_B = -0.5 \text{ V}, R_L = 1 \text{ k}\Omega$	-4.9			V	
Output voltage low-level		V_{OL}	$V_{CC} = -5 \text{ V}, V_B = -2.5 \text{ V}, R_L = 1 \text{ k}\Omega$			-0.2	V	
				UNR5113	$V_{CC} = -5 \text{ V}, V_B = -3.5 \text{ V}, R_L = 1 \text{ k}\Omega$			
				UNR511D	$V_{CC} = -5 \text{ V}, V_B = -10 \text{ V}, R_L = 1 \text{ k}\Omega$			
				UNR511E	$V_{CC} = -5 \text{ V}, V_B = -6 \text{ V}, R_L = 1 \text{ k}\Omega$			
Transition frequency		f_T	$V_{CB} = -10 \text{ V}, I_E = 1 \text{ mA}, f = 200 \text{ MHz}$		80		MHz	
				UNR5116	$V_{CB} = -10 \text{ V}, I_E = 2 \text{ mA}, f = 200 \text{ MHz}$			150
Input resistance	UNR5118	R_1		-30%	0.51	+30%	k Ω	
	UNR5119				1.0			
	UNR511H/511M/511V				2.2			
	UNR5116/511F/511L 511N/511Z				4.7			
	UNR5111/5114/5115				10			
	UNR5112/5117/511T				22			
	UNR5110/5113/511D/511E				47			
Resistance ratio	UNR511M	R_1/R_2			0.047		—	
	UNR511N				0.1			
	UNR5118/5119			0.08	0.10	0.12		
	UNR511Z				0.21			

■ Electrical Characteristics (continued) $T_a = 25^\circ\text{C} \pm 3^\circ\text{C}$

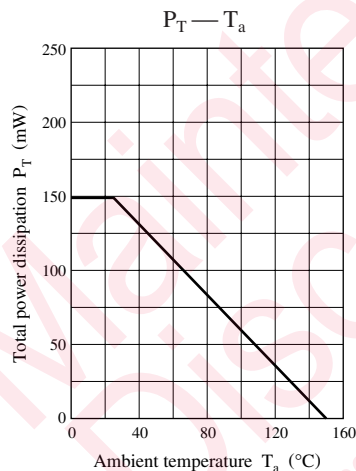
Parameter		Symbol	Conditions	Min	Typ	Max	Unit
Resistance ratio	UNR5114			0.17	0.21	0.25	
	UNR511H			0.17	0.22	0.27	
	UNR511T				0.47		
	UNR511F			0.37	0.47	0.57	
	UNR511V				1.0		
	UNR5111/5112/5113/511L			0.8	1.0	1.2	
	UNR511E			1.70	2.14	2.60	
	UNR511D			3.7	4.7	5.7	

Note) 1. Measuring methods are based on JAPANESE INDUSTRIAL STANDARD JIS C 7030 measuring methods for transistors.

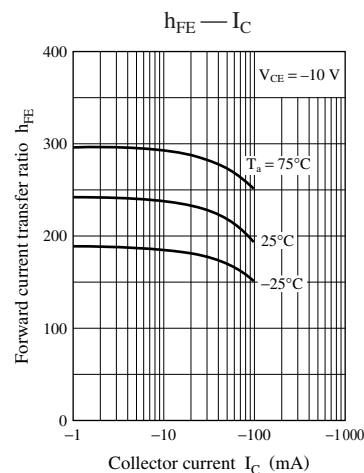
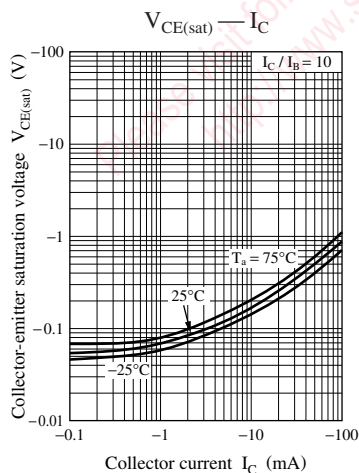
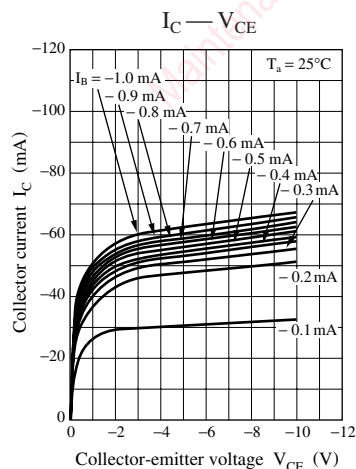
2. *: Rank classification

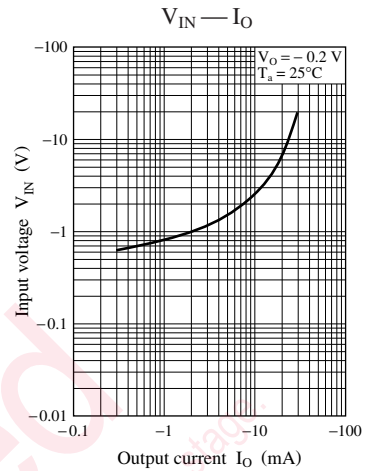
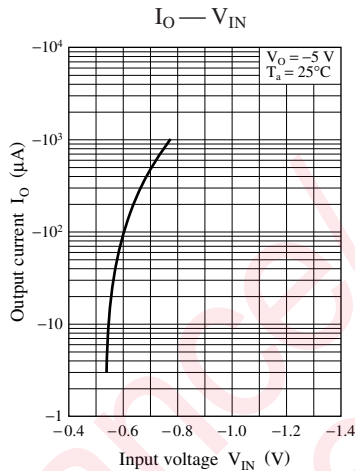
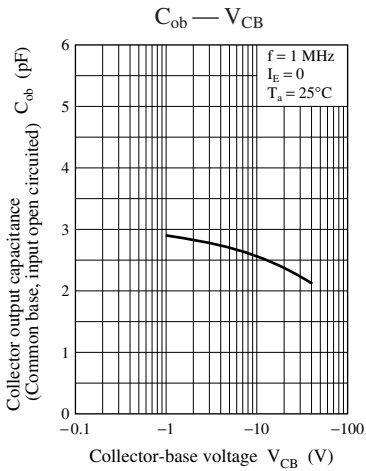
Rank	Q	R	S	No-rank
h_{FE}	160 to 260	210 to 340	290 to 460	160 to 460

Common characteristics chart

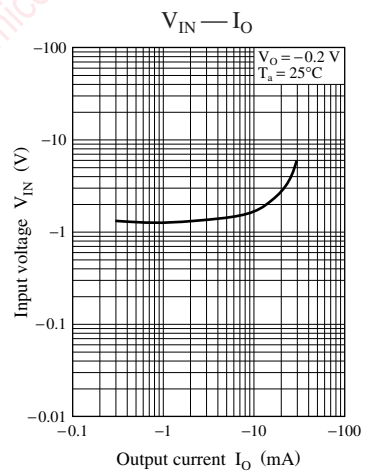
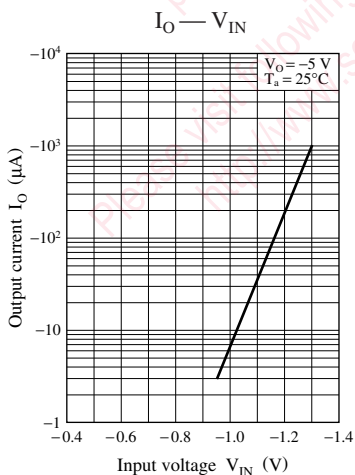
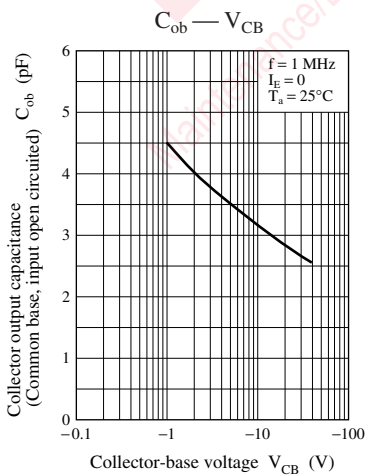
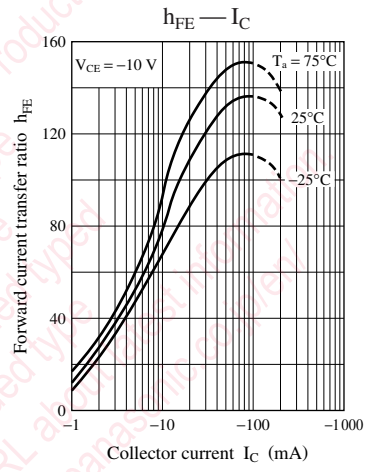
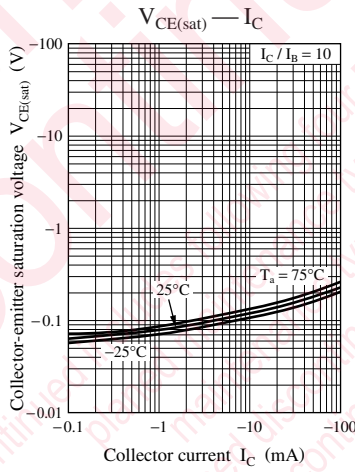
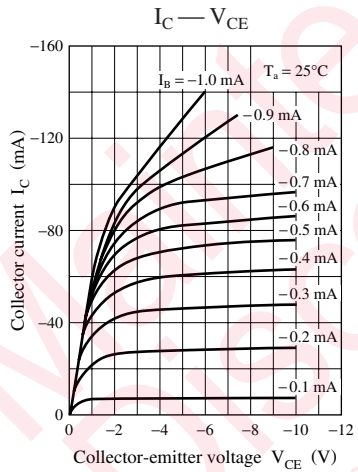


Characteristics charts of UNR5110

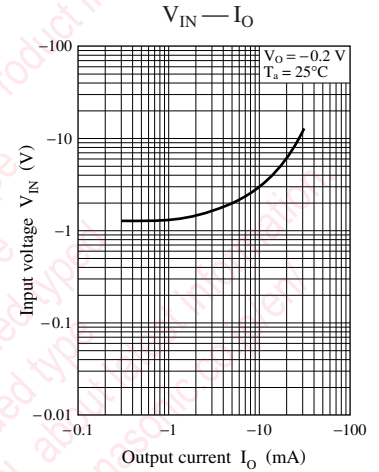
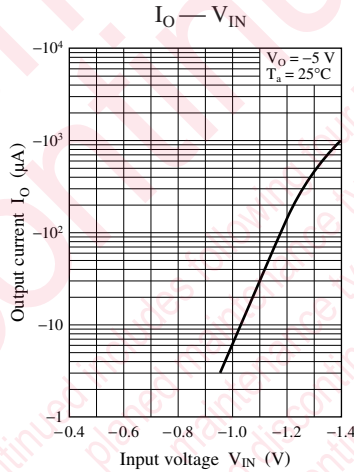
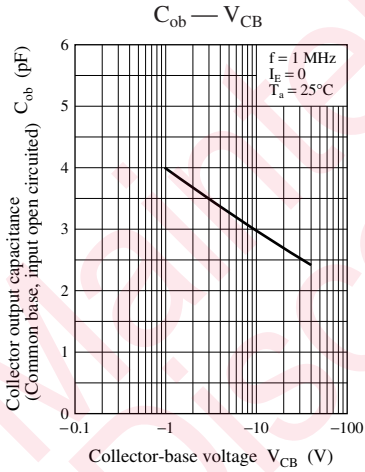
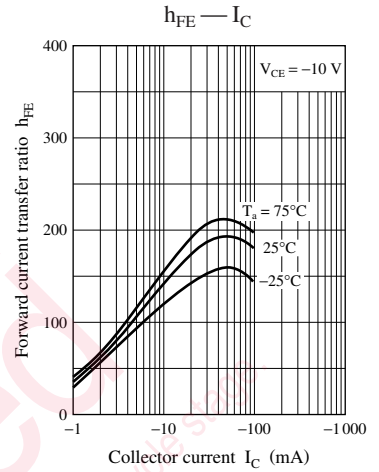
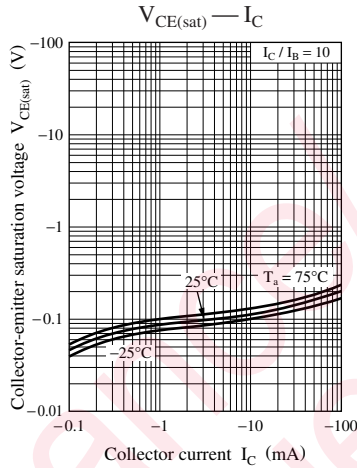
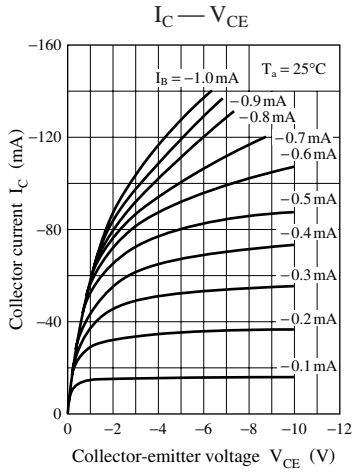




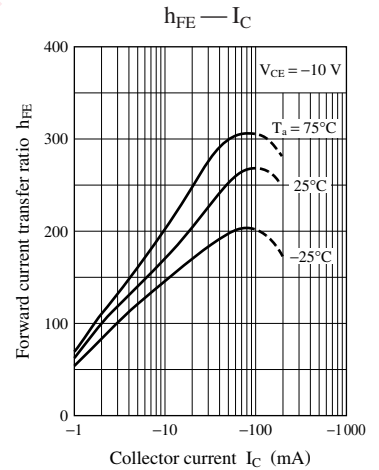
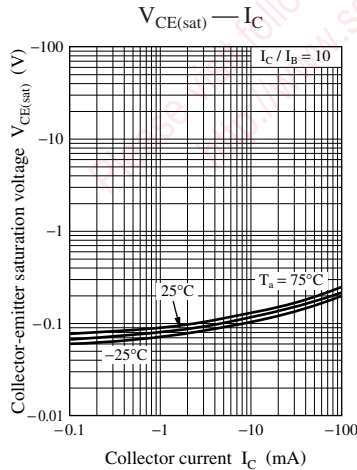
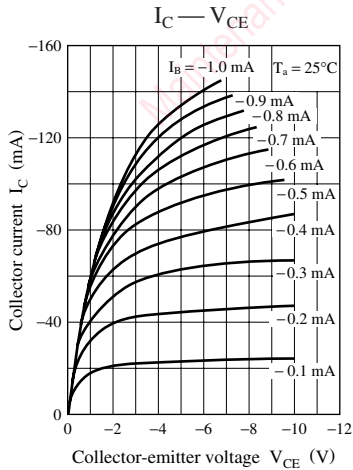
Characteristics charts of UNR5111

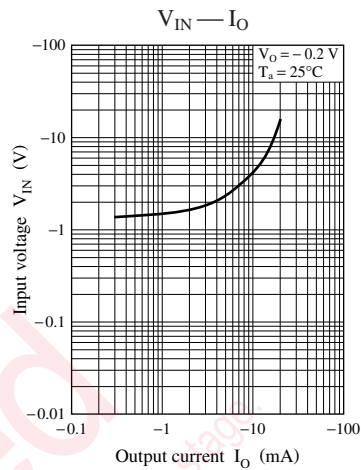
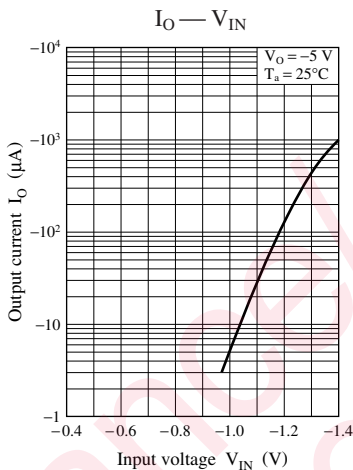
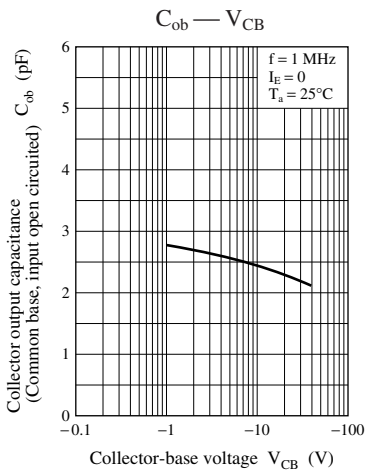


Characteristics charts of UNR5112

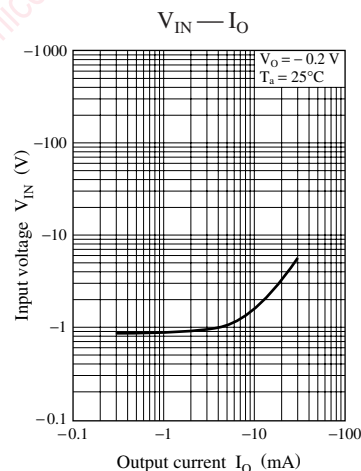
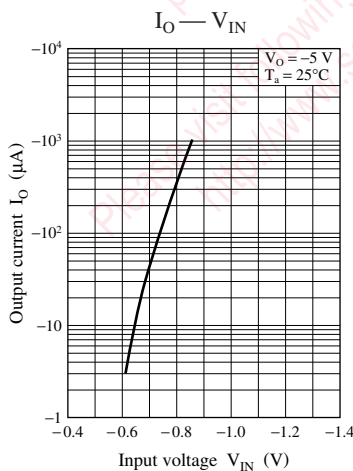
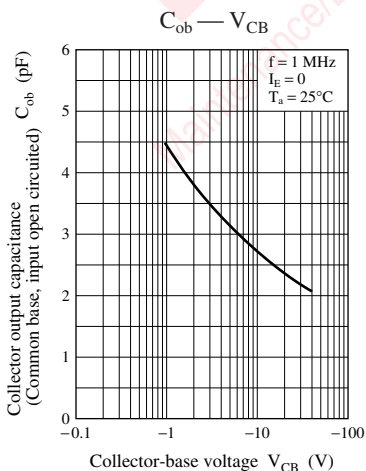
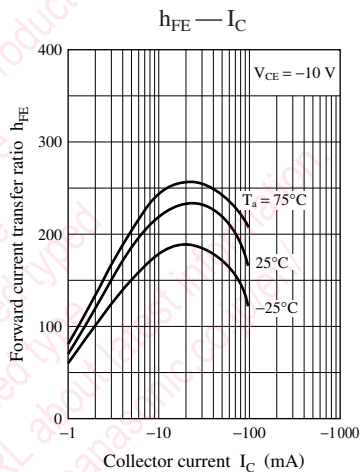
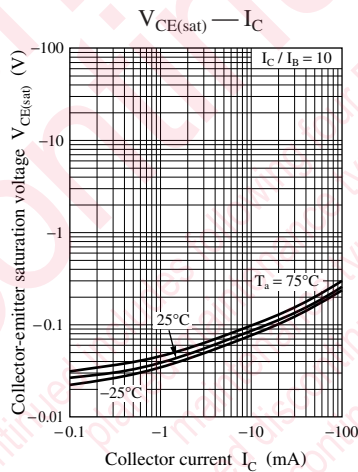
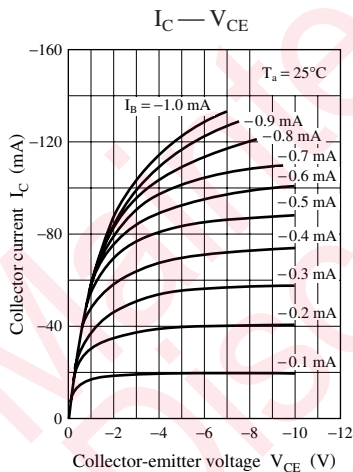


Characteristics charts of UNR5113

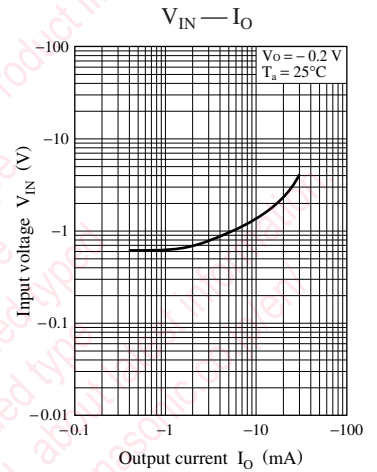
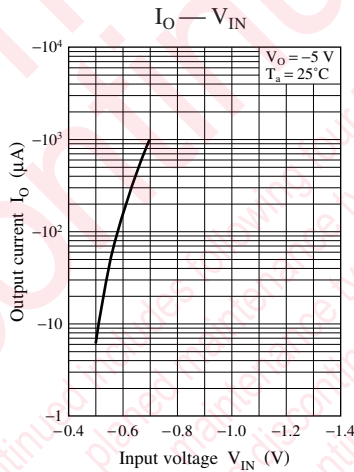
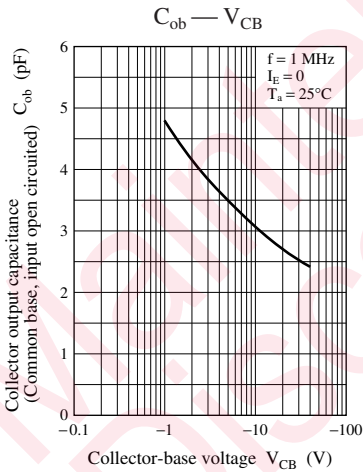
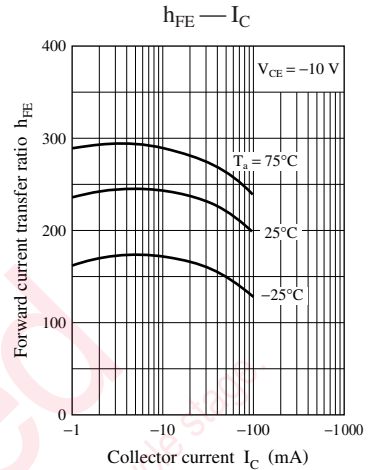
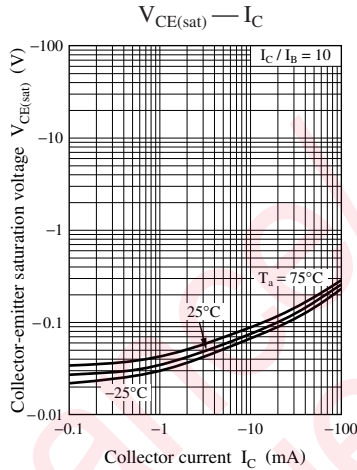
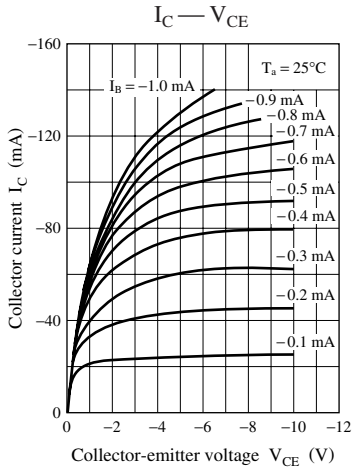




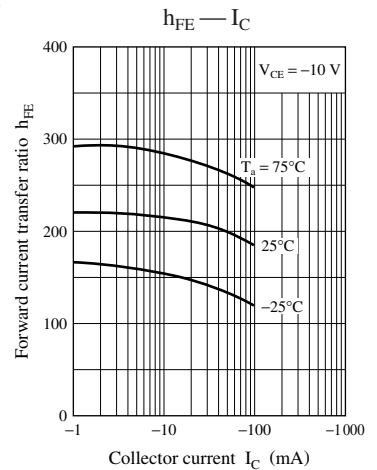
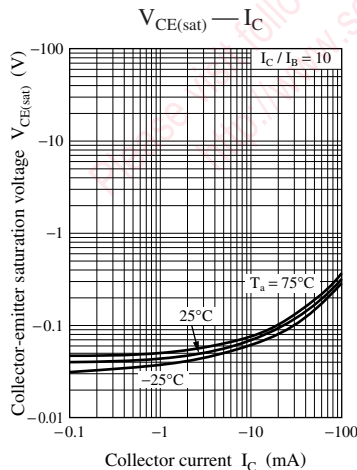
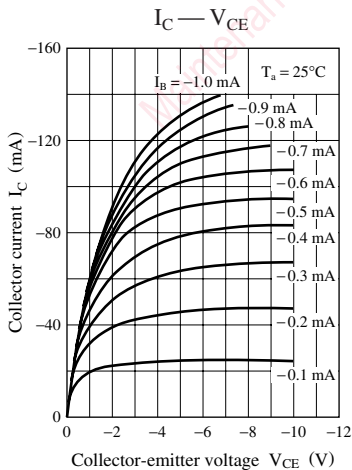
Characteristics charts of UNR5114

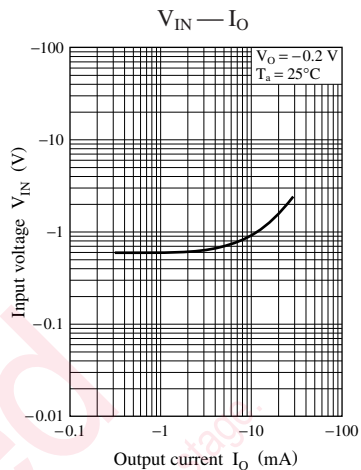
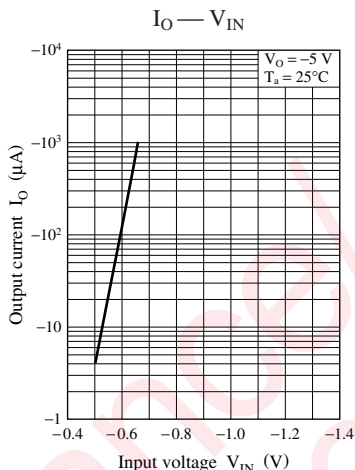
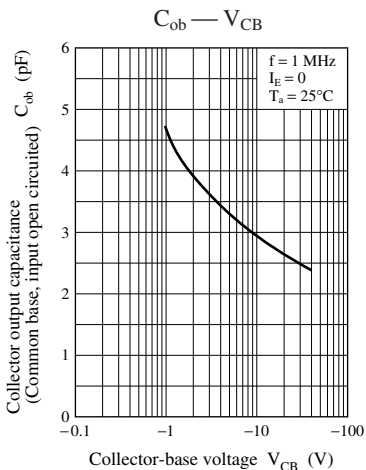


Characteristics charts of UNR5115

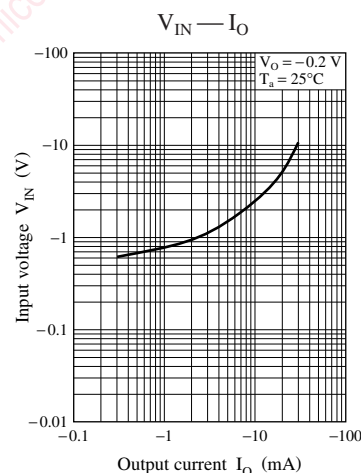
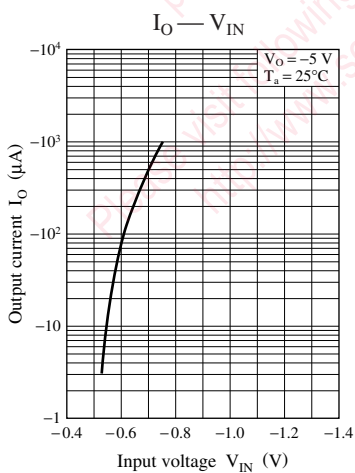
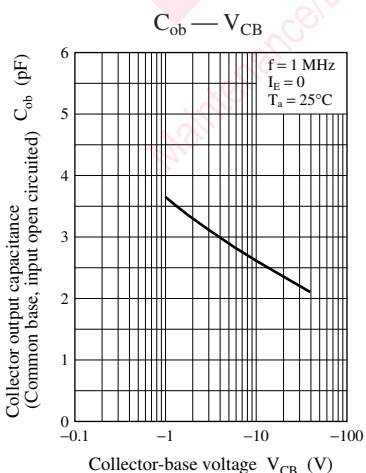
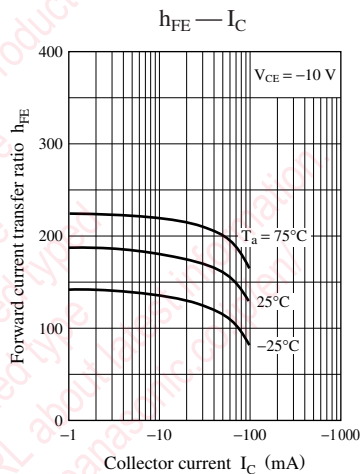
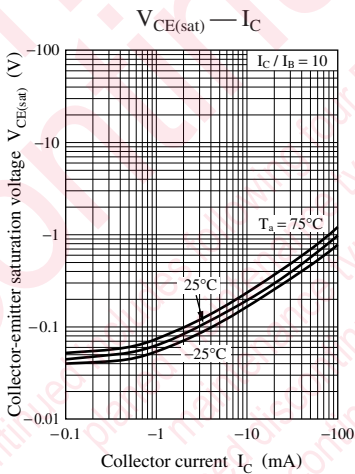
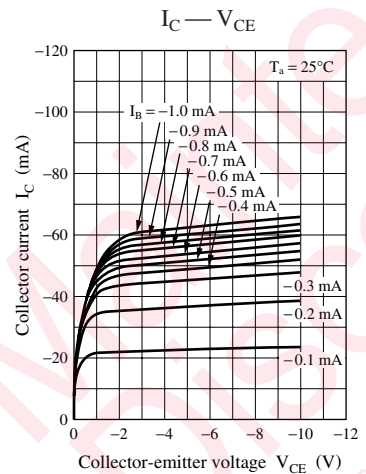


Characteristics charts of UNR5116

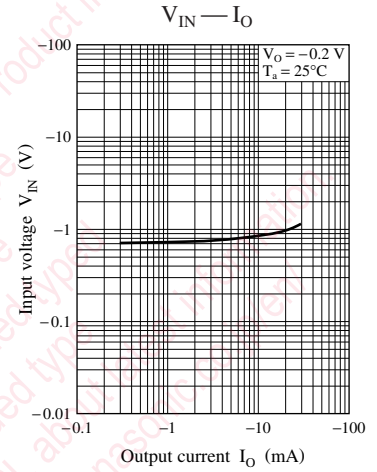
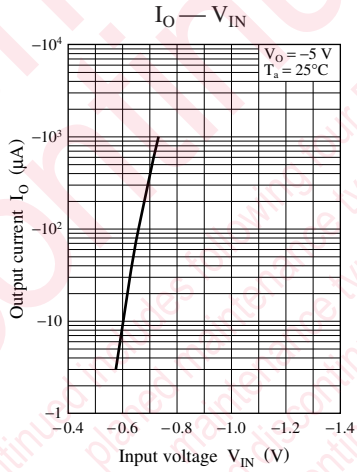
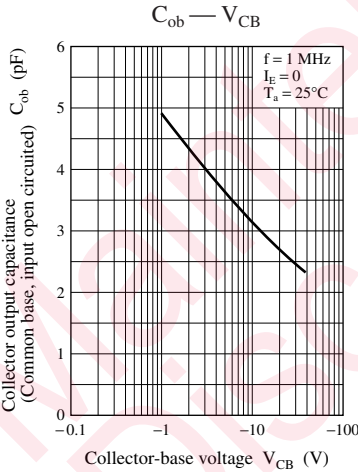
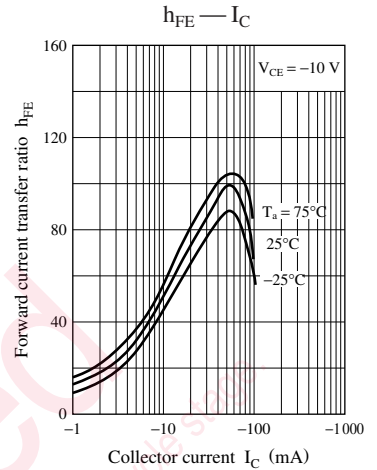
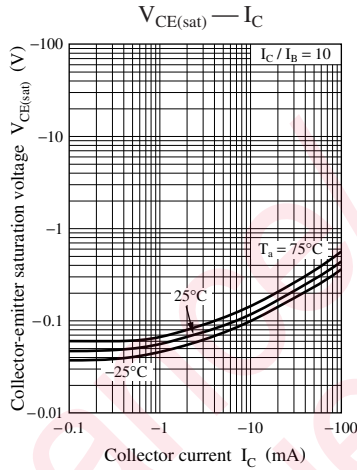
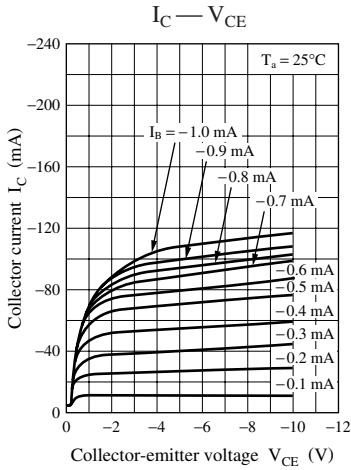




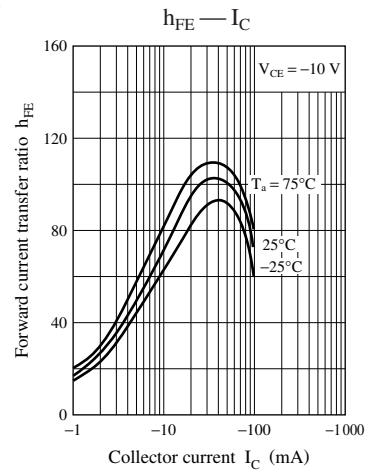
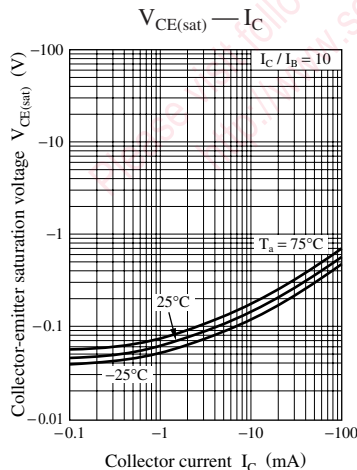
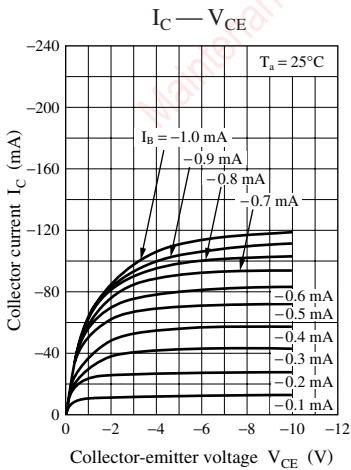
Characteristics charts of UNR5117

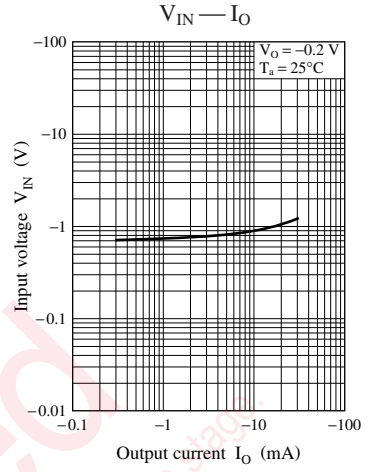
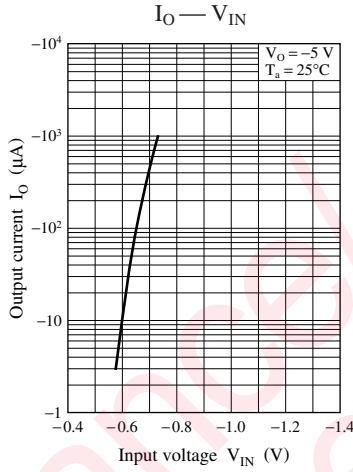
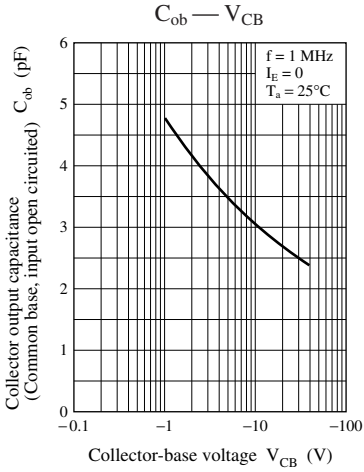


Characteristics charts of UNR5118

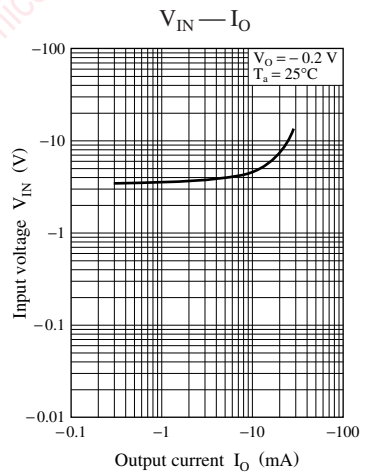
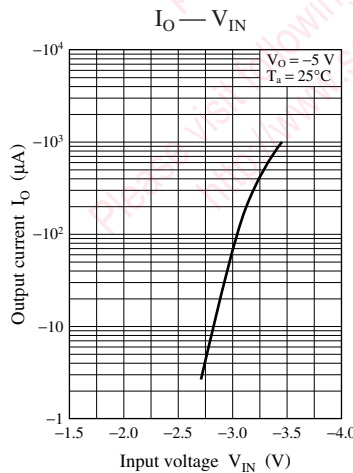
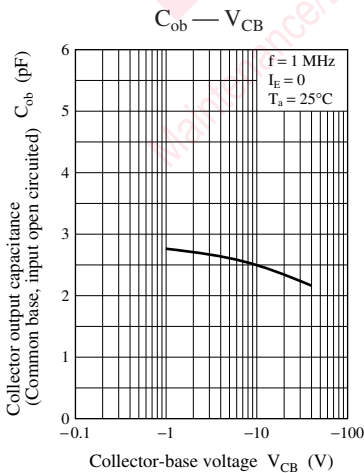
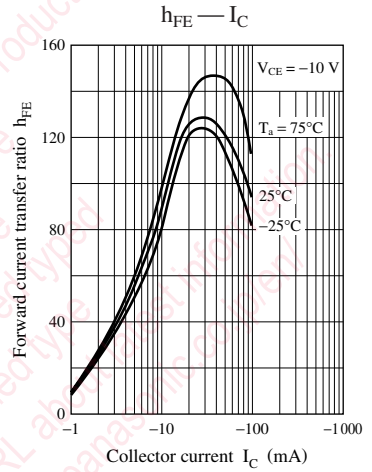
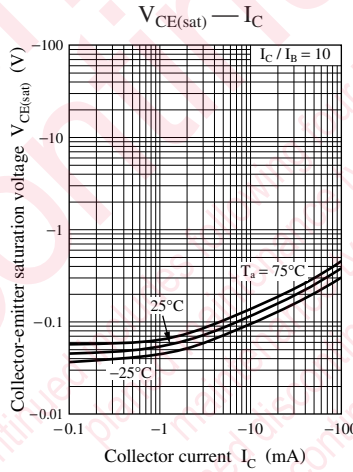
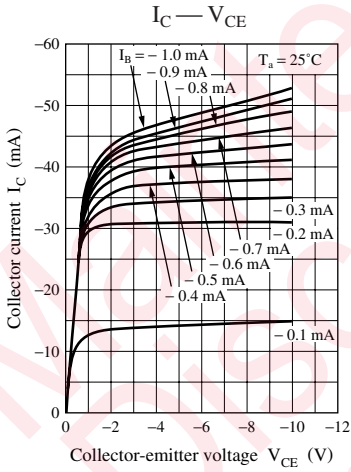


Characteristics charts of UNR5119

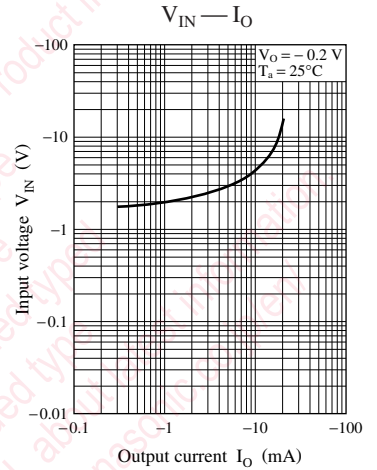
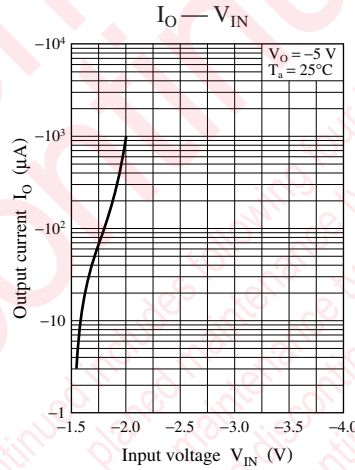
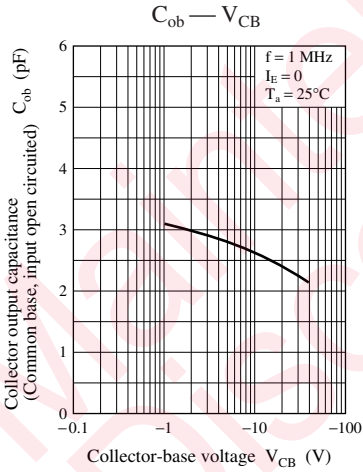
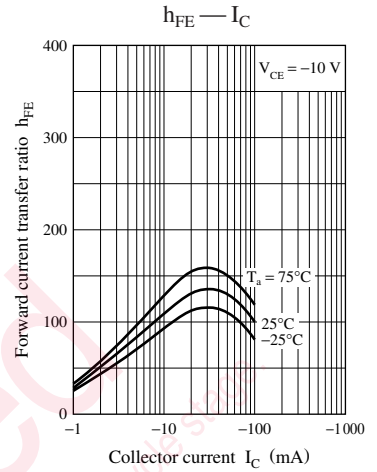
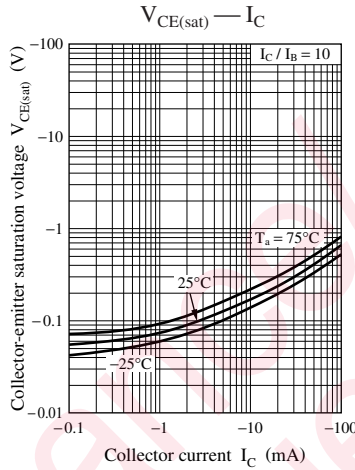
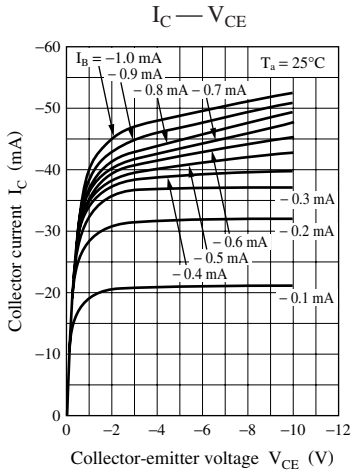




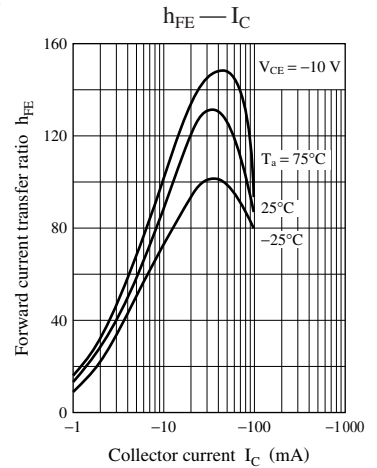
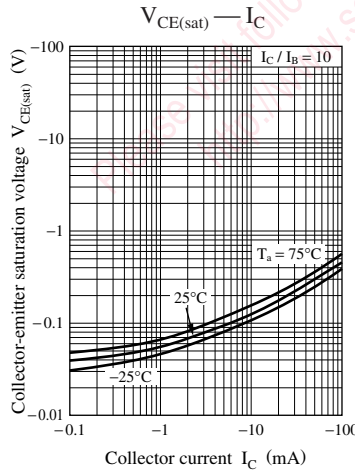
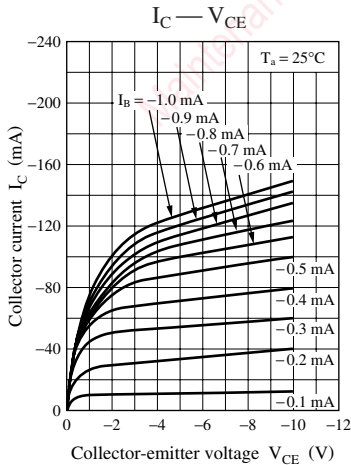
Characteristics charts of UNR511D

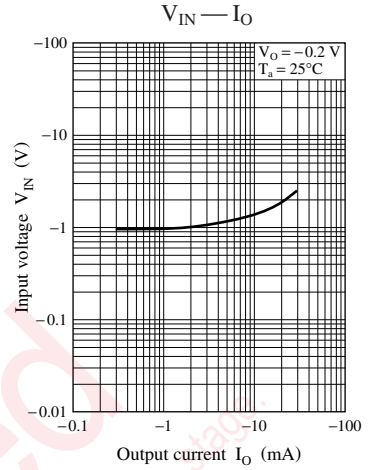
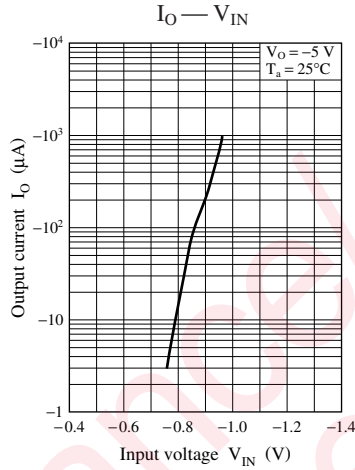
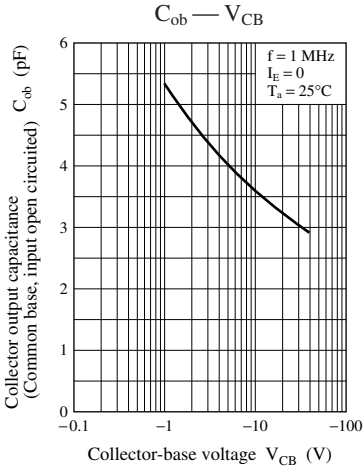


Characteristics charts of UNR511E

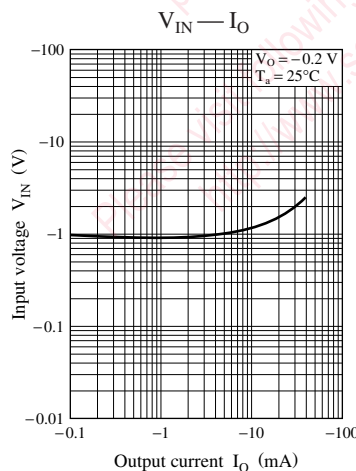
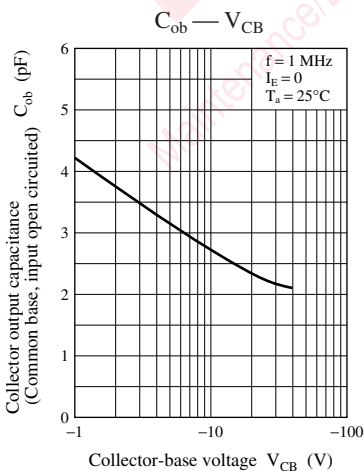
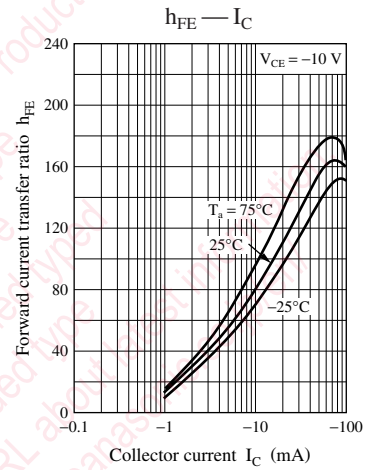
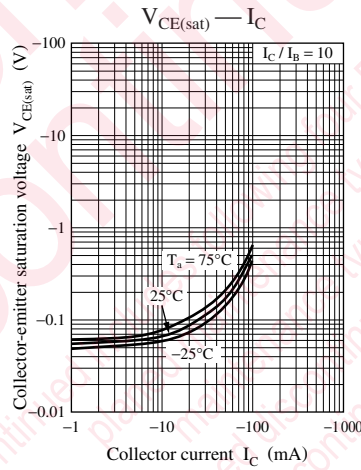
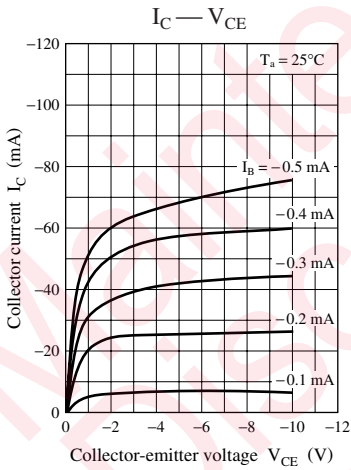


Characteristics charts of UNR511F

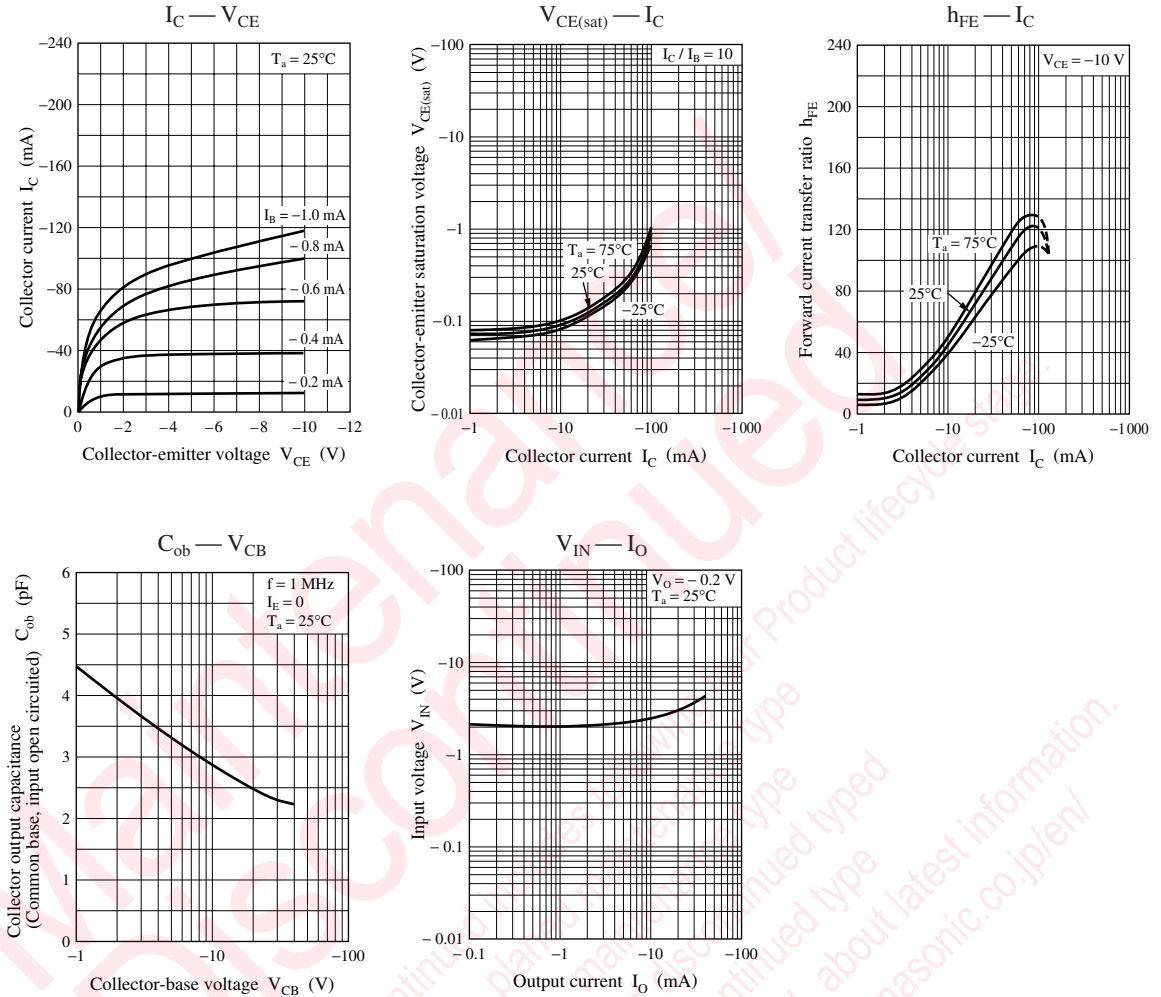




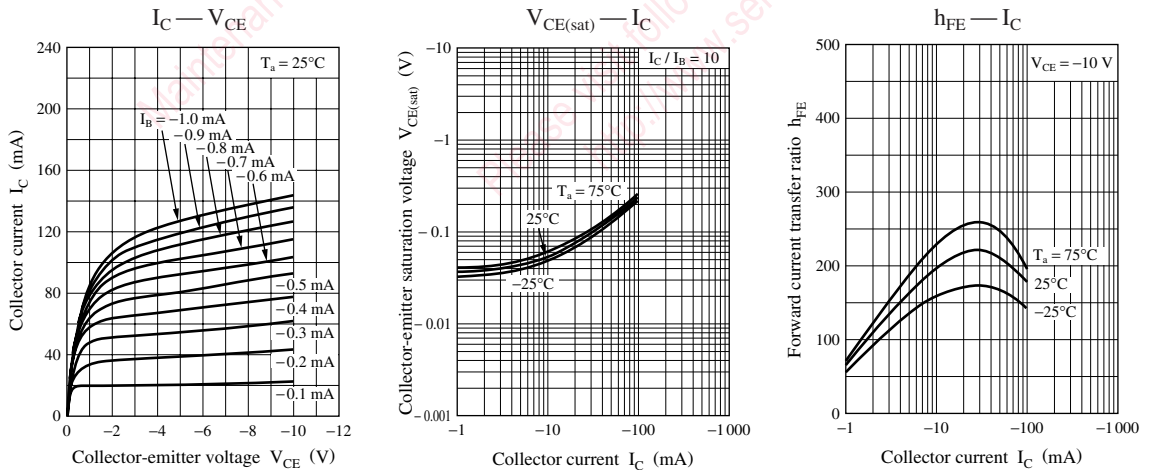
Characteristics charts of UNR511H

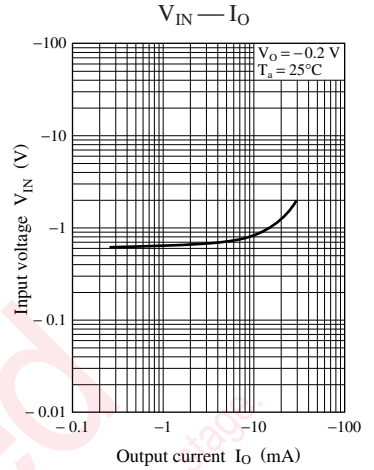
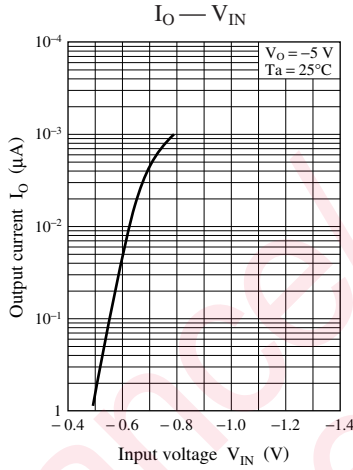
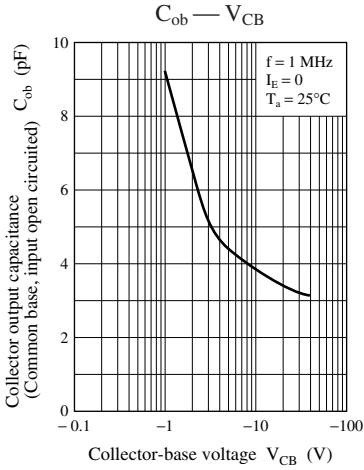


Characteristics charts of UNR511L

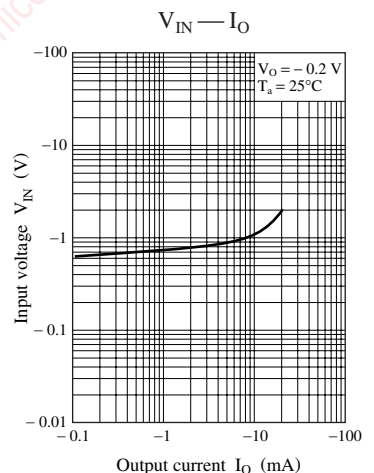
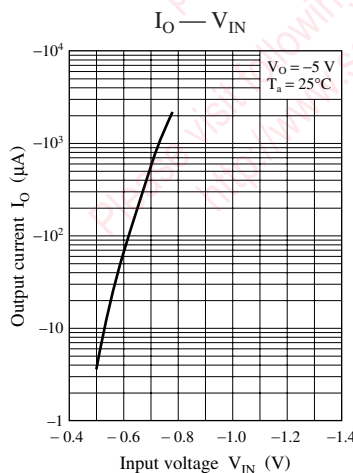
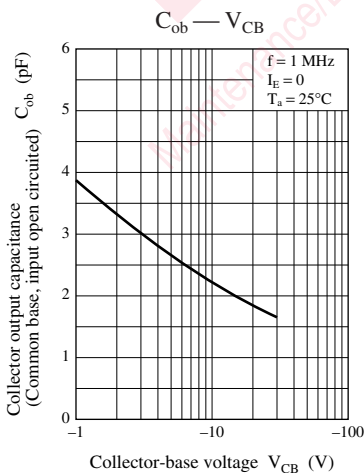
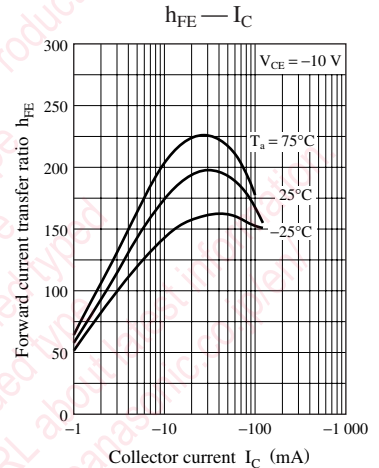
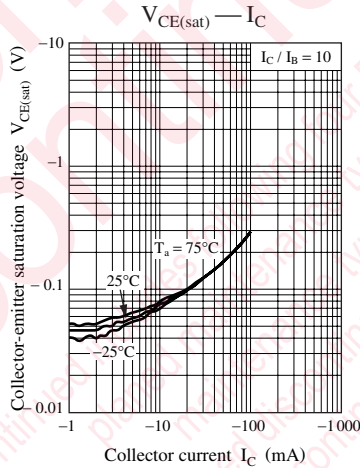
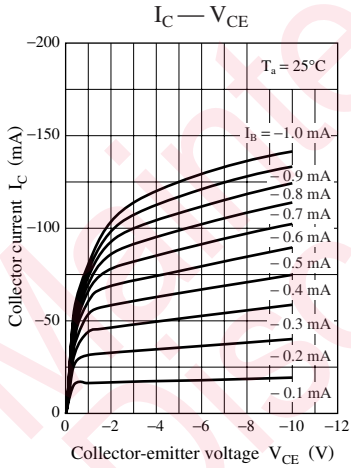


Characteristics charts of UNR511M

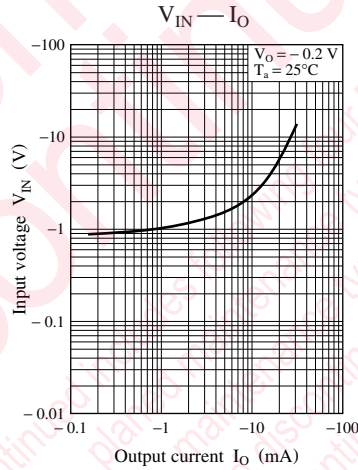
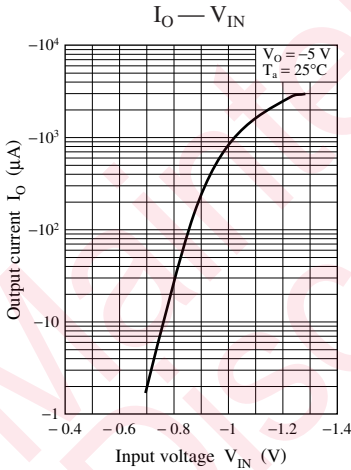
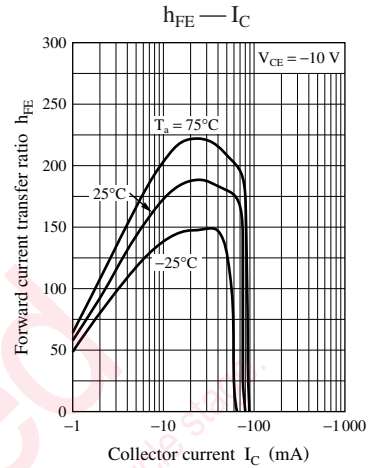
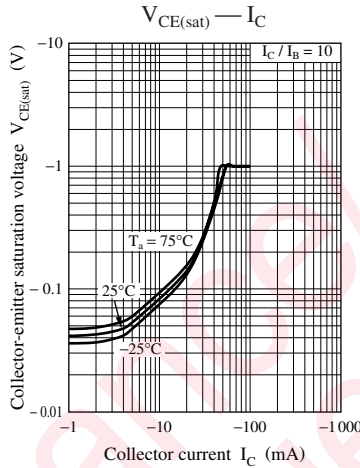
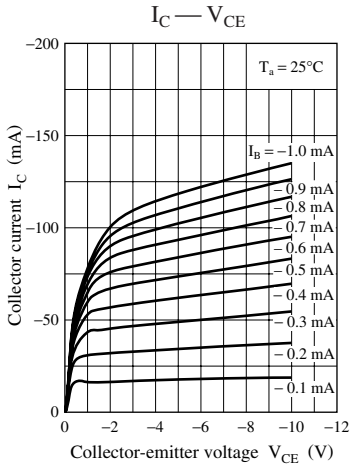




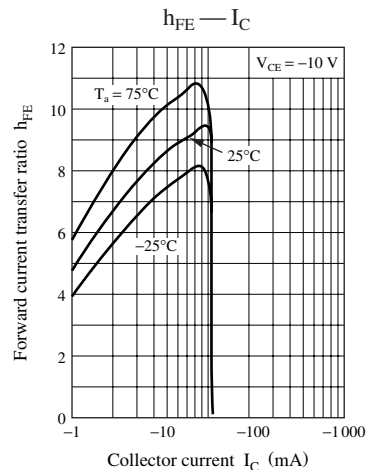
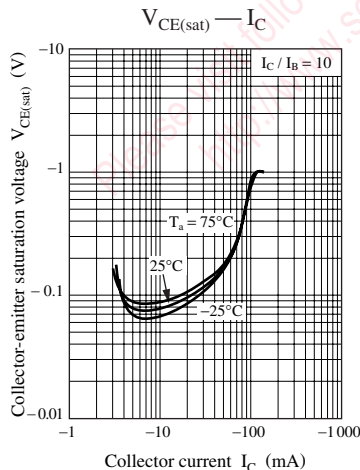
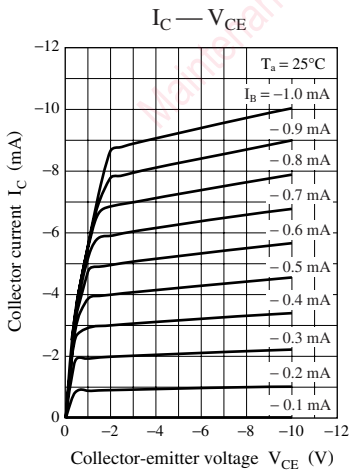
Characteristics charts of UNR511N

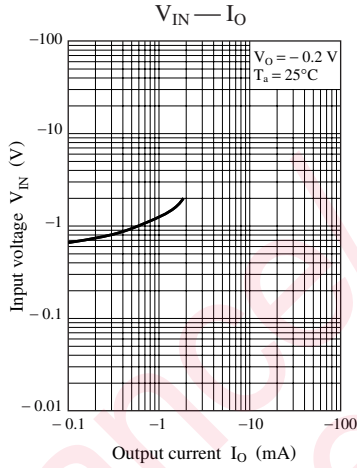
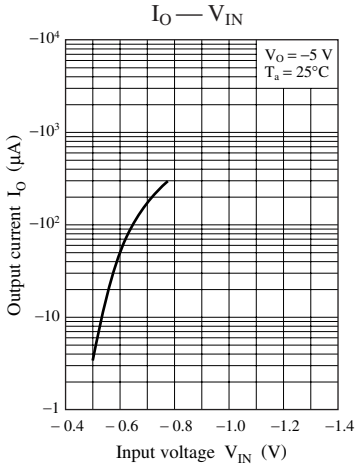


Characteristics charts of UNR511T

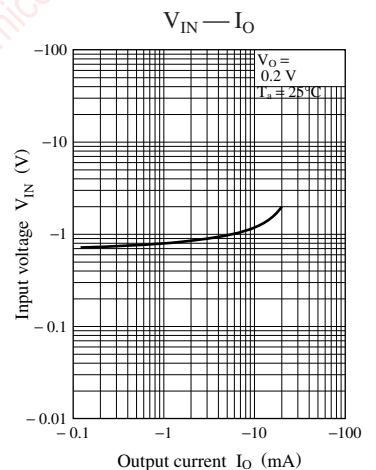
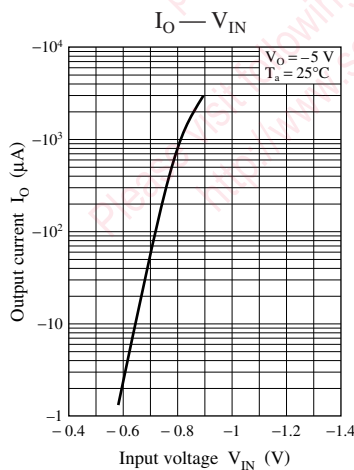
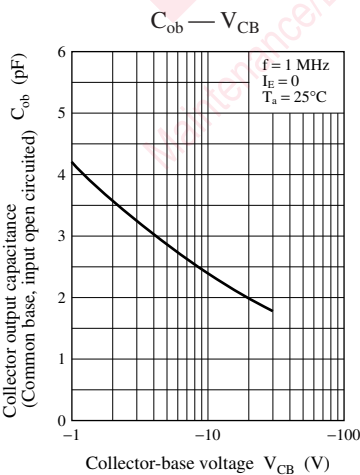
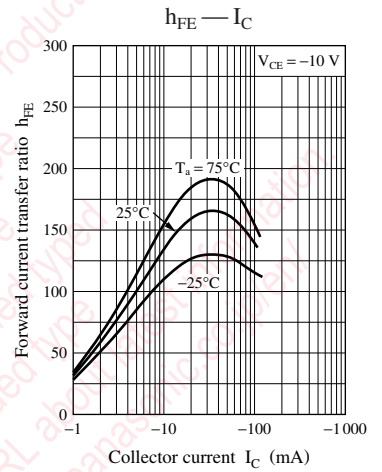
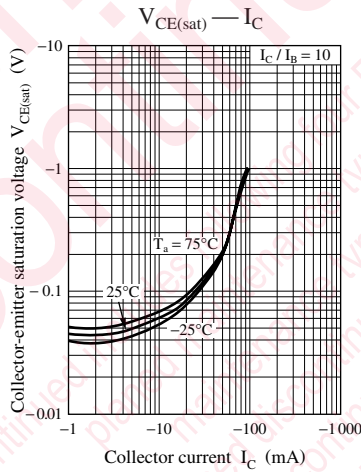
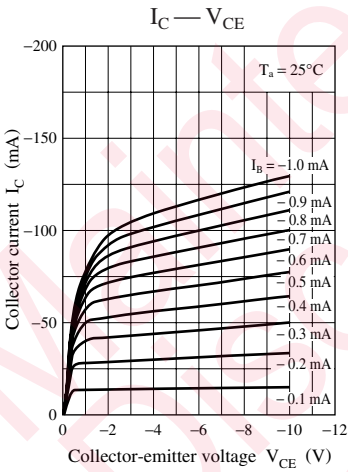


Characteristics charts of UNR511V





Characteristics charts of UNR511Z



utions in using the technical information and scribed in this book

s book is to be exported or provided to non-residents, the laws and
rd to security export control, must be observed.

ly to show the main characteristics and application circuit examples
l property right or other right owned by our company or any other
any as to the infringement upon any such right owned by any other
rmation described in this book.

standard applications or general electronic equipment (such as office
and household appliances).

ng applications:

biles, traffic control equipment, combustion equipment, life support
reliability are required, or if the failure or malfunction of the prod-

ck are subject to change without notice for modification and/or im-
use of the products, therefore, ask for the most up-to-date Product
atisfy your requirements.

bsolute maximum rating and the guaranteed operating conditions
(.). Especially, please be careful not to exceed the range of absolute
er-off and mode-switching. Otherwise, we will not be liable for any


take into the consideration of incidence of break down and failure
n the systems such as redundant design, arresting the spread of fire
al injury, fire, social damages, for example, by using the products.

own and characteristics change due to external factors (ESD, EOS,
mounting or at customer's process. When using products for which
shelf life and the elapsed time since first opening the packages.

ly or partially, without the prior written permission of Matsushita







Looking for pricing, stock, or lifecycle information?

Click below to explore more details on WIN SOURCE:

 [View UNR511L00L on WIN SOURCE](#)

 [Panasonic Information](#)

Optimize Your Supply Chain with WIN SOURCE Solutions

-  Global Sourcing Solution
-  Obsolete Management
-  Cost Control Management
-  Shortage Management
-  Alternative Solution
-  Excess Inventory Management