

ZXMN3B01F

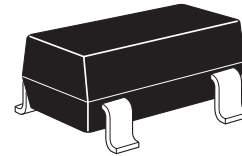
30V N-CHANNEL ENHANCEMENT MODE MOSFET 2.5V GATE DRIVE

SUMMARY

$V_{(BR)DSS}=30V$; $R_{DS(on)}=0.15\Omega$; $I_D=2A$

DESCRIPTION

This new generation of Trench MOSFETs from Zetex utilizes a unique structure that combines the benefits of low on-resistance with fast switching speed. This makes them ideal for high efficiency, low voltage, power management applications.



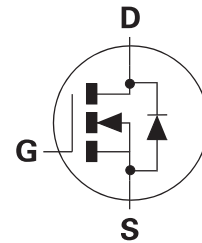
SOT23

FEATURES

- Low on-resistance
- Fast switching speed
- Low threshold
- Low gate drive
- SOT23 package

APPLICATIONS

- DC-DC Converters
- Power Management functions
- Disconnect switches
- Motor control

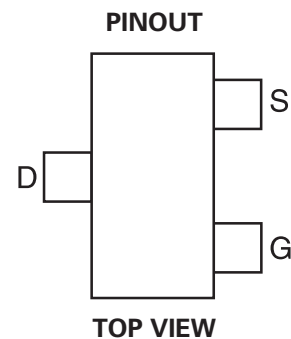


ORDERING INFORMATION

DEVICE	REEL SIZE	TAPE WIDTH	QUANTITY PER REEL
ZXMN3B01FTA	7"	8mm	3000 units
ZXMN3B01FTC	13"	8mm	10000 units

DEVICE MARKING

- 3B1



ZXMN3B01F

ABSOLUTE MAXIMUM RATINGS

PARAMETER	SYMBOL	LIMIT	UNIT
Drain-Source Voltage	V_{DSS}	30	V
Gate-Source Voltage	V_{GS}	± 12	V
Continuous Drain Current @ $V_{GS}=4.5V$; $T_A=25^\circ C$ ^(b) @ $V_{GS}=4.5V$; $T_A=70^\circ C$ ^(b) @ $V_{GS}=4.5V$; $T_A=25^\circ C$ ^(a)	I_D	2.0	A
		1.6	A
		1.7	A
Pulsed Drain Current ^(c)	I_{DM}	9.4	A
Continuous Source Current (Body Diode) ^(b)	I_S	1.3	A
Pulsed Source Current (Body Diode) ^(c)	I_{SM}	9.4	A
Power Dissipation at $T_A = 25^\circ C$ ^(a)	P_D	625	mW
Linear Derating Factor		5	mW/ $^\circ C$
Power Dissipation at $T_A = 25^\circ C$ ^(b)	P_D	806	mW
Linear Derating Factor		6.4	mW/ $^\circ C$
Operating and Storage Temperature Range	T_j, T_{stg}	-55 to +150	$^\circ C$

THERMAL RESISTANCE

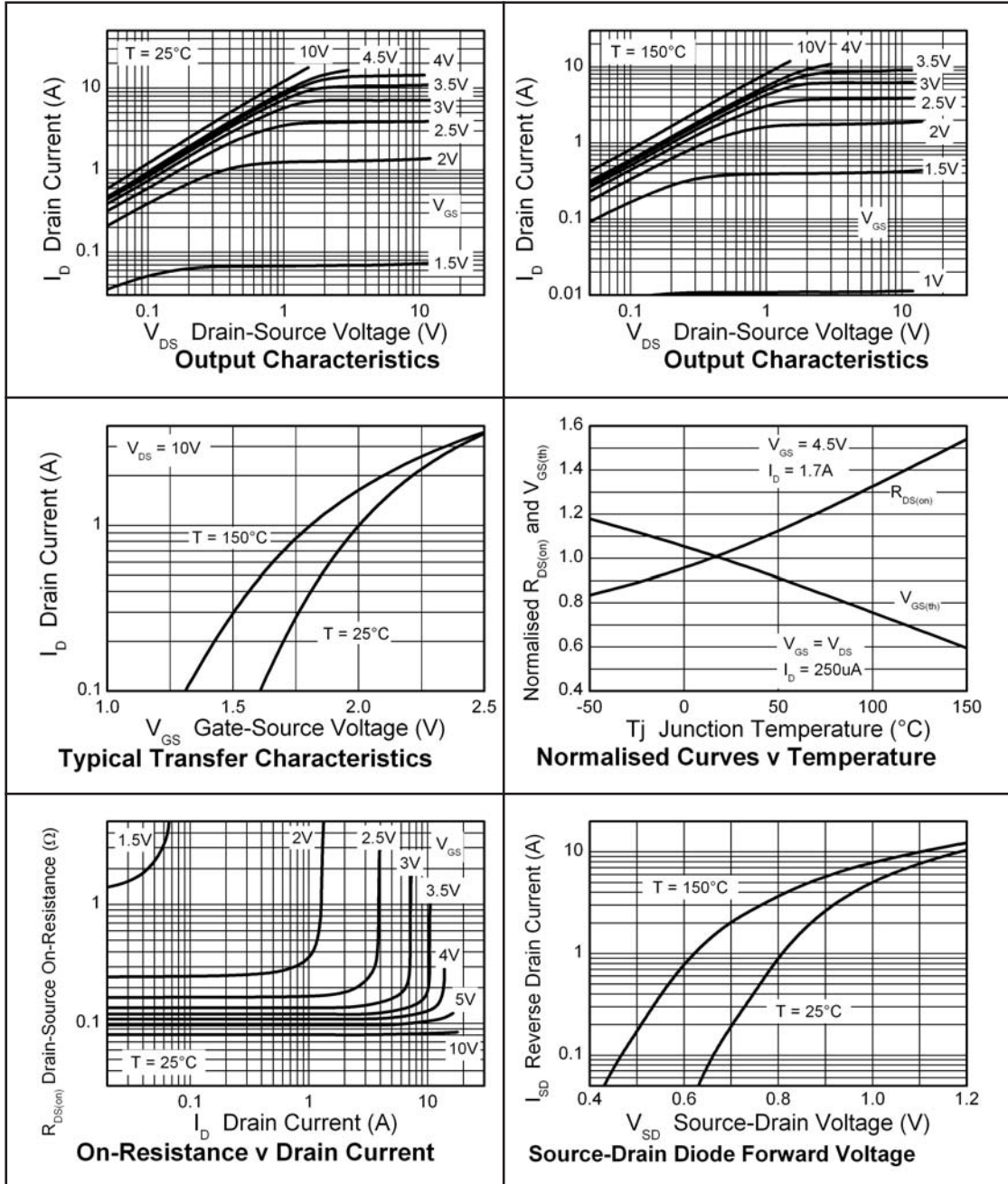
PARAMETER	SYMBOL	VALUE	UNIT
Junction to Ambient ^(a)	$R_{\theta JA}$	200	$^\circ C/W$
Junction to Ambient ^(b)	$R_{\theta JA}$	155	$^\circ C/W$

NOTES

- (a) For a device surface mounted on 25mm x 25mm FR4 PCB with high coverage of single sided 1oz copper, in still air conditions.
(b) For a device surface mounted on FR4 PCB measured at $t \leq 5$ sec.
(c) Repetitive rating - 25mm x 25mm FR4 PCB, $D=0.02$, pulse width 300 μs - pulse width limited by maximum junction temperature.

ZXMN3B01F

TYPICAL CHARACTERISTICS



ZXMN3B01F

ELECTRICAL CHARACTERISTICS (at $T_{amb} = 25^{\circ}\text{C}$ unless otherwise stated)

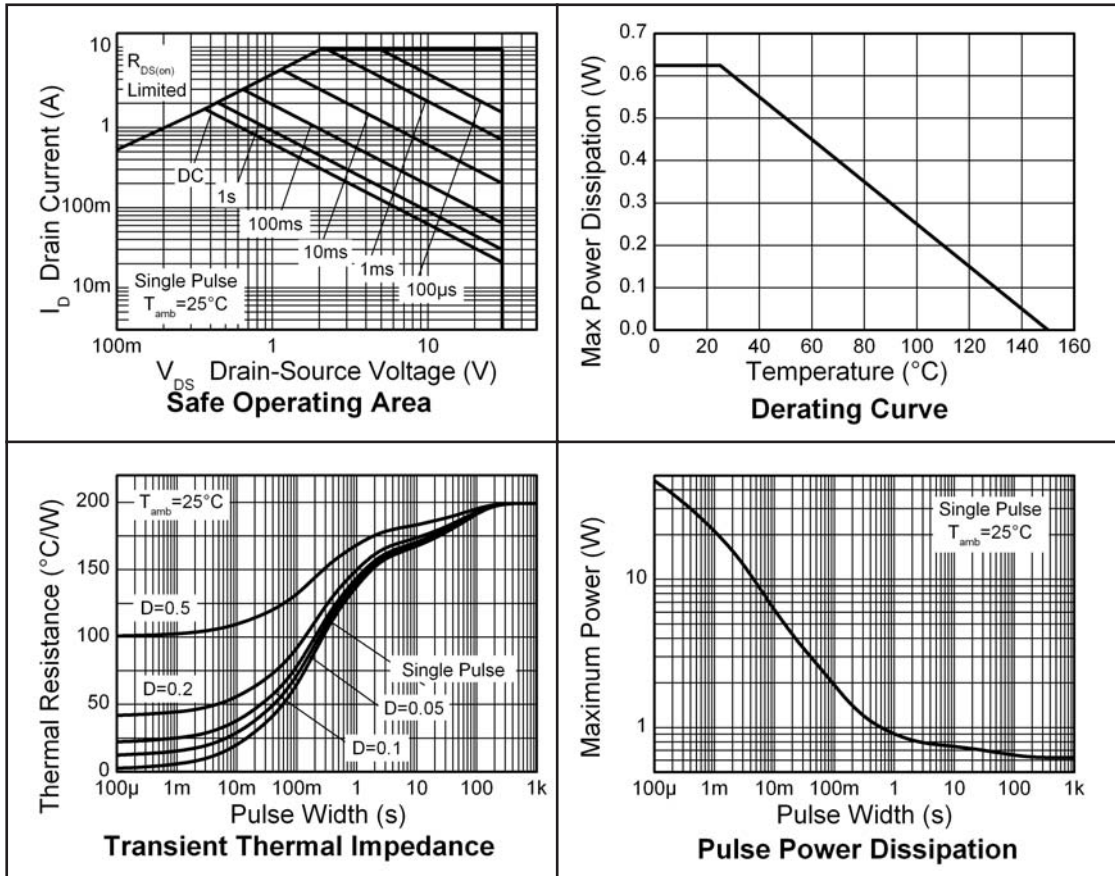
PARAMETER	SYMBOL	MIN.	TYP.	MAX.	UNIT	CONDITIONS
STATIC						
Drain-Source Breakdown Voltage	$V_{(BR)DSS}$	30			V	$I_D=250\mu\text{A}, V_{GS}=0\text{V}$
Zero Gate Voltage Drain Current	I_{DSS}			1	μA	$V_{DS}=30\text{V}, V_{GS}=0\text{V}$
Gate-Body Leakage	I_{GSS}			100	nA	$V_{GS}=\pm 12\text{V}, V_{DS}=0\text{V}$
Gate-Source Threshold Voltage	$V_{GS(th)}$	0.7			V	$I_D=250\mu\text{A}, V_{DS}=V_{GS}$
Static Drain-Source On-State Resistance ⁽¹⁾	$R_{DS(on)}$			0.150	Ω	$V_{GS}=4.5\text{V}, I_D=1.7\text{A}$
				0.240	Ω	$V_{GS}=2.5\text{V}, I_D=1.2\text{A}$
Forward Transconductance ^{(1) (3)}	g_{fs}		4		S	$V_{DS}=15\text{V}, I_D=1.7\text{A}$
DYNAMIC ⁽³⁾						
Input Capacitance	C_{iss}		258		pF	$V_{DS}=15\text{V}, V_{GS}=0\text{V},$ $f=1\text{MHz}$
Output Capacitance	C_{oss}		50		pF	
Reverse Transfer Capacitance	C_{rss}		30		pF	
SWITCHING ^{(2) (3)}						
Turn-On Delay Time	$t_{d(on)}$		2.69		ns	$V_{DD}=15\text{V}, V_{GS}=4.5\text{V}$ $I_D=1\text{A}$ $R_G \cong 6.0\Omega$
Rise Time	t_r		3.98		ns	
Turn-Off Delay Time	$t_{d(off)}$		8		ns	
Fall Time	t_f		5.27		ns	
Total Gate Charge	Q_g		2.93		nC	$V_{DS}=15\text{V}, V_{GS}=4.5\text{V},$ $I_D=1.7\text{A}$
Gate-Source Charge	Q_{gs}		0.57		nC	
Gate-Drain Charge	Q_{gd}		0.92		nC	
SOURCE-DRAIN DIODE						
Diode Forward Voltage ⁽¹⁾	V_{SD}		0.85	0.95	V	$T_J=25^{\circ}\text{C}, I_S=1.7\text{A},$ $V_{GS}=0\text{V}$
Reverse Recovery Time ⁽³⁾	t_{rr}		10.85		ns	$T_J=25^{\circ}\text{C}, I_F=1.3\text{A},$
Reverse Recovery Charge ⁽³⁾	Q_{rr}		5		NC	$di/dt=100\text{A}/\mu\text{s}$

NOTES

- (1) Measured under pulsed conditions. Pulse width $\leq 300\mu\text{s}$; duty cycle $\leq 2\%$.
 (2) Switching characteristics are independent of operating junction temperature.
 (3) For design aid only, not subject to production testing.

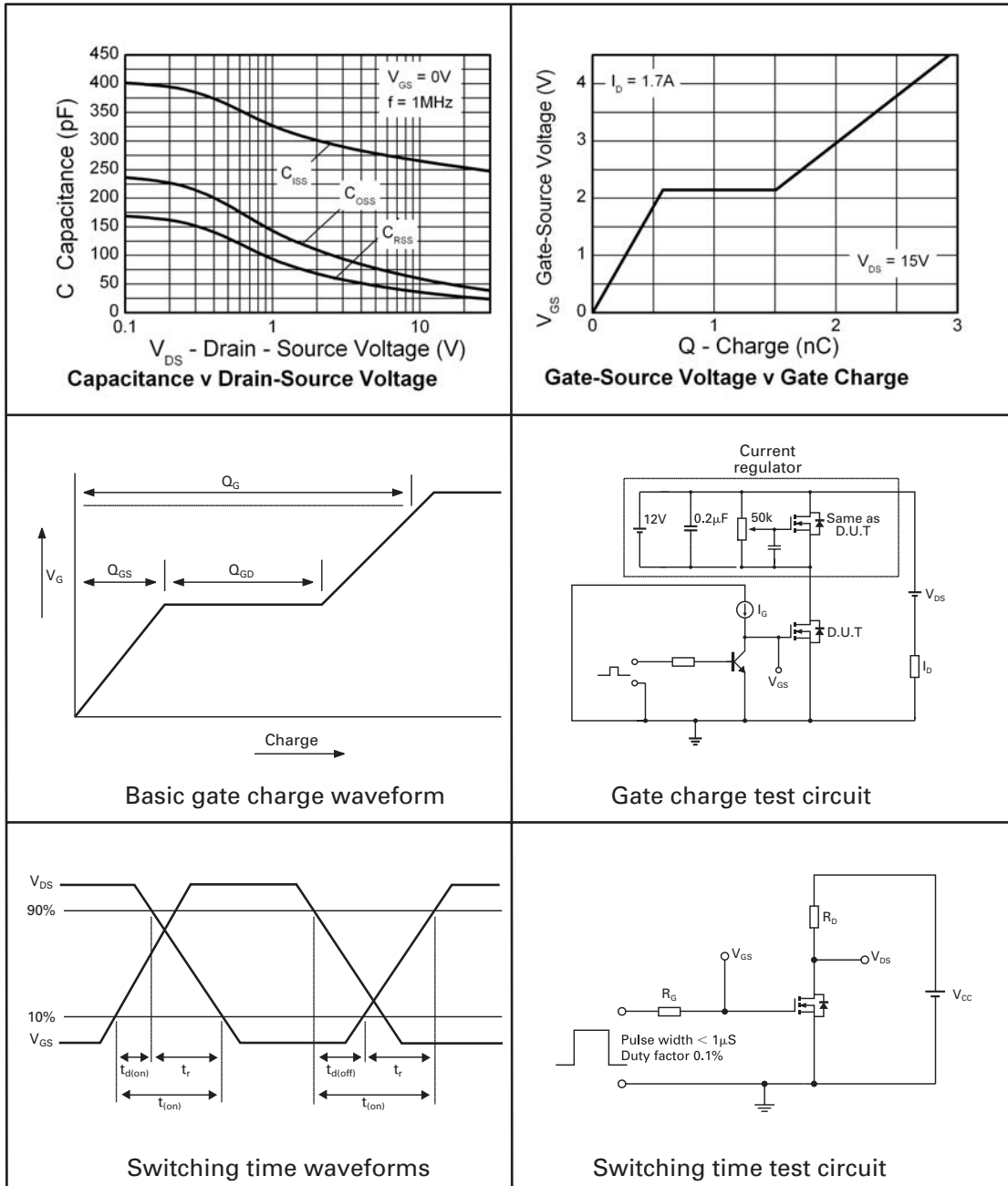
ZXMN3B01F

CHARACTERISTICS



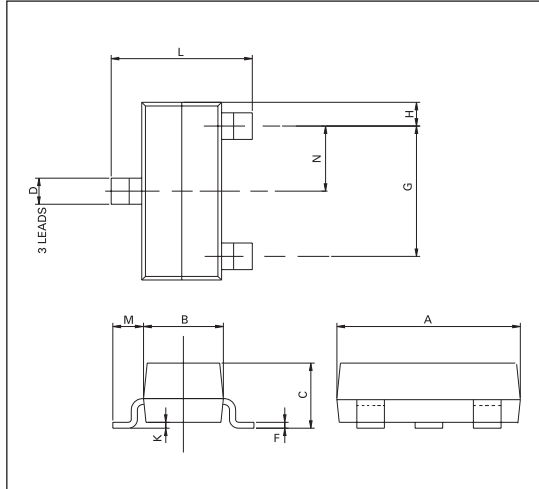
ZXMN3B01F

TYPICAL CHARACTERISTICS

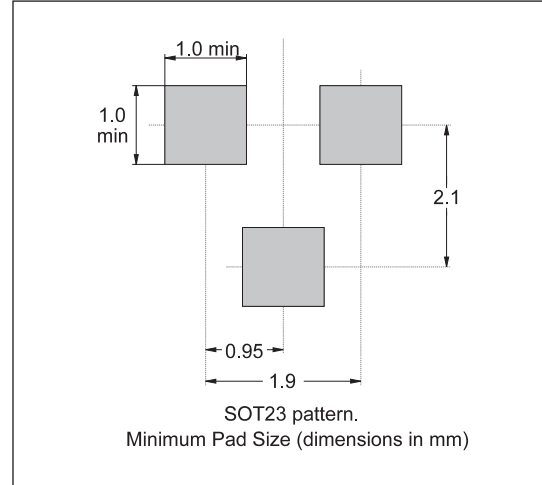


ZXMN3B01F

PACKAGE OUTLINE



PAD LAYOUT



Controlling dimensions are in millimetres. Approximate conversions are given in inches

PACKAGE DIMENSIONS

DIM	MILLIMETERS		INCHES		DIM	MILLIMETERS		INCHES	
	MIN	MAX	MIN	MAX		MIN	MAX	MIN	MAX
A	2.67	3.05	0.105	0.120	H	0.33	0.51	0.013	0.020
B	1.20	1.40	0.047	0.055	K	0.01	0.10	0.0004	0.004
C	—	1.10	—	0.043	L	2.10	2.50	0.083	0.0985
D	0.37	0.53	0.015	0.021	M	0.45	0.64	0.018	0.025
F	0.085	0.15	0.0034	0.0059	N	0.95 NOM		0.0375 NOM	
G	1.90 NOM		0.075 NOM		Θ	10° TYP		10° TYP	

© Zetex Semiconductors plc 2005

Europe	Americas	Asia Pacific	Corporate Headquarters
Zetex GmbH Streitfeldstraße 19 D-81673 München Germany	Zetex Inc 700 Veterans Memorial Hwy Hauppauge, NY 11788 USA	Zetex (Asia) Ltd 3701-04 Metroplaza Tower 1 Hing Fong Road, Kwai Fong Hong Kong	Zetex Semiconductors plc Zetex Technology Park Chadderton, Oldham, OL9 9LL United Kingdom
Telephone: (49) 89 45 49 49 0 Fax: (49) 89 45 49 49 49 europa.sales@zetex.com	Telephone: (1) 631 360 2222 Fax: (1) 631 360 8222 usa.sales@zetex.com	Telephone: (852) 26100 611 Fax: (852) 24250 494 asia.sales@zetex.com	Telephone (44) 161 622 4444 Fax: (44) 161 622 4446 hq@zetex.com

These offices are supported by agents and distributors in major countries world-wide.

This publication is issued to provide outline information only which (unless agreed by the Company in writing) may not be used, applied or reproduced for any purpose or form part of any order or contract or be regarded as a representation relating to the products or services concerned. The Company reserves the right to alter without notice the specification, design, price or conditions of supply of any product or service.

For the latest product information, log on to www.zetex.com

ISSUE 1 - DECEMBER 2005

Looking for pricing, stock, or lifecycle information?

Click below to explore more details on WIN SOURCE:

- ⊖ [View ZXMN3B01FTC on WIN SOURCE](#)
- ⊖ [Diodes Incorporated Information](#)

Optimize Your Supply Chain with WIN SOURCE Solutions

- ✓ Global Sourcing Solution
- ✓ Obsolete Management
- ✓ Cost Control Management
- ✓ Shortage Management
- ✓ Alternative Solution
- ✓ Excess Inventory Management