



**THE DATASHEET OF
KA78RM33**



KA78RM33 Low Dropout Voltage Regulator

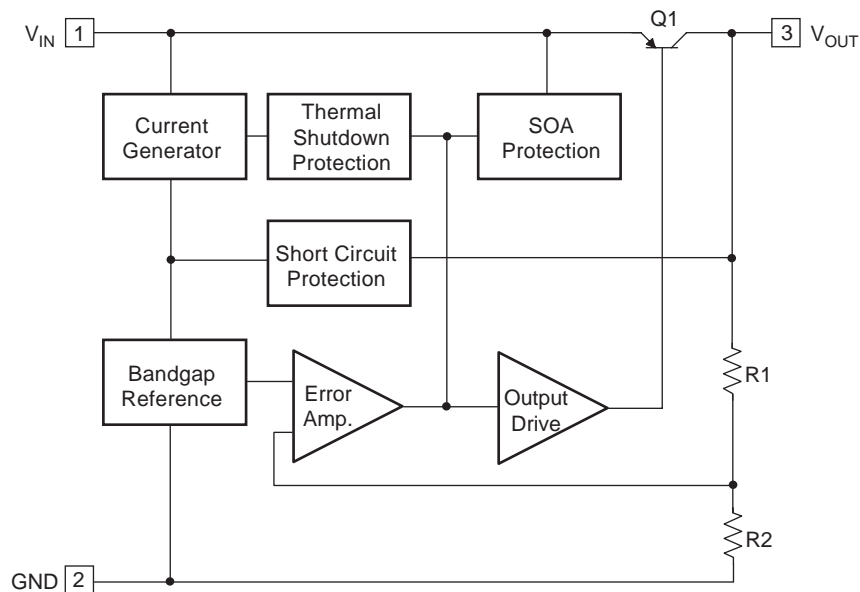
Features

- 0.5A/3.3V Output Low Dropout Voltage Regulator
- Low Dropout Voltage (Max. 0.6V)
- Over Current Protection, Thermal Shutdown
- SOA Protection, Short Circuit Protection

Description

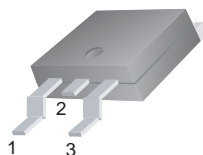
The KA78RM33 is a low-dropout voltage regulator suitable for various electronic equipments. It provides constant voltage power source with surface mount type package (D-PAK). The dropout voltage of KA78RM33 is below 0.6V in full rated current(0.5A). This regulator has various functions such as an over current protection, a thermal shut down and the SOA (Safe operating Area) protection.

Internal Block Diagram




Packages

D-PAK



TO-220



1. V_{IN} 2. GND 3. V_{OUT}

Absolute Maximum Ratings

Parameter	Symbol	Value	Unit	Remark
Input Voltage	V_{IN}	20	V	–
Output Current	I_O	0.5	A	–
Thermal Resistance Junction-Air	$R_{\theta JA}$	110	°C/W	No Heatsink
Power Dissipation	P_d	Internally limited	–	–
Junction Temperature	T_j	150	°C	–
Operating Temperature	T_{OPR}	-25 to +125	°C	–

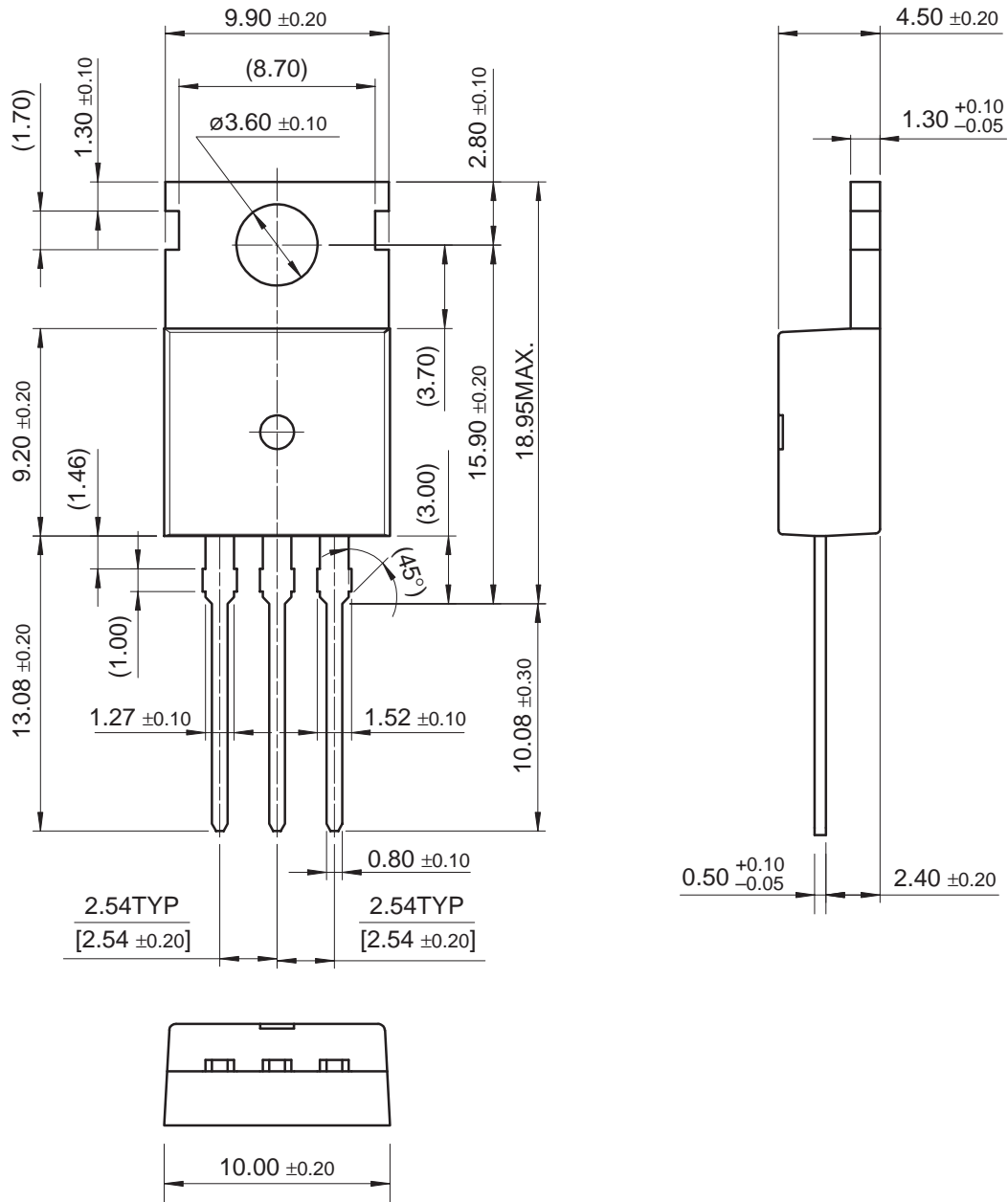
Electrical Characteristics

($V_{IN} = 5V$, $I_O = 0.25A$, $T_A = 25^\circ C$, unless otherwise specified)

Parameter	Symbol	Conditions	Min.	Typ.	Max.	Unit
Output Voltage	V_{OUT}	$I_O = 10mA$	3.22	3.3	3.38	V
Load Regulation	R_{LOAD}	$5mA < I_O < 0.5A$	–	2	20	mV
Line Regulation	R_{LINE}	$4.3V < V_{IN} < 16V$	–	2	20	mV
Ripple Rejection Ratio	RR	$f = 120Hz$, $V_{IN} = 5V \pm 0.5V_{rms}$	55	–	–	dB
Dropout Voltage	V_{drop}	$I_O = 0.5A$	–	–	0.6	V
Quiescent Current	I_q	$I_O = 0A$	–	5	10	mA
Peak Current	I_{PK}	$V_{IN} = 5V$	0.5	1	–	A
Output Noise Voltage	V_n	$10Hz < f < 100kHz$	–	50	–	μV_{rms}
Temperature Coefficient of Output Voltage	$\Delta V_{OUT}/\Delta T$	$-25^\circ C < T_j < 125^\circ C$, $I_O = 100mA$	–	-0.2	–	$mV/^\circ C$

Mechanical Dimensions

TO-220 Package



Dimensions in millimeters

Ordering Information

Product Number	Package	Packing	Operating Temperature
KA78RM33	TO-220	Bulk	-25°C to +125°C
KA78RM33TU		Rail	
KA78RM33TSTU		Rail (Short Leads)	
KA78RM33RTF	D-PAK	Tape & Reel (2K/reel)	
KA78RM33RTM		Tape & Reel (2.5K/reel)	

TRADEMARKS

The following are registered and unregistered trademarks Fairchild Semiconductor owns or is authorized to use and is not intended to be an exhaustive list of all such trademarks.

ACE [™]	FAST [®]	ISOPLANAR [™]	PowerSaver [™]	SuperSOT [™] -6
ActiveArray [™]	FAST [™]	LittleFET [™]	PowerTrench [®]	SuperSOT [™] -8
Bottomless [™]	FPS [™]	MICROCOUPLER [™]	QFET [®]	SyncFET [™]
Build it Now [™]	FRFET [™]	MicroFET [™]	QS [™]	TCM [™]
CoolFET [™]	GlobalOptoisolator [™]	MicroPak [™]	QT Optoelectronics [™]	TinyLogic [®]
CROSSVOLT [™]	GTO [™]	MICROWIRE [™]	Quiet Series [™]	TINYOPTO [™]
DOME [™]	HiSeC [™]	MSX [™]	RapidConfigure [™]	TruTranslation [™]
EcoSPARK [™]	I ² C [™]	MSXPro [™]	RapidConnect [™]	UHC [™]
E ² CMOS [™]	i-Lo [™]	OCX [™]	μSerDes [™]	UltraFET [®]
EnSigna [™]	ImpliedDisconnect [™]	OCXPro [™]	ScalarPump [™]	UniFET [™]
FACT [™]	IntelliMAX [™]	OPTOLOGIC [®]	SILENT SWITCHER [®]	VCX [™]
FACT Quiet Series [™]		OPTOPLANAR [™]	SMART START [™]	Wire [™]
Across the board. Around the world. [™]		PACMAN [™]	SPM [™]	
The Power Franchise [®]		POP [™]	Stealth [™]	
Programmable Active Droop [™]		Power247 [™]	SuperFET [™]	
		PowerEdge [™]	SuperSOT [™] -3	

DISCLAIMER

FAIRCHILD SEMICONDUCTOR RESERVES THE RIGHT TO MAKE CHANGES WITHOUT FURTHER NOTICE TO ANY PRODUCTS HEREIN TO IMPROVE RELIABILITY, FUNCTION OR DESIGN. FAIRCHILD DOES NOT ASSUME ANY LIABILITY ARISING OUT OF THE APPLICATION OR USE OF ANY PRODUCT OR CIRCUIT DESCRIBED HEREIN; NEITHER DOES IT CONVEY ANY LICENSE UNDER ITS PATENT RIGHTS, NOR THE RIGHTS OF OTHERS.

LIFE SUPPORT POLICY

FAIRCHILD'S PRODUCTS ARE NOT AUTHORIZED FOR USE AS CRITICAL COMPONENTS IN LIFE SUPPORT DEVICES OR SYSTEMS WITHOUT THE EXPRESS WRITTEN APPROVAL OF FAIRCHILD SEMICONDUCTOR CORPORATION. As used herein:

1. Life support devices or systems are devices or systems which, (a) are intended for surgical implant into the body, or (b) support or sustain life, or (c) whose failure to perform when properly used in accordance with instructions for use provided in the labeling, can be reasonably expected to result in significant injury to the user.
2. A critical component is any component of a life support device or system whose failure to perform can be reasonably expected to cause the failure of the life support device or system, or to affect its safety or effectiveness.

PRODUCT STATUS DEFINITIONS

Definition of Terms

Datasheet Identification	Product Status	Definition
Advance Information	Formative or In Design	This datasheet contains the design specifications for product development. Specifications may change in any manner without notice.
Preliminary	First Production	This datasheet contains preliminary data, and supplementary data will be published at a later date. Fairchild Semiconductor reserves the right to make changes at any time without notice in order to improve design.
No Identification Needed	Full Production	This datasheet contains final specifications. Fairchild Semiconductor reserves the right to make changes at any time without notice in order to improve design.
Obsolete	Not In Production	This datasheet contains specifications on a product that has been discontinued by Fairchild semiconductor. The datasheet is printed for reference information only.

Rev. 118

Looking for pricing, stock, or lifecycle information?

Click below to explore more details on WIN SOURCE:

 [View KA78RM33](#) on WIN SOURCE

 [ON Semiconductor](#) Information

Optimize Your Supply Chain with WIN SOURCE Solutions

-  Global Sourcing Solution
-  Obsolete Management
-  Cost Control Management
-  Shortage Management
-  Alternative Solution
-  Excess Inventory Management