



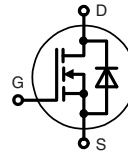
THE DATASHEET OF IXKR40N60C



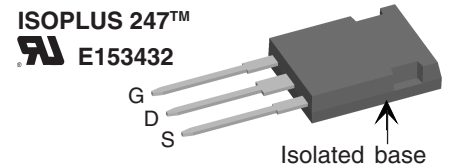
CoolMOS™ 1) Power MOSFET in ISOPLUS247™ Package

N-Channel Enhancement Mode
Low $R_{DS(on)}$, High V_{DSS} MOSFET
Package with Electrically Isolated Base

Preliminary data



V_{DSS}	I_{D25}	$R_{DS(on)}$
600 V	38 A	70 mΩ



G = Gate D = Drain S = Source

MOSFET			
Symbol	Conditions	Maximum Ratings	
V_{DSS}	$T_{VJ} = 25^{\circ}\text{C to } 150^{\circ}\text{C}$	600	V
V_{GS}		±20	V
I_{D25}	$T_C = 25^{\circ}\text{C}$	38	A
I_{D90}	$T_C = 90^{\circ}\text{C}$	25	A
dv/dt	$V_{DS} < V_{DSS}; I_F \leq 50\text{A}; di_F/dt \leq 100\text{A}/\mu\text{s}$ $T_{VJ} = 150^{\circ}\text{C}$	6	V/ns
E_{AS}	$I_D = 10\text{ A}; L = 36\text{ mH}; T_C = 25^{\circ}\text{C}$	1.8	J
E_{AR}	$I_D = 20\text{ A}; L = 5\text{ }\mu\text{H}; T_C = 25^{\circ}\text{C}$	1	mJ

Features

- ISOPLUS247™ package with DCB Base
 - Electrical isolation towards the heatsink
 - Low coupling capacitance to the heatsink for reduced EMI
 - High power dissipation
 - High temperature cycling capability of chip on DCB
 - JEDEC TO-247AD compatible
 - Easy clip assembly
- fast CoolMOS™ 1) power MOSFET 3rd generation
 - High blocking capability
 - Low on resistance
 - Avalanche rated for unclamped inductive switching (UIS)
 - Low thermal resistance due to reduced chip thickness
- Enhanced total power density

Applications

- Switched mode power supplies (SMPS)
- Uninterruptible power supplies (UPS)
- Power factor correction (PFC)
- Welding
- Inductive heating

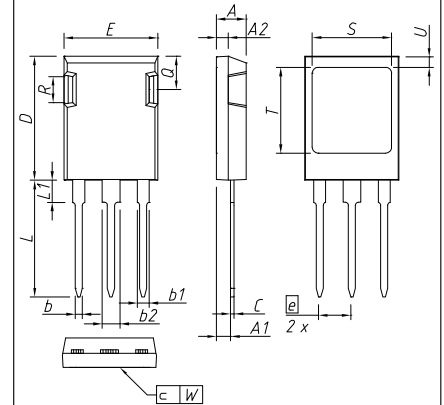
1) CoolMOS™ is a trademark of Infineon Technologies AG.

Symbol	Conditions	Characteristic Values ($T_{VJ} = 25^{\circ}\text{C}$, unless otherwise specified)			
		min.	typ.	max.	
$R_{DS(on)}$	$V_{GS} = 10\text{ V}; I_D = I_{D90}$			70 mΩ	
$V_{GS(th)}$	$V_{DS} = 20\text{ V}; I_D = 3\text{ mA};$	2.1		3.9 V	
I_{DSS}	$V_{DS} = V_{DSS}; V_{GS} = 0\text{ V}; T_{VJ} = 25^{\circ}\text{C}$ $T_{VJ} = 125^{\circ}\text{C}$		60	25 μA μA	
I_{GSS}	$V_{GS} = \pm 20\text{ V}; V_{DS} = 0\text{ V}$			100 nA	
Q_g Q_{gs} Q_{gd}	} $V_{GS} = 10\text{ V}; V_{DS} = 350\text{ V}; I_D = 50\text{ A}$		250	nC	
				25	nC
				120	nC
$t_{d(on)}$ t_r $t_{d(off)}$ t_f	} $V_{GS} = 10\text{ V}; V_{DS} = 380\text{ V};$ $I_D = 50\text{ A}; R_G = 1.8\text{ }\Omega$		20	ns	
				30	ns
				110	ns
				10	ns
V_F	(reverse conduction) $I_F = 20\text{ A}; V_{GS} = 0\text{ V}$		0.9	1.1 V	
R_{thJC}				0.45 K/W	

Component

Symbol	Conditions	Maximum Ratings	
V_{ISOL}	$I_{ISOL} \leq 1 \text{ mA}; 50/60 \text{ Hz}$	2500	V~
T_{VJ}		-40...+150	°C
T_{stg}		-40...+125	°C
T_L	1.6 mm from case for 10 s	300	°C
F_c	mounting force with clip	20 ... 120	N

Symbol	Conditions	Characteristic Values		
		min.	typ.	max.
C_p	coupling capacity between shorted pins and mounting tab in the case		30	pF
R_{thCH}	with heatsink compound		0.25	K/W
Weight			6	g

ISOPLUS247™ OUTLINE


DIM.	MILLIMETER		INCHES	
	MIN	MAX	MIN	MAX
A	4,83	5,21	0,190	0,205
A1	2,29	2,54	0,090	0,100
A2	1,91	2,16	0,075	0,085
b	1,14	1,40	0,045	0,055
b1	1,91	2,15	0,075	0,085
b2	2,92	3,20	0,115	0,126
C	0,61	0,83	0,024	0,033
D	20,80	21,34	0,819	0,840
E	15,75	16,13	0,620	0,635
e	5,45 BSC		0,215 BSC	
L	19,81	20,60	0,780	0,811
L1	3,81	4,38	0,150	0,172
Q	5,59	6,20	0,220	0,244
R	4,32	4,85	0,170	0,191
S	13,21	13,72	0,520	0,540
T	15,75	16,26	0,620	0,640
U	1,65	2,03	0,065	0,080
W	-	0,10	-	0,004

The convex bow of substrate is typ. < 0.04 mm over plastic surface level of device bottom side
 This drawing will meet all dimensions requirement of JEDEC outline TO-247 AD except screw hole and except Lmax.



Disclaimer Notice - Information furnished is believed to be accurate and reliable. However, users should independently evaluate the suitability of and test each product selected for their own applications. Littelfuse products are not designed for, and may not be used in, all applications. Read complete Disclaimer Notice at www.littelfuse.com/disclaimer-electronics.






Looking for pricing, stock, or lifecycle information?

Click below to explore more details on WIN SOURCE:

 [View IXKR40N60C on WIN SOURCE](#)

 [IXYS Information](#)

Optimize Your Supply Chain with WIN SOURCE Solutions

-  Global Sourcing Solution
-  Obsolete Management
-  Cost Control Management
-  Shortage Management
-  Alternative Solution
-  Excess Inventory Management