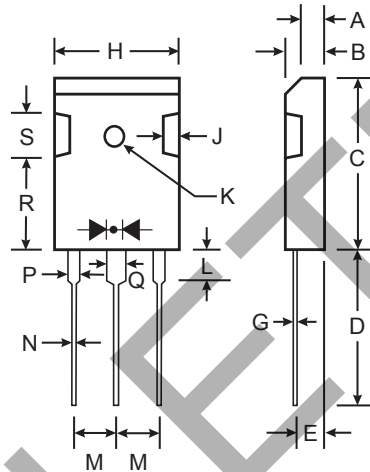


SBL4030PT - SBL4060PT**40A SCHOTTKY BARRIER RECTIFIER****Features**

- Schottky Barrier Chip
- Guard Ring Die Construction for Transient Protection
- Low Power Loss, High Efficiency
- High Surge Capability
- High Current Capability and Low Forward Voltage Drop
- For Use in Low Voltage, High Frequency Inverters, Free Wheeling, and Polarity Protection Application
- **Lead Free Finish, RoHS Compliant (Note 3)**

Mechanical Data

- Case: TO-3P
- Case Material: Molded Plastic. UL Flammability Classification Rating 94V-0
- Moisture Sensitivity: Level 1 per J-STD-020C
- Terminals: Finish - Bright Tin. Plated Leads Solderable per MIL-STD-202, Method 208
- Polarity: As Marked on Body
- Ordering Information: See Last Page
- Marking: Type Number
- Weight: 5.6 grams (approximate)



TO-3P		
Dim	Min	Max
A	1.88	2.08
B	4.68	5.36
C	20.63	22.38
D	18.5	21.5
E	2.1	2.4
G	0.51	0.76
H	15.38	16.25
J	1.90	2.70
K	2.9 \varnothing	3.65 \varnothing
L	3.78	4.50
M	5.2	5.7
N	0.89	1.53
P	1.82	2.46
Q	2.92	3.23
R	11.70	12.84
S	—	6.10
All Dimensions in mm		

Maximum Ratings and Electrical Characteristics @ $T_A = 25^\circ\text{C}$ unless otherwise specified

Single phase, half wave, 60Hz, resistive or inductive load.
For capacitive load, derate current by 20%.

Characteristic	Symbol	SBL 4030PT	SBL 4035PT	SBL 4040PT	SBL 4045PT	SBL 4050PT	SBL 4060PT	Unit
Peak Repetitive Reverse Voltage	V_{RRM}	30	35	40	45	50	60	V
Working Peak Reverse Voltage	V_{RWM}							
DC Blocking Voltage	V_R							
RMS Reverse Voltage	$V_{R(RMS)}$	21	24.5	28	31.5	35	42	V
Average Rectified Output Current @ $T_C = 100^\circ\text{C}$ (Note 1)	I_O	40						A
Non-Repetitive Peak Forward Surge Current 8.3ms Single half sine-wave superimposed on rated load (JEDEC Method)	I_{FSM}	375						A
Forward Voltage Drop @ $I_F = 20\text{A}$, $T_C = 25^\circ\text{C}$	V_{FM}	0.58				0.70		V
Peak Reverse Current @ $T_C = 25^\circ\text{C}$ at Rated DC Blocking Voltage @ $T_C = 100^\circ\text{C}$	I_{RM}				1.0			mA
Typical Total Capacitance (Note 2)	C_T	800						pF
Typical Thermal Resistance Junction to Case (Note 1)	$R_{\theta JC}$	1.4						$^\circ\text{C}/\text{W}$
Operating Temperature Range	T_j	-55 to +125						$^\circ\text{C}$
Storage Temperature Range	T_{STG}	-55 to +150						$^\circ\text{C}$

- Notes:
1. Thermal resistance junction to case mounted on heatsink.
 2. Measured at 1.0MHz and applied reverse voltage of 4.0V DC.
 3. RoHS revision 13.2.2003. Glass and High Temperature Solder Exemptions Applied, see *EU Directive Annex Notes 5 and 7*.

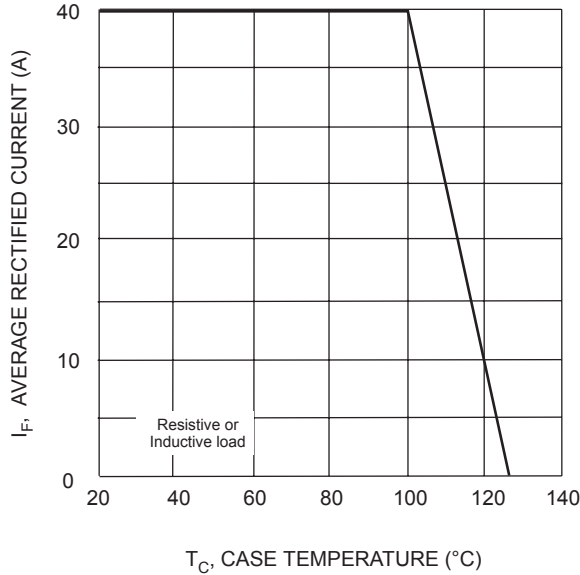


Fig. 1 Forward Current Derating Curve

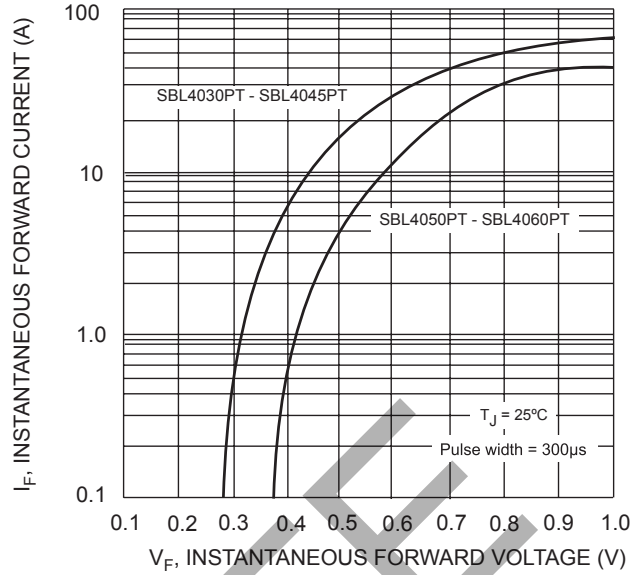


Fig. 2 Typical Forward Characteristics

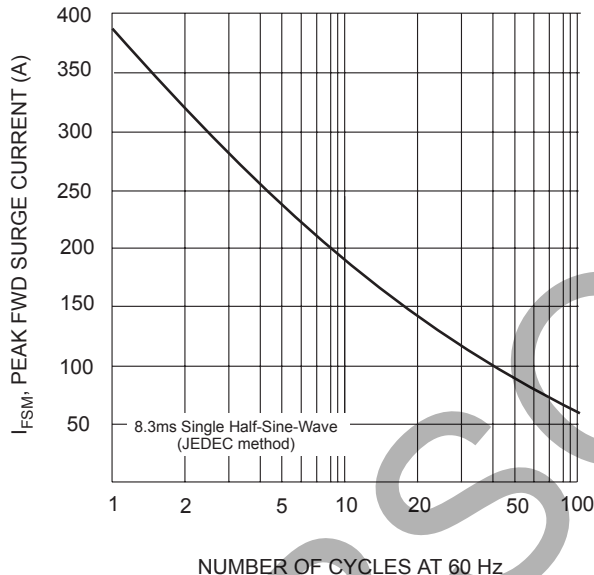


Fig. 3 Max Non-Repetitive Surge Current

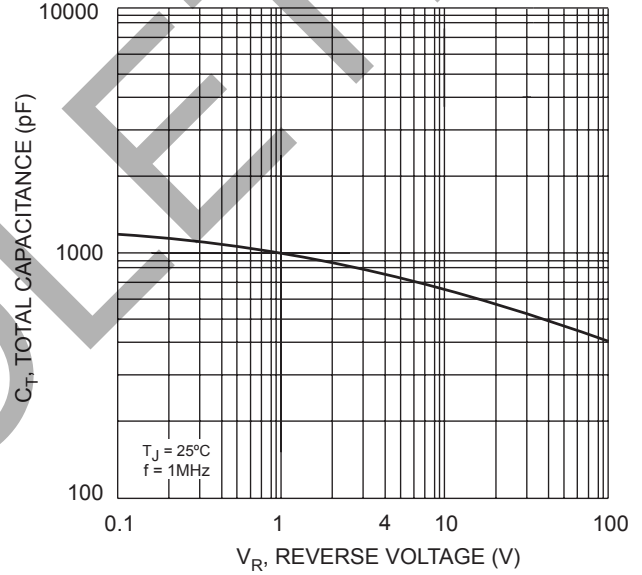


Fig. 4 Typical Total Capacitance per Element

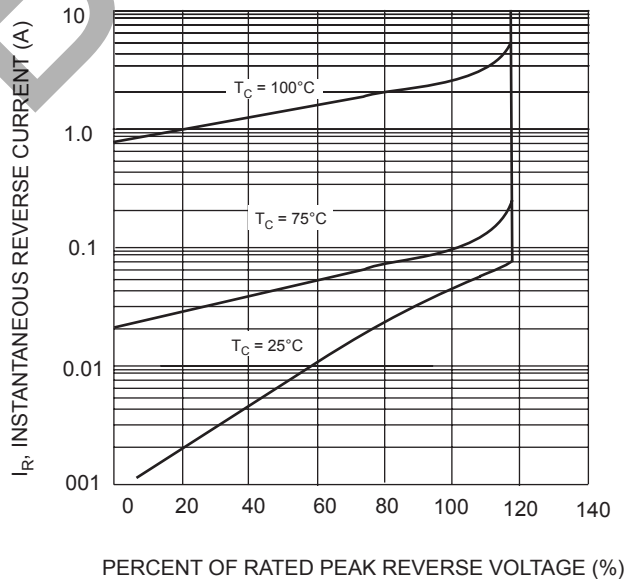


Fig. 5 Typical Reverse Characteristics

Ordering Information (Note 4)

Device	Packaging	Shipping
SBL4030PT	TO-3P	30/Tube
SBL4035PT	TO-3P	30/Tube
SBL4040PT	TO-3P	30/Tube
SBL4045PT	TO-3P	30/Tube
SBL4050PT	TO-3P	30/Tube
SBL4060PT	TO-3P	30/Tube

Notes: 4. For packaging details, visit our website at <http://www.diodes.com/datasheets/ap02008.pdf>

IMPORTANT NOTICE



Diodes Incorporated and its subsidiaries reserve the right to make modifications, enhancements, improvements, corrections or other changes without further notice to any product herein. Diodes Incorporated does not assume any liability arising out of the application or use of any product described herein; neither does it convey any license under its patent rights, nor the rights of others. The user of products in such applications shall assume all risks of such use and will agree to hold Diodes Incorporated and all the companies whose products are represented on our website, harmless against all damages.

LIFE SUPPORT

Diodes Incorporated products are not authorized for use as critical components in life support devices or systems without the expressed written approval of the President of Diodes Incorporated.

Looking for pricing, stock, or lifecycle information?

Click below to explore more details on WIN SOURCE:

-  [View SBL4030PT on WIN SOURCE](#)
-  [Diodes Incorporated Information](#)

Optimize Your Supply Chain with WIN SOURCE Solutions

-  Global Sourcing Solution
-  Obsolete Management
-  Cost Control Management
-  Shortage Management
-  Alternative Solution
-  Excess Inventory Management