



**THE DATASHEET OF  
JAN2N2324A**



## SILICON CONTROLLED RECTIFIER

Qualified per MIL-PRF-19500/276

### Devices

2N2323	2N2324	2N2326	2N2328	
2N2323S	2N2324S	2N2326S	2N2328S	2N2329
2N2323A	2N2324A	2N2326A	2N2328A	2N2329S
2N2323AS	2N2324AS	2N2326AS	2N2328AS	

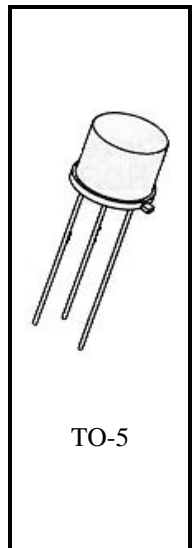
Qualified  
Level

JAN  
JANTX  
JANTXV

### MAXIMUM RATINGS

Ratings	Sym	2N2323,S/ 2N2323A,S	2N2324,S/ 2N2324A,S	2N2326,S/ 2N2326A,S	2N2328,S/ 2N2328A,S	2N2329,S	Unit	
Reverse Voltage	$V_{RM}$	50	100	200	300	400	Vdc	
Working Peak Reverse Voltage	$V_{RM}$	75	150	300	400	500	Vpk	
Forward Blocking Voltage	$V_{FBXM}$	50 <sup>(3/4)</sup>	100 <sup>(3/4)</sup>	200 <sup>(3/4)</sup>	300 <sup>(3/4)</sup>	400 <sup>(3)</sup>	Vpk	
Average Forward Current <sup>(1)</sup>	$I_O$	0.22						Adc
Forward Current Surge Peak <sup>(2)</sup>	$I_{FSM}$	15						Adc
Cathode-Gate Current	$V_{KGM}$	6						Vpk
Operating Temperature	$T_{OP}$	-65 to +125						°C
Storage Junction Temp	$T_{STG}$	-65 to +150						°C

- 1) This average forward current is for an ambient temperature of 80°C and 180 electrical degrees of conduction.
- 2) Surge current is non-recurrent. The rate of rise of peak surge current shall not exceed 40 A during the first 5  $\mu$ s after switching from the 'off' (blocking) to the 'on' (conducting) state. This is measured from the point where the thyristor voltage has decayed to 90% of its initial blocking value.
- 3) Gate connected to cathode through 1,000 ohm resistor.
- 4) Gate connected to cathode through 2,000 ohm resistor.



\*See appendix A  
for package outline

### ELECTRICAL CHARACTERISTICS

Characteristics	Symbol	Min.	Max.	Unit
-----------------	--------	------	------	------



#### SUBGROUP 2 TESTING

Reverse Blocking Current				
$R_2 = 1 \text{ k}\mu$	2N2323 thru 2N2329			
	2N2323S thru 2N2329S			
$R_2 = 2 \text{ k}\mu$	2N2323A thru 2N2328A			
	2N2323AS thru 2N2328AS			
$V_R = 50 \text{ Vdc}$	2N2323, S, A, AS	$I_{RBX1}$	10	$\mu\text{Adc}$
$V_R = 100 \text{ Vdc}$	2N2324, S, A, AS			
$V_R = 200 \text{ Vdc}$	2N2326, S, A, AS			
$V_R = 300 \text{ Vdc}$	2N2328, S, A, AS			
$V_R = 400 \text{ Vdc}$	2N2329, S,			



## Looking for pricing, stock, or lifecycle information?

Click below to explore more details on WIN SOURCE:

-  [View JAN2N2324A on WIN SOURCE](#)
-  [Microsemi Corporation](#) Information

## Optimize Your Supply Chain with WIN SOURCE Solutions

-  Global Sourcing Solution
-  Obsolete Management
-  Cost Control Management
-  Shortage Management
-  Alternative Solution
-  Excess Inventory Management