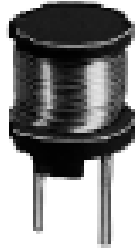




**THE DATASHEET OF
RCH895NP-221K**



PIN Power Inductor RCH-895



Description

- Ferrite drum core construction.
- Magnetically unshielded.
- L × W × H: 8.3 × 8.3 × 9.5mm Max.
- Product weight: 1.8 g(Ref.)
- Moisture Sensitivity Level: 1
- RoHS compliance.

Environmental Data

- Operating temperature range: -40°C~+100°C (including coil's self temperature rise)
- Storage temperature range: -40°C~+100°C

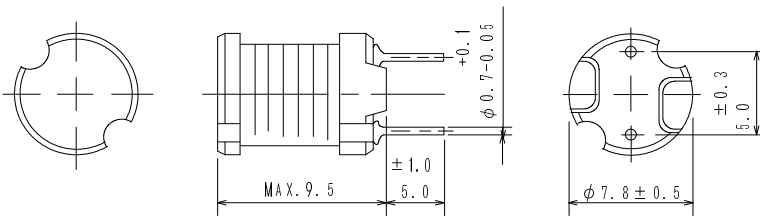
Packaging

- Box packaging.

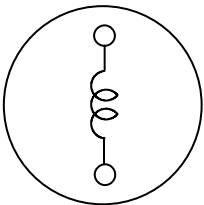
Applications

- Ideally used in Printers, LCD TV, DVD, Copy Machine, Mainboard of the compounding machines etc. as DC-DC Converter inductors.


Dimension - [mm]



Schematics - [mm]




PIN Power Inductor RCH-895



Electrical Characteristics

Part Name	Stamp	Inductance (μ H) [Within] ※ 1	D.C.R [Max.] (Ω) (at20°C)	Saturation Current (A) ※2	Temperature rise current (A) ※3
RCH895NP-2R5M	2R5M	2.5 μ H \pm 20%	13.7m	5.0	3.2
RCH895NP-3R2M	3R2M	3.2 μ H \pm 20%	15.3m	4.5	2.9
RCH895NP-3R8M	3R8M	3.8 μ H \pm 20%	16.4m	4.1	2.7
RCH895NP-4R6M	4R6M	4.6 μ H \pm 20%	18.5m	3.7	2.5
RCH895NP-5R5M	5R5M	5.5 μ H \pm 20%	20.2m	3.4	2.4
RCH895NP-6R5M	6R5M	6.5 μ H \pm 20%	20.8m	3.2	2.3
RCH895NP-7R7M	7R7M	7.7 μ H \pm 20%	22.4m	2.9	2.2
RCH895NP-9R2M	9R2M	9.2 μ H \pm 20%	24.1m	2.7	2.1
RCH895NP-100M	100M	10 μ H \pm 20%	0.04	2.6	2.0
RCH895NP-120M	120M	12 μ H \pm 20%	0.04	2.6	1.9
RCH895NP-150K	150K	15 μ H \pm 10%	0.05	2.1	1.8
RCH895NP-180K	180K	18 μ H \pm 10%	0.05	2.0	1.6
RCH895NP-220K	220K	22 μ H \pm 10%	0.06	1.7	1.4
RCH895NP-270K	270K	27 μ H \pm 10%	0.06	1.6	1.3
RCH895NP-330K	330K	33 μ H \pm 10%	0.07	1.4	1.1
RCH895NP-390K	390K	39 μ H \pm 10%	0.08	1.4	1.1
RCH895NP-470K	470K	47 μ H \pm 10%	0.10	1.3	0.99
RCH895NP-560K	560K	56 μ H \pm 10%	0.11	1.2	0.90
RCH895NP-680K	680K	68 μ H \pm 10%	0.14	1.1	0.81
RCH895NP-820K	820K	82 μ H \pm 10%	0.16	1.0	0.76
RCH895NP-101K	101K	100 μ H \pm 10%	0.19	0.90	0.72
RCH895NP-121K	121K	120 μ H \pm 10%	0.22	0.82	0.67
RCH895NP-151K	151K	150 μ H \pm 10%	0.27	0.74	0.61
RCH895NP-181K	181K	180 μ H \pm 10%	0.31	0.71	0.54
RCH895NP-221K	221K	220 μ H \pm 10%	0.38	0.64	0.50
RCH895NP-271K	271K	270 μ H \pm 10%	0.53	0.57	0.41
RCH895NP-331K	331K	330 μ H \pm 10%	0.61	0.51	0.39
RCH895NP-391K	391K	390 μ H \pm 10%	0.69	0.48	0.37
RCH895NP-471K	471K	470 μ H \pm 10%	0.89	0.43	0.32
RCH895NP-561K	561K	560 μ H \pm 10%	1.01	0.40	0.30
RCH895NP-681K	681K	680 μ H \pm 10%	1.18	0.35	0.27
RCH895NP-821K	821K	820 μ H \pm 10%	1.57	0.32	0.24

PIN Power Inductor RCH-895



Electrical Characteristics


Part Name	Stamp	Inductance (mH) [Within] ※ 1	D.C.R [Max.] (Ω) (at20℃)	Saturation Current (A) ※ 2	Temperature rise current (A) ※ 3
RCH895NP-102K	102K	1.0mH ± 10%	1.84	0.30	0.22
RCH895NP-122K	122K	1.2mH ± 10%	2.10	0.27	0.21
RCH895NP-152K	152K	1.5mH ± 10%	2.80	0.23	0.18
RCH895NP-182K	182K	1.8mH ± 10%	3.21	0.21	0.17
RCH895NP-222K	222K	2.2mH ± 10%	4.21	0.19	0.15
RCH895NP-272K	272K	2.7mH ± 10%	4.94	0.17	0.14
RCH895NP-332K	332K	3.3mH ± 10%	6.16	0.15	0.12
RCH895NP-392K	392K	3.9mH ± 10%	6.84	0.14	0.11
RCH895NP-472K	472K	4.7mH ± 10%	7.89	0.13	0.10
RCH895NP-562K	562K	5.6mH ± 10%	11.5	0.12	86m
RCH895NP-682K	682K	6.8mH ± 10%	13.2	0.11	80m
RCH895NP-822K	822K	8.2mH ± 10%	15.3	0.10	75m
RCH895NP-103K	103K	10mH ± 10%	22.0	89m	62m
RCH895NP-123K	123K	12mH ± 10%	25.0	73m	59m
RCH895NP-153K	153K	15mH ± 10%	29.1	68m	57m
RCH895NP-183K	183K	18mH ± 10%	38.9	66m	48m
RCH895NP-223K	223K	22mH ± 10%	44.9	59m	42m
RCH895NP-273K	273K	27mH ± 10%	55.7	52m	39m
RCH895NP-333K	333K	33mH ± 10%	64.2	48m	37m
RCH895NP-393K	393K	39mH ± 10%	74.2	42m	35m
RCH895NP-473K	473K	47mH ± 10%	96.4	38m	31m

※1: Inductance Measuring frequency : 2.5 μ H ~ 9.2 μ H at 7.96MHz; 10 μ H ~ 82 μ H at 2.52MHz; 100 μ H ~ 47 mH at 1 kHz

※2: Saturation current: The DC current at which the inductance decreases to 90% of it's initial value.

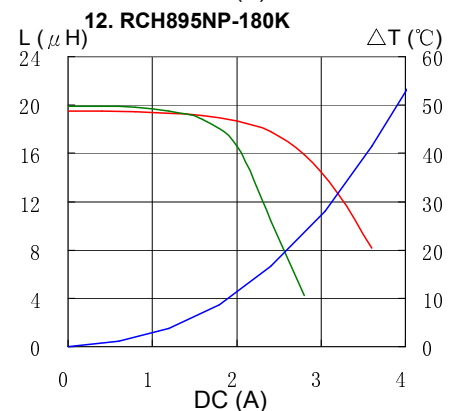
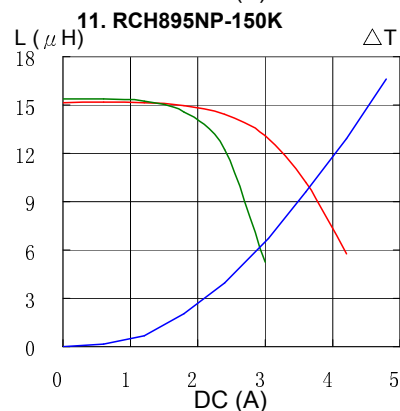
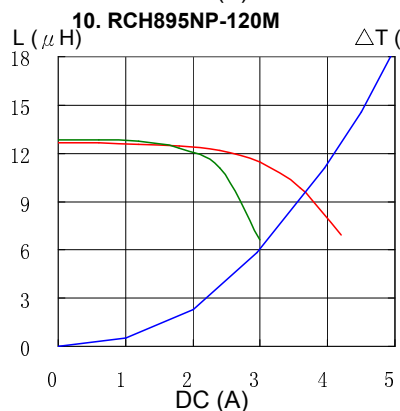
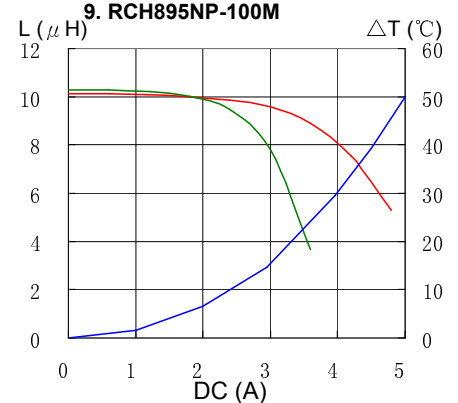
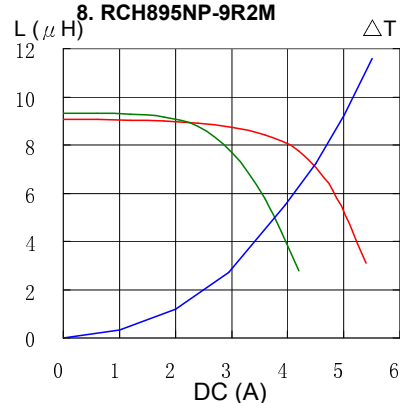
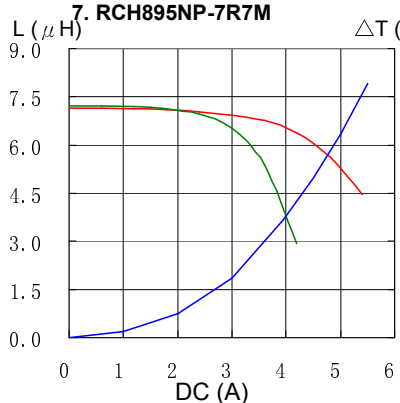
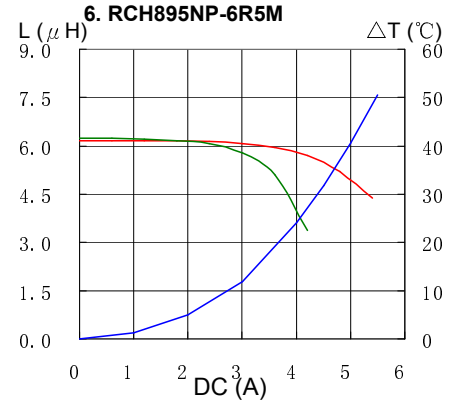
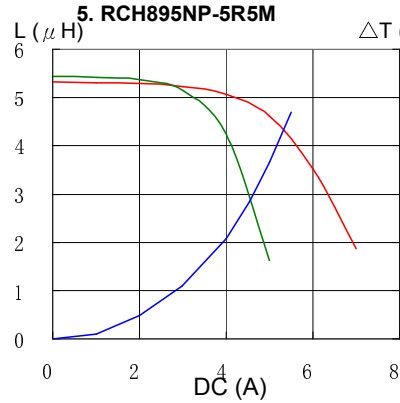
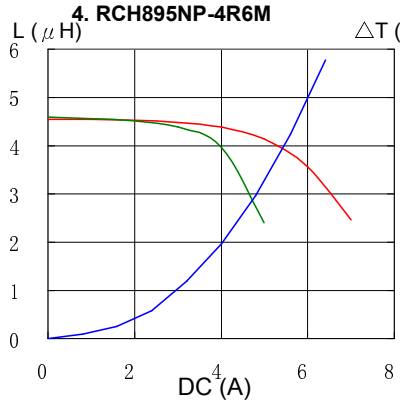
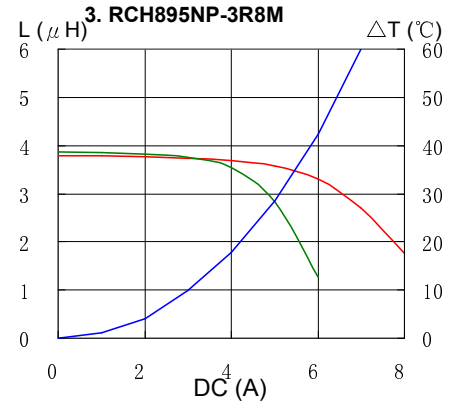
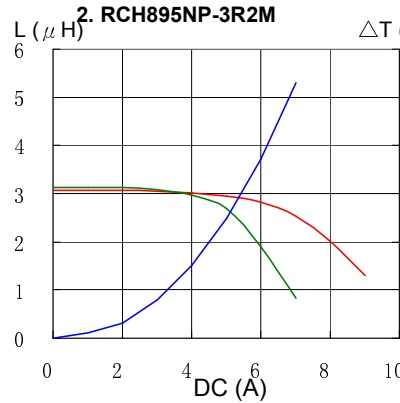
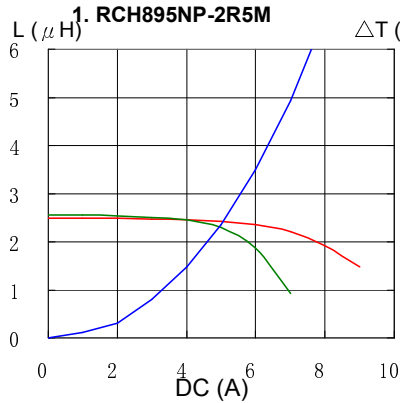
※3: Temperature rise current: The DC current at which the temperature rise is Δt=20℃.(Ta=20℃).

PIN Power Inductor RCH-895




Saturation Current & Temperature Rise Graph

— L (20°C) — L (100°C) — ΔT

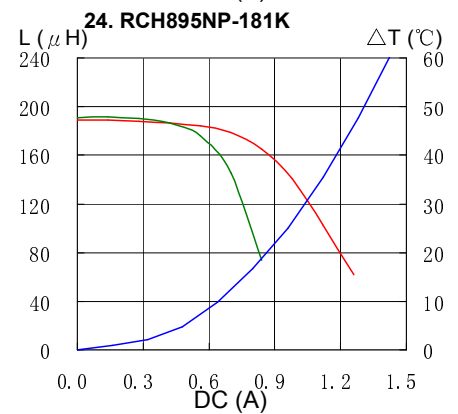
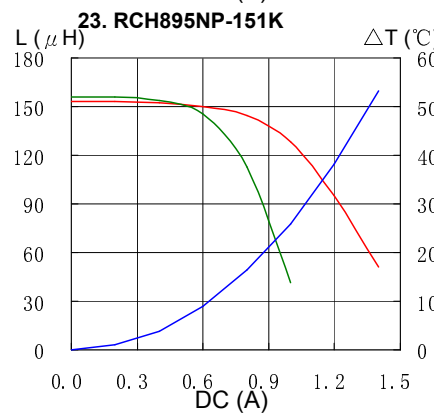
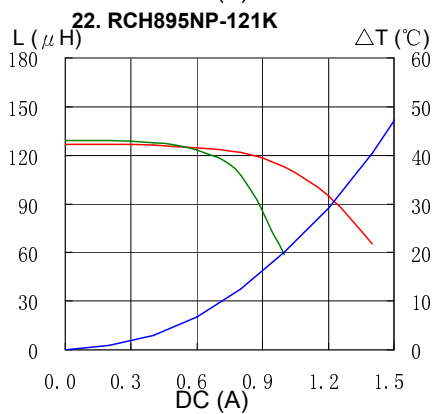
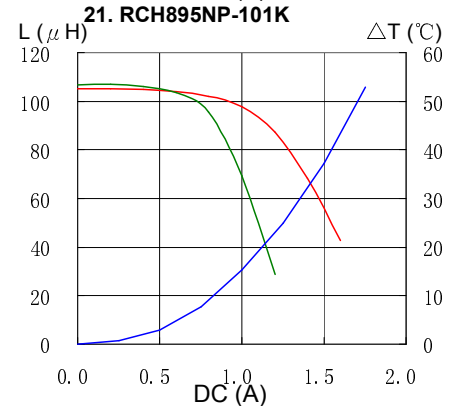
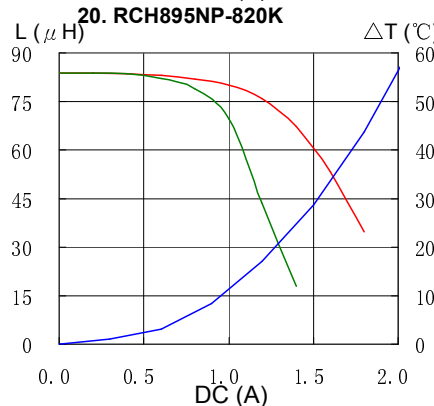
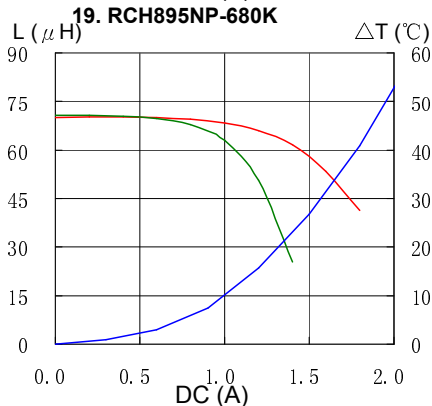
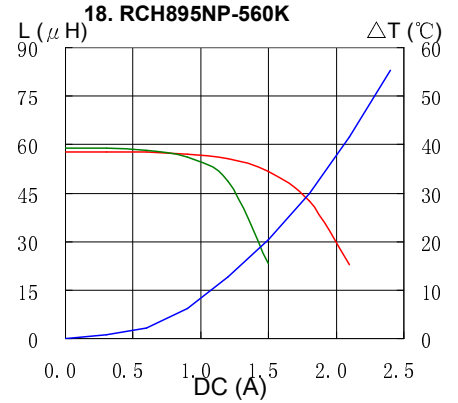
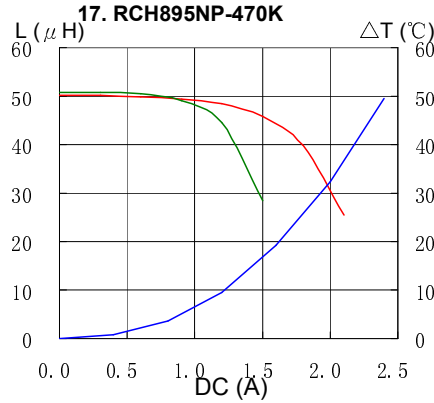
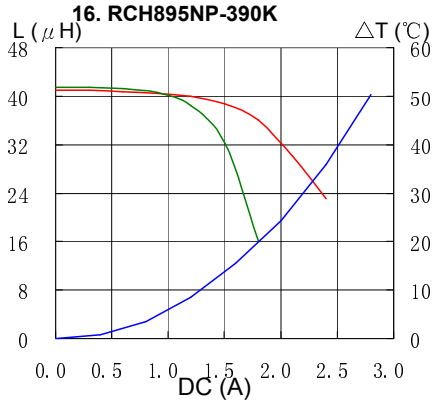
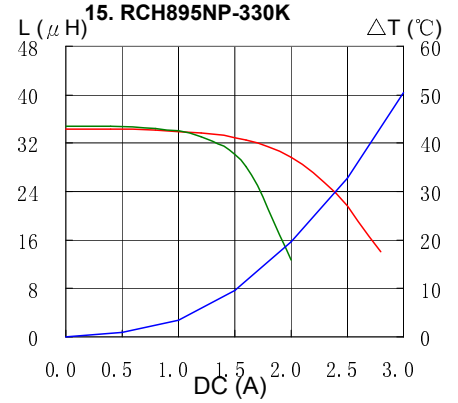
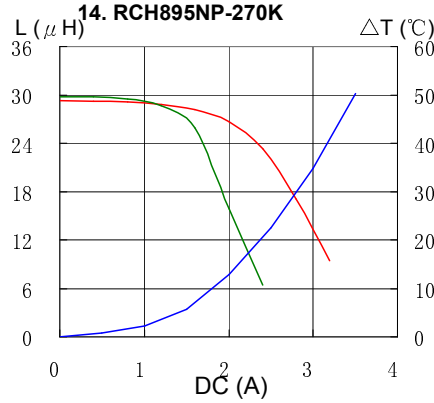
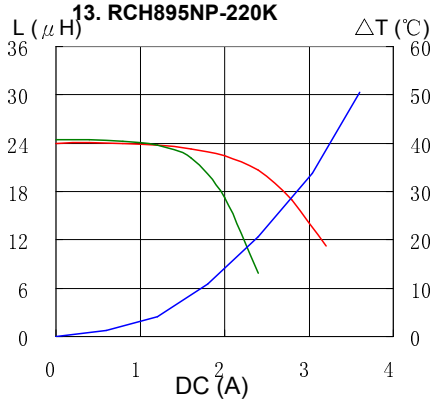


PIN Power Inductor RCH-895




Saturation Current & Temperature Rise Graph

— L (20°C) — L (100°C) — ΔT

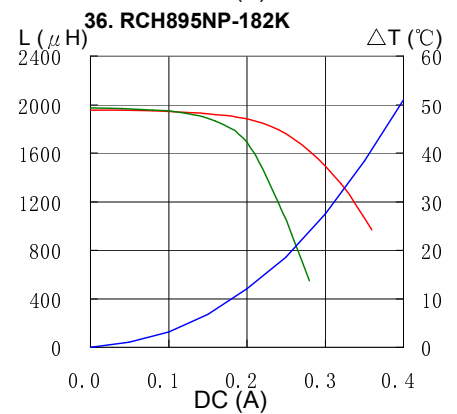
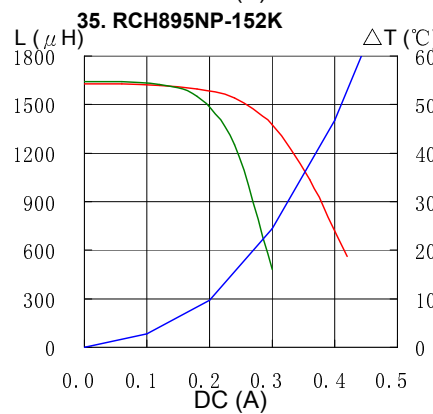
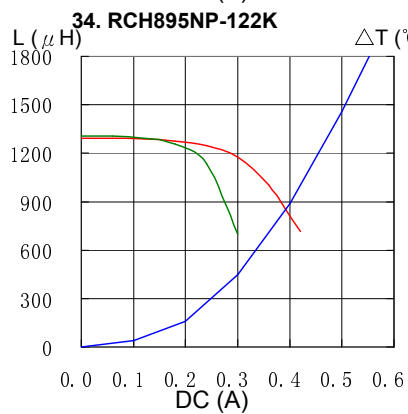
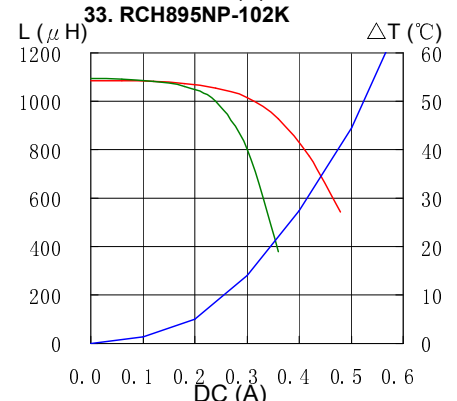
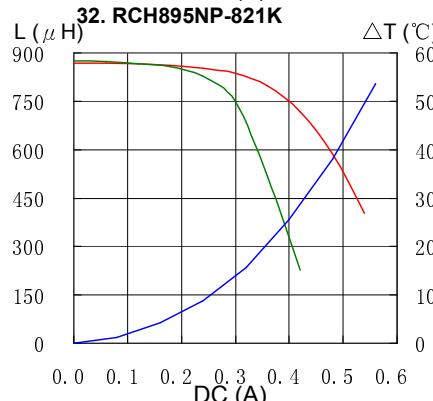
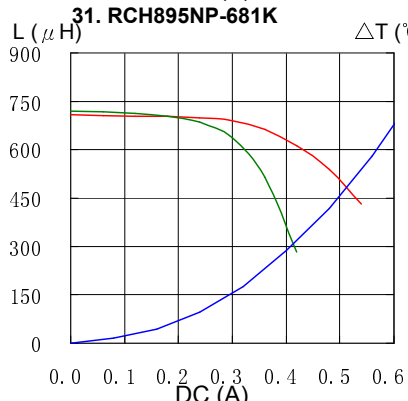
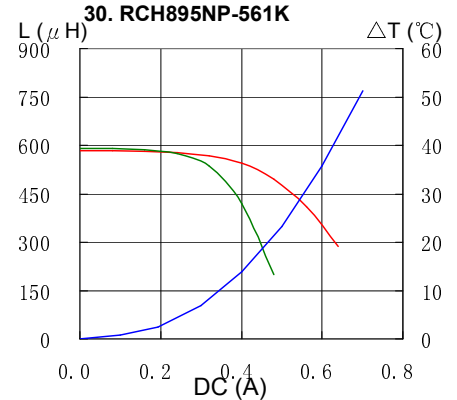
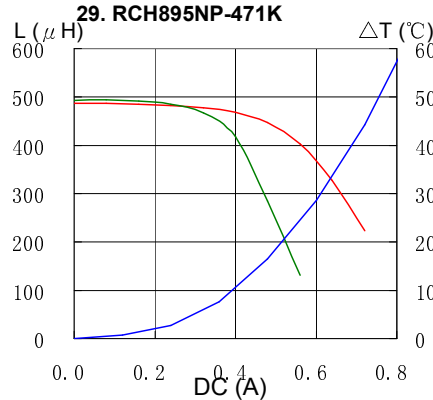
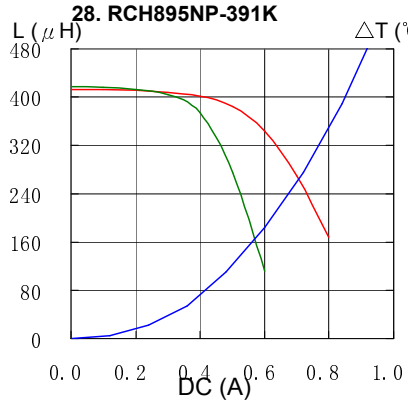
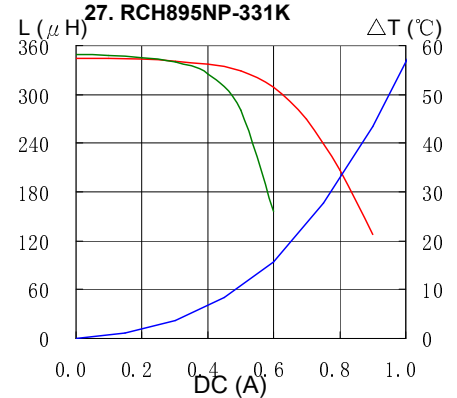
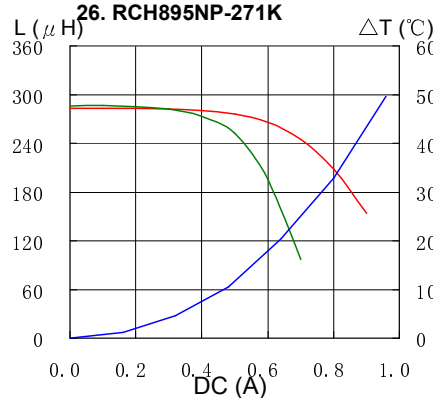
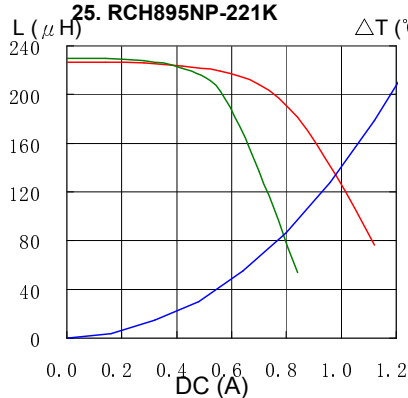


PIN Power Inductor RCH-895



Saturation Current & Temperature Rise Graph

— L (20°C) — L (100°C) — ΔT

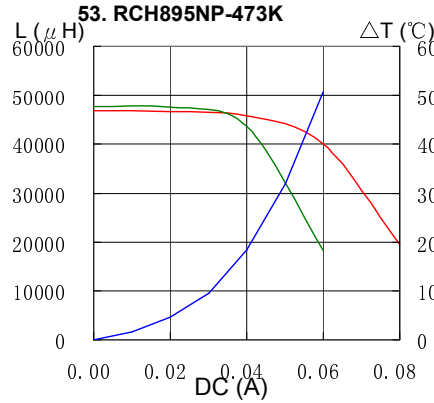
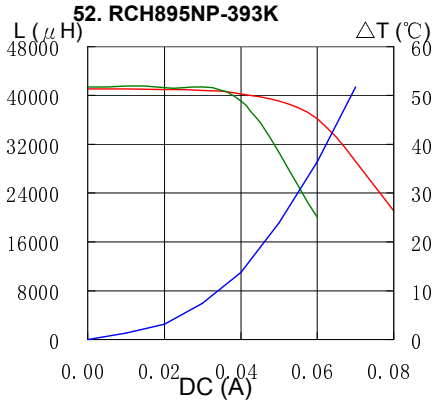
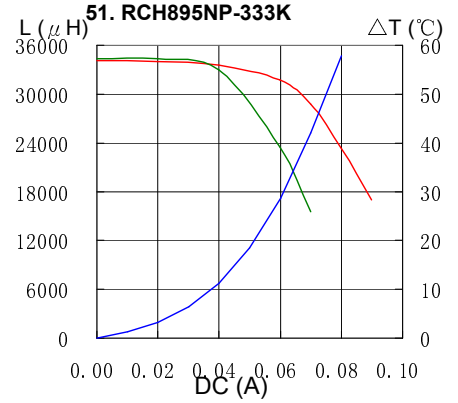
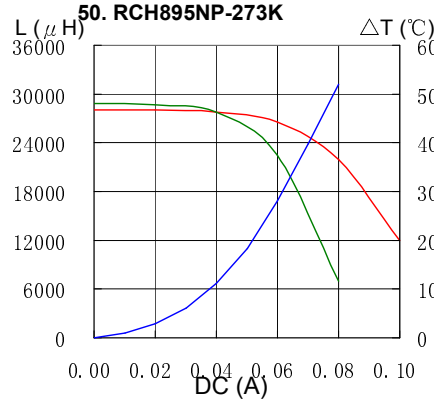
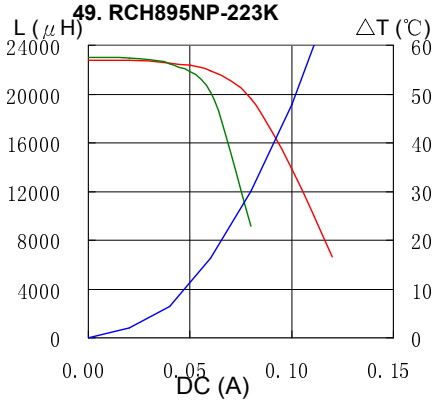


PIN Power Inductor RCH-895



Saturation Current & Temperature Rise Graph

— L (20°C) — L (100°C) — ΔT



Please refer to the sales offices on our website - <http://www.sumida.com>

Hong Kong
Tel.+852-2880-6781
FAX.+852-2565-9600
sales@hk.sumida.com
Saitama(Japan)
Tel.+81-48-691-7300
FAX.+81-48-691-7340
sales@jp.sumida.com
Chicago
Tel.+1-847-545-6700
FAX. +1-847-545-6720
sales@us.sumida.com

Shanghai
Tel.+86-21-5836-3299
FAX.+86-21-5836-3266
shanghai.sales@cn.sumida.com
Seoul
Tel.+82-2-6237-0777
FAX.+82-2-6237-0778
sales@kr.sumida.com
Oberzell
Tel.+49-8591-937-0
FAX. +49-8591-937-103
contact@eu.sumida.com

Shenzhen
Tel.+86-755-8291-0228
FAX.+86-755-8291-0338
shenzhen.sales@cn.sumida.com
Singapore
Tel.+65-6296-3388
FAX.+65-6841-4426
sales@sg.sumida.com
Neumarkt
Tel.+49-9181-4509-110
FAX. +49-9181-4509-310
infocomp@eu.sumida.com

Taipei
Tel.+886-2-8751-2737
FAX.+886-2-8751-2738
sales@tw.sumida.com
San Jose
Tel.+1-408-321-9660
FAX.+1-408-321-9308
sales@us.sumida.com

Looking for pricing, stock, or lifecycle information?

Click below to explore more details on WIN SOURCE:

- ⊖ [View RCH895NP-221K on WIN SOURCE](#)
- ⊖ [Sumida America Components Inc. Information](#)

Optimize Your Supply Chain with WIN SOURCE Solutions

- ✓ Global Sourcing Solution
- ✓ Obsolete Management
- ✓ Cost Control Management
- ✓ Shortage Management
- ✓ Alternative Solution
- ✓ Excess Inventory Management