



**THE DATASHEET OF  
AP2128K-3.3TR**





## General Description

The AP2128 series are positive voltage regulator ICs fabricated by CMOS process. The AP2128 provides two kinds of output voltage operation modes for setting the output voltage. Fixed output voltage mode senses the output voltage on  $V_{OUT}$ , adjustable output voltage mode needs two resistors as a voltage divider.

The AP2128 series have features of low dropout voltage, low noise, high output voltage accuracy, and low current consumption which make them ideal for use in various battery-powered devices.

AP2128 have 1.0V, 1.2V, 1.5V, 1.8V, 2.5V, 2.8V, 3.0V, 3.3V, 3.9V, 4.2V, 4.75V, 5.2V fixed voltage versions and 0.8V to 5.5V adjustable voltage version.

AP2128 series are available in SOT-23-5 package.

## Features

- Wide Operating Voltage: 2.5V to 6V
- Low Dropout Voltage: 170mV@300mA for  $V_{OUT}=3.3V$ , 140mV@300mA for  $V_{OUT}=5.2V$
- High Output Voltage Accuracy:  $\pm 2\%$
- High Ripple Rejection:  
68dB@  $f=1kHz$ , 54dB@  $f=10kHz$
- Low Standby Current: 0.1 $\mu A$
- Low Quiescent Current: 60 $\mu A$  Typical
- Low Output Noise: 60 $\mu V_{rms}$ @ $V_{OUT}=0.8V$
- Short Current Limit: 50mA
- Over Temperature Protection
- Compatible with Low ESR Ceramic Capacitor:  
1 $\mu F$  for  $C_{IN}$  and  $C_{OUT}$
- Excellent Line/Load Regulation
- Soft Start Time: 50 $\mu s$
- Auto Discharge Resistance:  $R_{DS(ON)}=60\Omega$

## Applications

- Datacom
- Notebook Computers
- Mother Board




Figure 1. Package Type of AP2128

**Pin Configuration**

K Package  
(SOT-23-5)

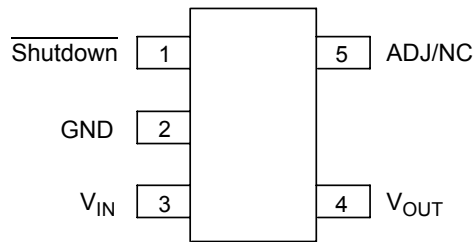
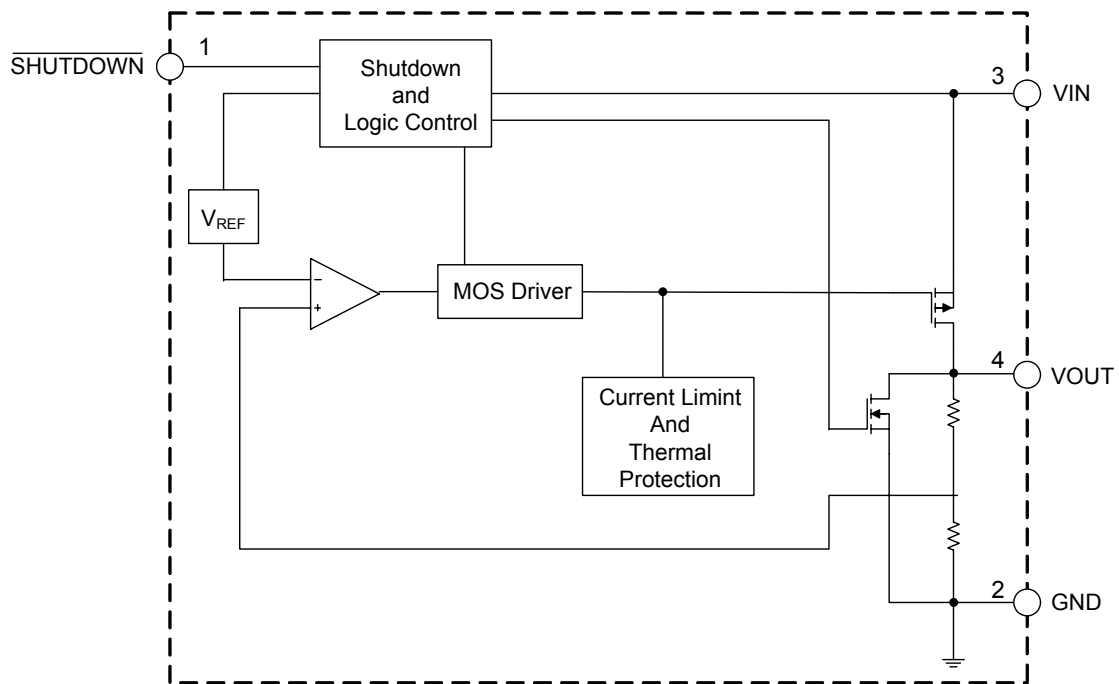


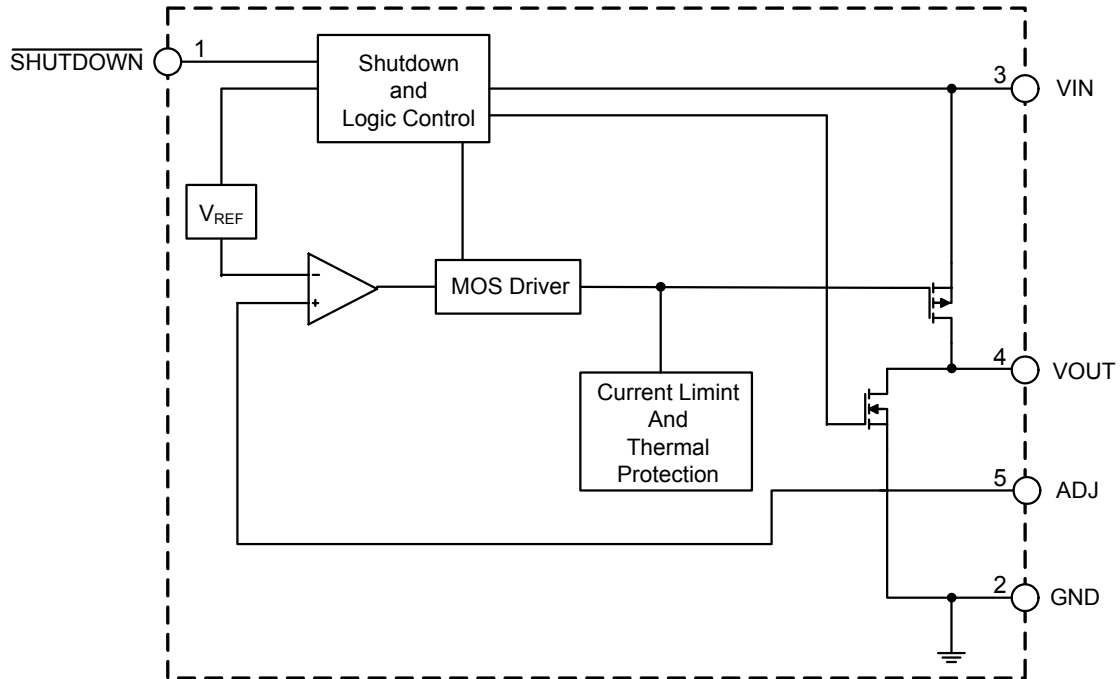
Figure 2. Pin Configuration of AP2128 (Top View)

**Functional Block Diagram**



Fixed Version

**Functional Block Diagram (Continued)**



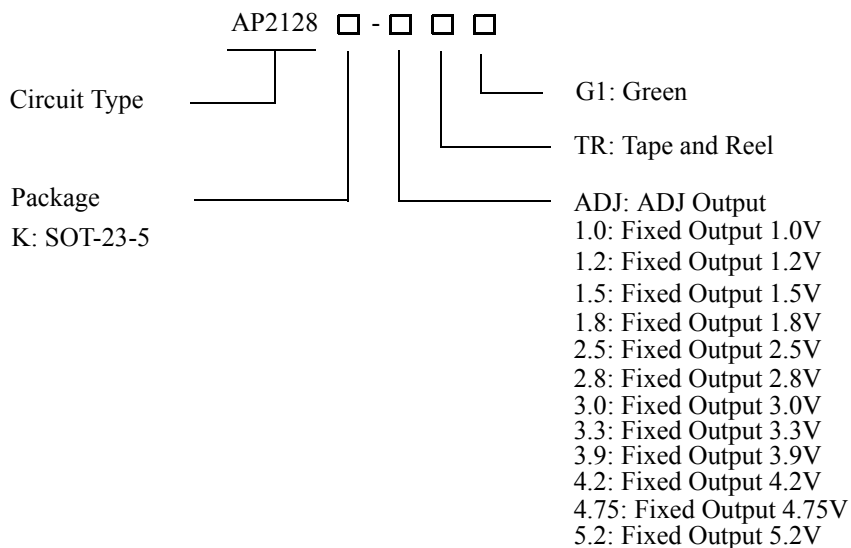
Adjustable Version

Figure 3. Functional Block Diagram of AP2128



**300mA HIGH SPEED, EXTREMELY LOW NOISE CMOS LDO REGULATOR AP2128**

**Ordering Information**



| Product | Package  | Temperature Range | Part Number      | Marking ID | Packing Type |
|---------|----------|-------------------|------------------|------------|--------------|
| AP2128  | SOT-23-5 | -40 to 85°C       | AP2128K- ADJTRG1 | FAD        | Tape & Reel  |
|         |          |                   | AP2128K-1.0TRG1  | FAJ        | Tape & Reel  |
|         |          |                   | AP2128K-1.2TRG1  | FAK        | Tape & Reel  |
|         |          |                   | AP2128K-1.5TRG1  | GAN        | Tape & Reel  |
|         |          |                   | AP2128K-1.8TRG1  | GAP        | Tape & Reel  |
|         |          |                   | AP2128K-2.5TRG1  | GAQ        | Tape & Reel  |
|         |          |                   | AP2128K-2.8TRG1  | GAR        | Tape & Reel  |
|         |          |                   | AP2128K-3.0TRG1  | GAW        | Tape & Reel  |
|         |          |                   | AP2128K-3.3TRG1  | FAL        | Tape & Reel  |
|         |          |                   | AP2128K-3.9TRG1  | GBU        | Tape & Reel  |
|         |          |                   | AP2128K-4.2TRG1  | GAZ        | Tape & Reel  |
|         |          |                   | AP2128K-4.75TRG1 | GFZ        | Tape & Reel  |
|         |          |                   | AP2128K-5.2TRG1  | GAV        | Tape & Reel  |

BCD Semiconductor's products, as designated with "G1" suffix in the part number, are RoHS compliant and Green.

**300mA HIGH SPEED, EXTREMELY LOW NOISE CMOS LDO REGULATOR****AP2128****Absolute Maximum Ratings (Note 1)**

| Parameter                           | Symbol        | Value                | Unit |
|-------------------------------------|---------------|----------------------|------|
| Input Voltage                       | $V_{IN}$      | 6.5                  | V    |
| Shutdown Input Voltage              | $V_{CE}$      | -0.3 to $V_{IN}+0.3$ | V    |
| Output Current                      | $I_{OUT}$     | 450                  | mA   |
| Junction Temperature                | $T_J$         | 150                  | °C   |
| Storage Temperature Range           | $T_{STG}$     | -65 to 150           | °C   |
| Lead Temperature (Soldering, 10sec) | $T_{LEAD}$    | 260                  | °C   |
| Thermal Resistance                  | $\theta_{JA}$ | 250                  | °C/W |
| ESD (Human Body Model)              | ESD           | 6000                 | V    |
| ESD (Machine Model)                 | ESD           | 200                  | V    |

Note 1: Stresses greater than those listed under "Absolute Maximum Ratings" may cause permanent damage to the device. These are stress ratings only, and functional operation of the device at these or any other conditions beyond those indicated under "Recommended Operating Conditions" is not implied. Exposure to "Absolute Maximum Ratings" for extended periods may affect device reliability.

**Recommended Operating Conditions**

| Parameter                           | Symbol   | Min | Max | Unit |
|-------------------------------------|----------|-----|-----|------|
| Input Voltage                       | $V_{IN}$ | 2.5 | 6   | V    |
| Operating Ambient Temperature Range | $T_A$    | -40 | 85  | °C   |



**300mA HIGH SPEED, EXTREMELY LOW NOISE CMOS LDO REGULATOR AP2128**

**Electrical Characteristics**

(AP2128-ADJ,  $V_{IN\ min}=2.5V$ ,  $C_{IN}=1\mu F$ ,  $C_{OUT}=1\mu F$ , Bold typeface applies over  $-40^{\circ}C \leq T_A \leq 85^{\circ}C$ , unless otherwise specified.)

| Parameter                               | Symbol   | Conditions  | Min       | Typ       | Max   | Unit             |
|---|--|---|-----------|-----------|-------|------------------|
| Reference Voltage                       | $V_{REF}$  | $V_{IN}=2.5V$<br>$1mA \leq I_{OUT} \leq 300mA$                    | 0.784     | 0.8       | 0.816 | V                |
| Input Voltage                           | $V_{IN}$   |   | 2.5       |           | 6     | V                |
| Maximum Output Current                  | $I_{OUT(MAX)}$   | $V_{IN}=2.5V$ ,<br>$V_{OUT}=98\% \times V_{OUT}$                  | 300       | 400       |       | mA               |
| Current Limit                           | $I_{LIMIT}$  | $V_{IN}=2.5V$   |           | 450       |       | mA               |
| Load Regulation                         | $\frac{\Delta V_{OUT}}{(\Delta I_{OUT} \times V_{OUT})}$ | $V_{IN}=2.5V$ ,<br>$1mA \leq I_{OUT} \leq 300mA$                  |           |           | 0.6   | %/A              |
| Line Regulation                         | $\frac{\Delta V_{OUT}}{(\Delta V_{IN} \times V_{OUT})}$  | $V_{IN}=2.5V$ to 6V<br>$I_{OUT}=30mA$                             |           |           | 0.06  | %/V              |
| Quiescent Current                       | $I_Q$  | $V_{IN}=2.5V$ , $I_{OUT}=0mA$                                     |           | 60        | 90    | $\mu A$          |
| Standby Current                         | $I_{STD}$  | $V_{IN}=2.5V$ ,<br>$V_{SHUTDOWN}$ in off mode                     |           | 0.1       | 1.0   | $\mu A$          |
| Power Supply Rejection Ratio            | PSRR   | Ripple 1Vp-p<br>$V_{IN}=3V$                                       | $f=100Hz$ |           | 68    | dB               |
|   |  |   | $f=1KHz$  |           | 68    | dB               |
|   |  |   | $f=10KHz$ |           | 54    | dB               |
| Output Voltage Temperature Coefficient  | $\frac{(\Delta V_{OUT}/V_{OUT})}{\Delta T}$              | $I_{OUT}=30mA$ , $-40^{\circ}C \leq T_A \leq 85^{\circ}C$         |           | $\pm 100$ |       | ppm/ $^{\circ}C$ |
| Short Current Limit                     | $I_{SHORT}$  | $V_{OUT}=0V$  |           | 50        |       | mA               |
| Soft Start Time                         | $t_{UP}$   |   |           | 50        |       | $\mu s$          |
| RMS Output Noise                        | $V_{NOISE}$  | $T_A=25^{\circ}C$ , $10Hz \leq f \leq 100kHz$ ,<br>$V_{OUT}=0.8V$ |           | 60        |       | $\mu V_{rms}$    |
| Shutdown "High" Voltage                 |  | Shutdown input voltage "High"                                     | 1.5       |           | 6     | V                |
| Shutdown "Low" Voltage                  |  | Shutdown input voltage "Low"                                      | 0         |           | 0.4   | V                |
| $V_{OUT}$ Discharge MOSFET $R_{DS(ON)}$ |  | Shutdown input voltage "Low"                                      |           | 60        |       | $\Omega$         |
| Shutdown Pull Down Resistance           |  |   |           | 3         |       | $M\Omega$        |
| Thermal Shutdown                        |  |   |           | 165       |       | $^{\circ}C$      |
| Thermal Shutdown Hysteresis             |  |   |           | 30        |       | $^{\circ}C$      |
| Thermal Resistance                      | $\theta_{JC}$  | SOT-23-5  |           | 150       |       | $^{\circ}C/W$    |



**300mA HIGH SPEED, EXTREMELY LOW NOISE CMOS LDO REGULATOR AP2128**

**Electrical Characteristics (Continued)**

(AP2128-1.0V/1.2V/1.5V/1.8V,  $V_{INmin.}=2.5V$ ,  $C_{IN}=1\mu F$ ,  $C_{OUT}=1\mu F$ , Bold typeface applies over  $-40^{\circ}C \leq T_A \leq 85^{\circ}C$ , unless otherwise specified.)

| Parameter                               | Symbol   | Conditions   | Min                   | Typ       | Max                    | Unit             |
|---|--|--|-----------------------|-----------|------------------------|------------------|
| Output Voltage                          | $V_{OUT}$  | $V_{IN}=2.5V$<br>$1mA \leq I_{OUT} \leq 300mA$           | $98\% \times V_{OUT}$ |           | $102\% \times V_{OUT}$ | V                |
| Input Voltage                           | $V_{IN}$   |  | 2.5                   |           | 6                      | V                |
| Maximum Output Current                  | $I_{OUT(MAX)}$   | $V_{IN}=2.5V$ ,<br>$V_{OUT}=98\% \times V_{OUT}$         | 300                   | 400       |                        | mA               |
| Current Limit                           | $I_{LIMIT}$  | $V_{IN}=2.5V$  |                       | 450       |                        | mA               |
| Load Regulation                         | $\frac{\Delta V_{OUT}}{(\Delta I_{OUT} \times V_{OUT})}$ | $V_{IN}=2.5V$ ,<br>$1mA \leq I_{OUT} \leq 300mA$         |                       |           | 0.6                    | %/A              |
| Line Regulation                         | $\frac{\Delta V_{OUT}}{(\Delta V_{IN} \times V_{OUT})}$  | $V_{IN}=2.5V$ to 6V<br>$I_{OUT}=30mA$                    |                       |           | 0.06                   | %/V              |
| Dropout Voltage                         | $V_{DROP}$   | $V_{OUT}=1.0V, I_{OUT}=300mA$                            |                       | 1400      | 1500                   | mV               |
|   |  | $V_{OUT}=1.2V, I_{OUT}=300mA$                            |                       | 1200      | 1300                   |                  |
|   |  | $V_{OUT}=1.5V, I_{OUT}=300mA$                            |                       | 900       | 1000                   |                  |
|   |  | $V_{OUT}=1.8V, I_{OUT}=300mA$                            |                       | 600       | 700                    |                  |
| Quiescent Current                       | $I_Q$  | $V_{IN}=2.5V, I_{OUT}=0mA$                               |                       | 60        | 90                     | $\mu A$          |
| Standby Current                         | $I_{STD}$  | $V_{IN}=2.5V$ ,<br>$\overline{V_{SHUTDOWN}}$ in off mode |                       | 0.1       | 1.0                    | $\mu A$          |
| Power Supply Rejection Ratio            | PSRR   | Ripple 1Vp-p<br>$V_{IN}=3V$                              | $f=100Hz$             |           | 68                     | dB               |
|   |  |  | $f=1KHz$              |           | 68                     | dB               |
|   |  |  | $f=10KHz$             |           | 54                     | dB               |
| Output Voltage Temperature Coefficient  | $\frac{(\Delta V_{OUT}/V_{OUT})}{\Delta T}$              | $I_{OUT}=30mA, -40^{\circ}C \leq T_A \leq 85^{\circ}C$   |                       | $\pm 100$ |                        | ppm/ $^{\circ}C$ |
| Short Current Limit                     | $I_{SHORT}$  | $V_{OUT}=0V$   |                       | 50        |                        | mA               |
| Soft Start Time                         | $t_{UP}$   |  |                       | 50        |                        | $\mu s$          |
| Shutdown "High" Voltage                 |  | Shutdown input voltage "High"                            | 1.5                   |           | 6                      | V                |
| Shutdown "Low" Voltage                  |  | Shutdown input voltage "Low"                             | 0                     |           | 0.4                    | V                |
| $V_{OUT}$ Discharge MOSFET $R_{DS(ON)}$ |  | Shutdown input voltage "Low"                             |                       | 60        |                        | $\Omega$         |
| Shutdown Pull Down Resistance           |  |  |                       | 3         |                        | M $\Omega$       |
| Thermal Shutdown                        |  |  |                       | 165       |                        | $^{\circ}C$      |
| Thermal Shutdown Hysteresis             |  |  |                       | 30        |                        | $^{\circ}C$      |
| Thermal Resistance                      | $\theta_{JC}$  | SOT-23-5   |                       | 150       |                        | $^{\circ}C/W$    |



**300mA HIGH SPEED, EXTREMELY LOW NOISE CMOS LDO REGULATOR AP2128**

**Electrical Characteristics (Continued)**

(AP2128-2.5V/2.8V/3.0V/3.3V/3.9V/4.2V/4.75V,  $V_{IN}=V_{OUT}+1V$ ; AP2128-5.2V,  $V_{IN}=6V$ ,  $C_{IN}=1\mu F$ ,  $C_{OUT}=1\mu F$ , Bold type-face applies over  $-40^{\circ}C \leq T_A \leq 85^{\circ}C$ , unless otherwise specified.)

| Parameter                              | Symbol   | Conditions   | Min                   | Typ       | Max                    | Unit             |
|--|--|--|-----------------------|-----------|------------------------|------------------|
| Output Voltage                         | $V_{OUT}$  | $V_{IN}=V_{OUT}+1V$<br>$1mA \leq I_{OUT} \leq 300mA$             | $98\% \times V_{OUT}$ |           | $102\% \times V_{OUT}$ | V                |
| Input Voltage                          | $V_{IN}$   |  | 2.5                   |           | 6                      | V                |
| Maximum Output Current                 | $I_{OUT(MAX)}$   | $V_{IN}-V_{OUT}=1V$ ,<br>$V_{OUT}=98\% \times V_{OUT}$           | 300                   | 400       |                        | mA               |
| Current Limit                          | $I_{LIMIT}$  | $V_{IN}-V_{OUT}=1V$  |                       | 450       |                        | mA               |
| Load Regulation                        | $\frac{\Delta V_{OUT}}{(\Delta I_{OUT} \times V_{OUT})}$ | $V_{IN}-V_{OUT}=1V$ ,<br>$1mA \leq I_{OUT} \leq 300mA$           |                       |           | 0.6                    | %/A              |
| Line Regulation                        | $\frac{\Delta V_{OUT}}{(\Delta V_{IN} \times V_{OUT})}$  | $V_{OUT}+0.5V \leq V_{IN} \leq 6V$ ,<br>$I_{OUT}=30mA$           |                       |           | 0.06                   | %/V              |
| Dropout Voltage                        | $V_{DROP}$   | $V_{OUT}=2.5V, 2.8V, 3.0V, 3.3V,$<br>$3.9V, 4.2V, I_{OUT}=300mA$ |                       | 170       | 300                    | mV               |
|  |  | $V_{OUT}=4.75V$ and $5.2V$ ,<br>$I_{OUT}=300mA$                  |                       | 140       | 300                    |                  |
| Quiescent Current                      | $I_Q$  | $V_{IN}=V_{OUT}+1V, I_{OUT}=0mA$                                 |                       | 60        | 90                     | $\mu A$          |
| Standby Current                        | $I_{STD}$  | $V_{IN}=V_{OUT}+1V$ ,<br>$V_{SHUTDOWN}$ in off mode              |                       | 0.1       | 1.0                    | $\mu A$          |
| Power Supply Rejection Ratio           | PSRR   | AP2128-2.5V to 4.2V, Ripple 1Vp-p<br>$V_{IN}=V_{OUT}+1V$         | f=100Hz               |           | 68                     | dB               |
|  |  |  | f=1KHz                |           | 68                     |                  |
|  |  |  | f=10KHz               |           | 54                     |                  |
|  |  | AP2128-4.75V, Ripple 0.5Vp-p<br>$V_{IN}=V_{OUT}+1V$              | f=100Hz               |           | 63                     |                  |
|  |  |  | f=1KHz                |           | 63                     |                  |
|  |  |  | f=10KHz               |           | 45                     |                  |
|  |  | AP2128-5.2V, Ripple 0.5Vp-p<br>$V_{IN}=6V$                       | f=100Hz               |           | 63                     |                  |
|  |  |  | f=1KHz                |           | 63                     |                  |
|  |  |  | f=10KHz               |           | 45                     |                  |
| Output Voltage Temperature Coefficient | $\frac{(\Delta V_{OUT}/V_{OUT})}{\Delta T}$              | $I_{OUT}=30mA, -40^{\circ}C \leq T_A \leq 85^{\circ}C$           |                       | $\pm 100$ |                        | ppm/ $^{\circ}C$ |
| Short Current Limit                    | $I_{SHORT}$  | $V_{OUT}=0V$   |                       | 50        |                        | mA               |

**300mA HIGH SPEED, EXTREMELY LOW NOISE CMOS LDO REGULATOR****AP2128****Electrical Characteristics (Continued)**

(AP2128-2.5V/2.8V/3.0V/3.3V/3.9V/4.2V/4.75V,  $V_{IN}=V_{OUT}+1V$ ; AP2128-5.2V,  $V_{IN}=6V$ ,  $C_{IN}=1\mu F$ ,  $C_{OUT}=1\mu F$ , Bold type-face applies over  $-40^{\circ}C \leq T_A \leq 85^{\circ}C$ , unless otherwise specified.)

| Parameter                               | Symbol        | Conditions                    | Min | Typ | Max | Unit          |
|---|---------------|-------------------------------|-----|-----|-----|---------------|
| Soft Start Time                         | $t_{UP}$      |                               |     | 50  |     | $\mu s$       |
| Shutdown "High" Voltage                 |               | Shutdown input voltage "High" | 1.5 |     | 6   | V             |
| Shutdown "Low" Voltage                  |               | Shutdown input voltage "Low"  | 0   |     | 0.4 | V             |
| $V_{OUT}$ Discharge MOSFET $R_{DS(ON)}$ |               | Shutdown input voltage "Low"  |     | 60  |     | $\Omega$      |
| Shutdown Pull Down Resistance           |               |                               |     | 3   |     | $M\Omega$     |
| Thermal Shutdown                        |               |                               |     | 165 |     | $^{\circ}C$   |
| Thermal Shutdown Hysteresis             |               |                               |     | 30  |     | $^{\circ}C$   |
| Thermal Resistance                      | $\theta_{JC}$ | SOT-23-5                      |     | 150 |     | $^{\circ}C/W$ |



**300mA HIGH SPEED, EXTREMELY LOW NOISE CMOS LDO REGULATOR AP2128**

**Typical Performance Characteristics**

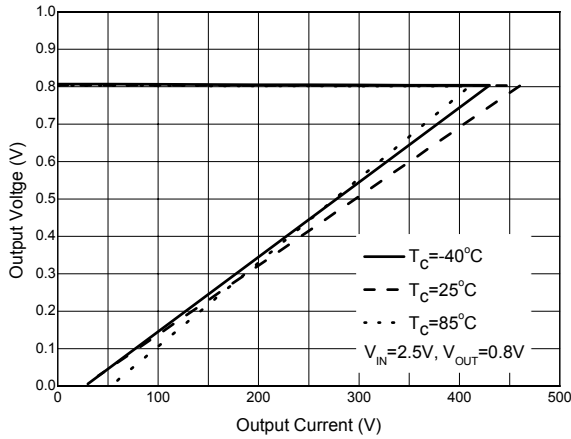


Figure 4. Output Voltage vs. Output Current

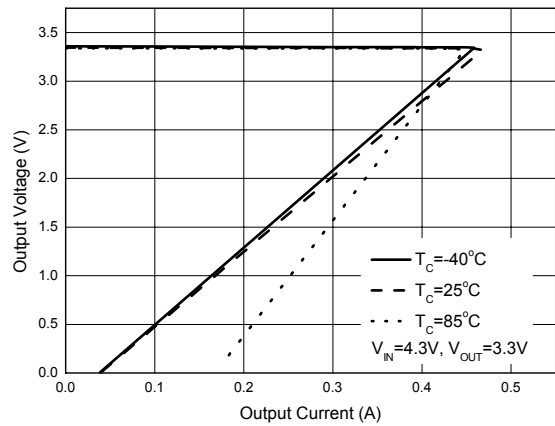


Figure 5. Output Voltage vs. Output Current

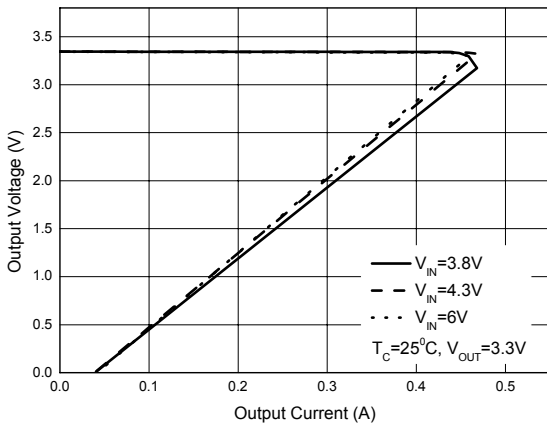


Figure 6. Output Voltage vs. Output Current

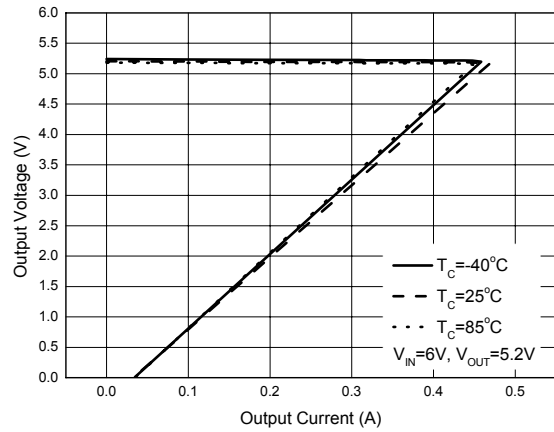


Figure 7. Output Voltage vs. Output Current



**300mA HIGH SPEED, EXTREMELY LOW NOISE CMOS LDO REGULATOR AP2128**

**Typical Performance Characteristics (Continued)**

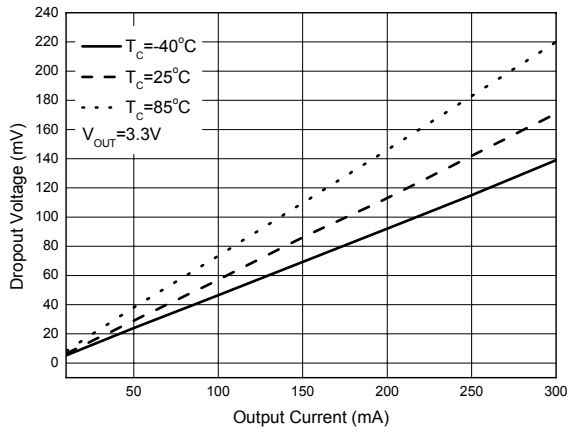


Figure 8. Dropout Voltage vs. Output Current

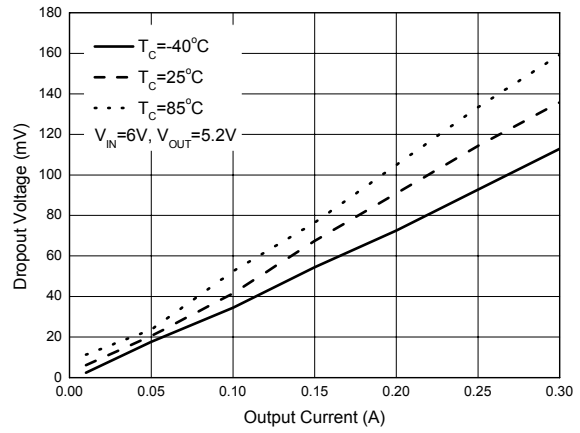


Figure 9. Dropout Voltage vs. Output Current

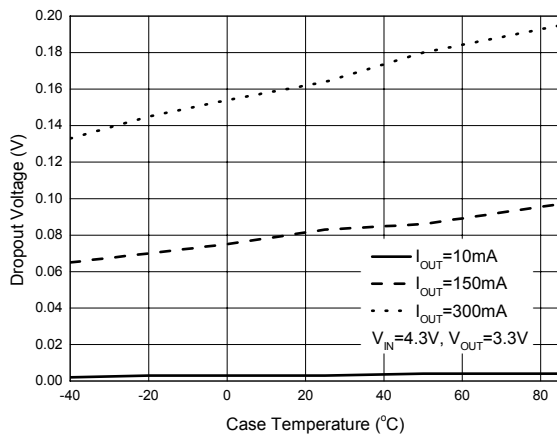


Figure 10. Dropout Voltage vs. Case Temperature

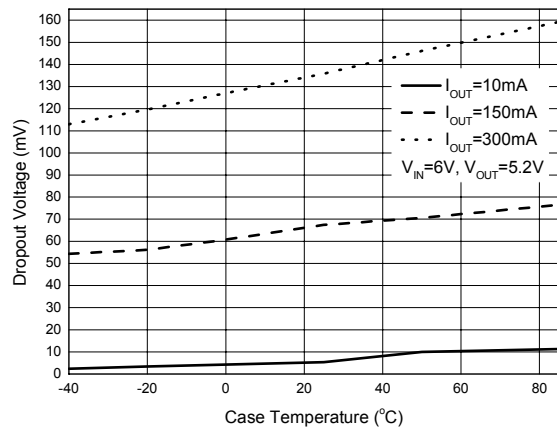


Figure 11. Dropout Voltage vs. Case Temperature



**300mA HIGH SPEED, EXTREMELY LOW NOISE CMOS LDO REGULATOR AP2128**

**Typical Performance Characteristics (Continued)**

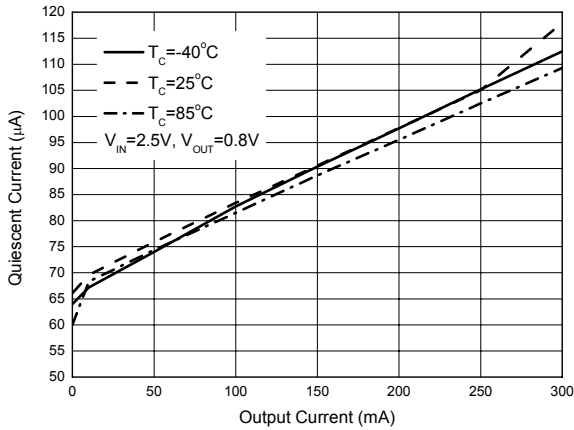


Figure 12. Quiescent Current vs. Output Current

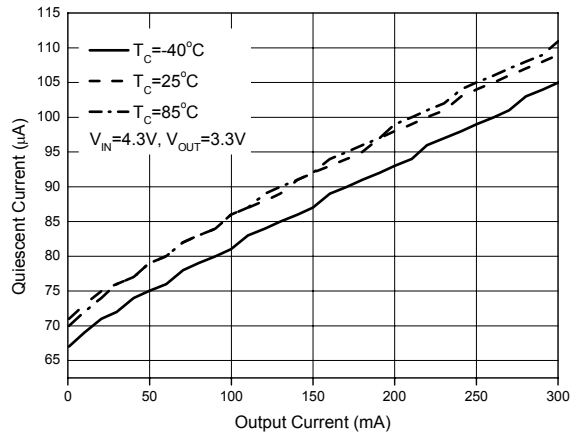


Figure 13. Quiescent Current vs. Output Current

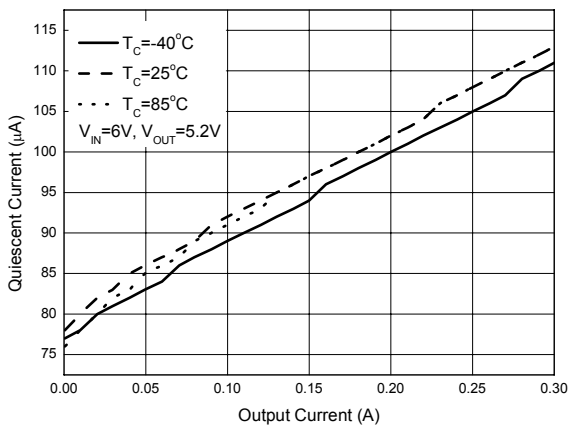


Figure 14. Quiescent Current vs. Output Current

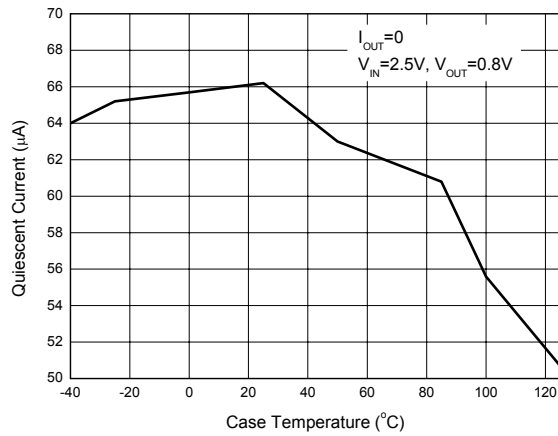


Figure 15. Quiescent Current vs. Case Temperature



**300mA HIGH SPEED, EXTREMELY LOW NOISE CMOS LDO REGULATOR AP2128**

**Typical Performance Characteristics (Continued)**

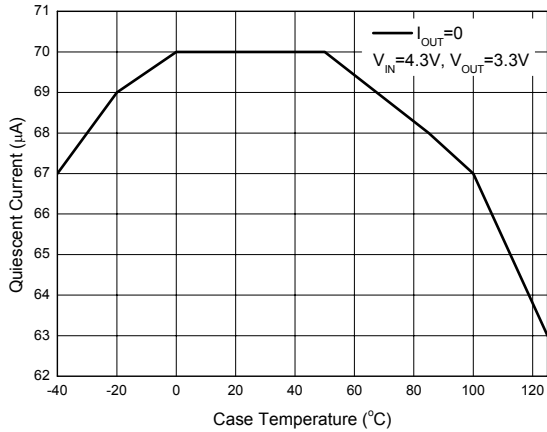


Figure 16. Quiescent Current vs. Case Temperature

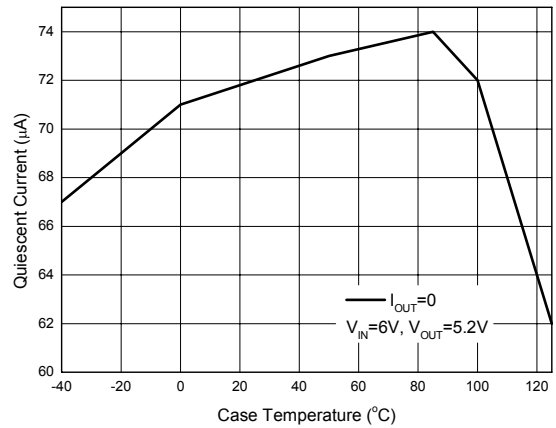


Figure 17. Quiescent Current vs. Case Temperature

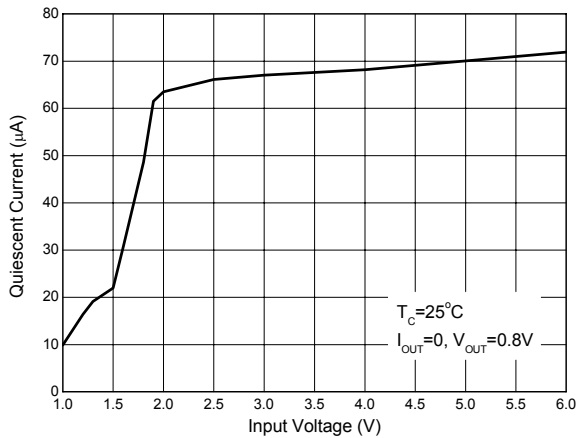


Figure 18. Quiescent Current vs. Input Voltage

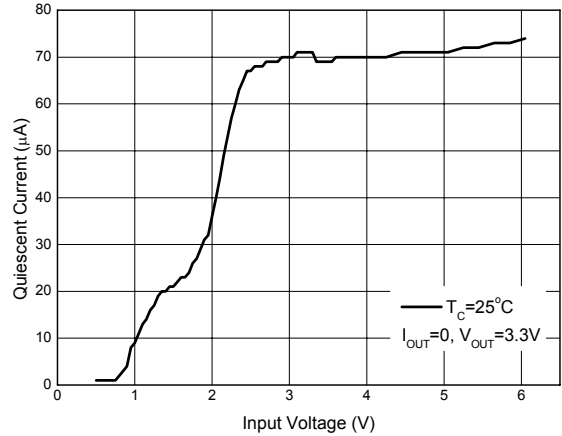


Figure 19. Quiescent Current vs. Input Voltage



**300mA HIGH SPEED, EXTREMELY LOW NOISE CMOS LDO REGULATOR AP2128**

**Typical Performance Characteristics (Continued)**

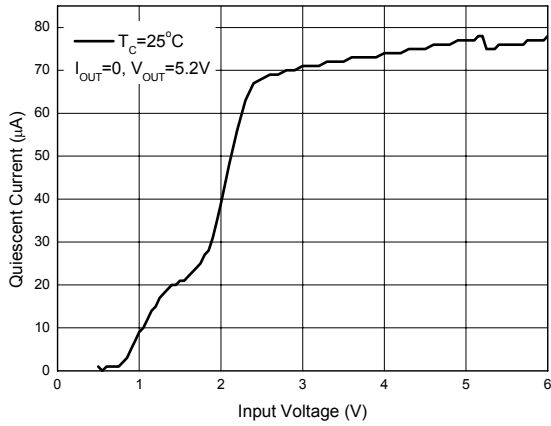


Figure 20. Quiescent Current vs. Input Voltage

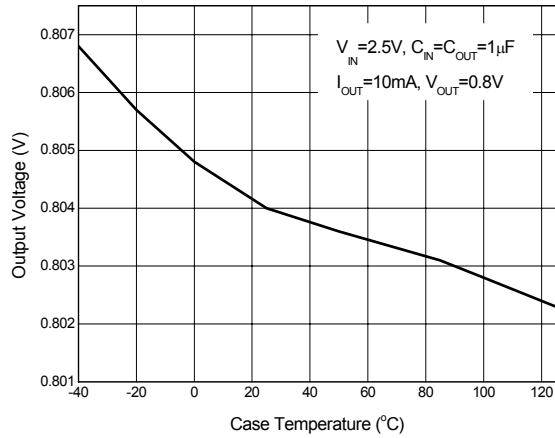


Figure 21. Output Voltage vs. Case Temperature

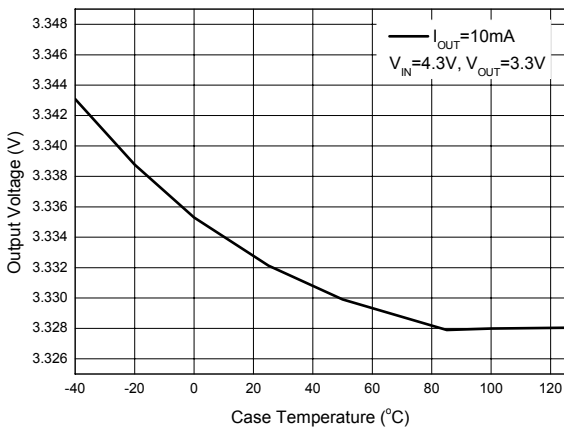


Figure 22. Output Voltage vs. Case Temperature

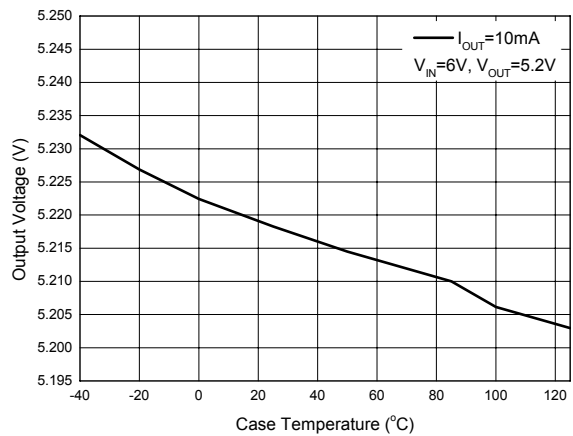


Figure 23. Output Voltage vs. Case Temperature



**300mA HIGH SPEED, EXTREMELY LOW NOISE CMOS LDO REGULATOR AP2128**

**Typical Performance Characteristics (Continued)**

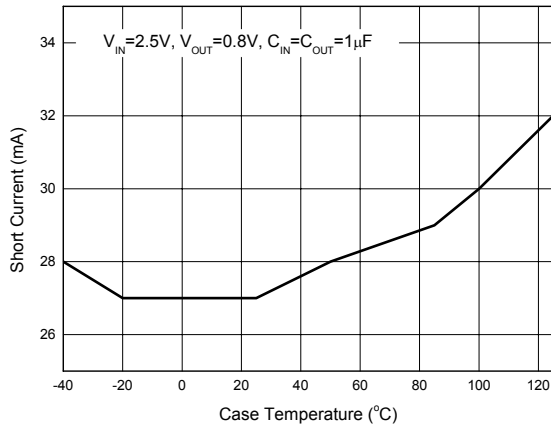


Figure 24. Short Current vs. Case Temperature

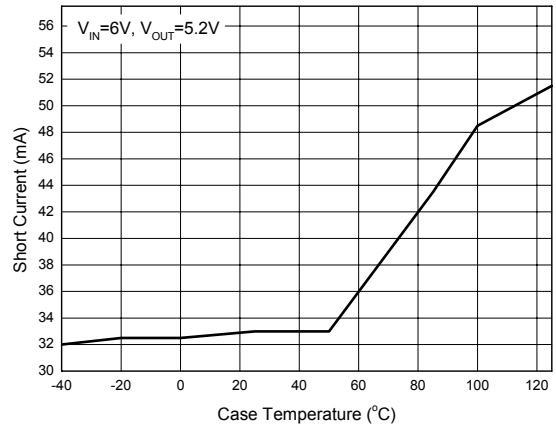


Figure 25. Short Current vs. Case Temperature

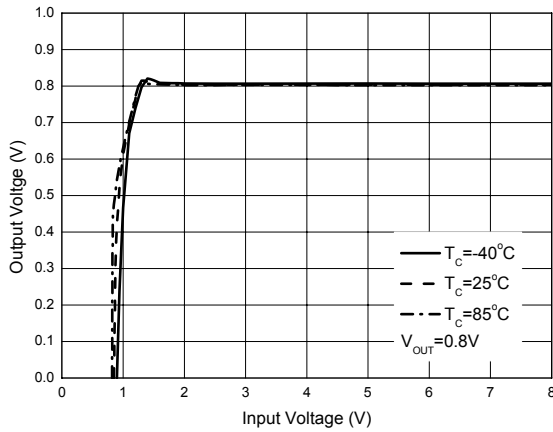


Figure 26. Output Voltage vs. Input Voltage ( $I_{OUT}=0mA$ )

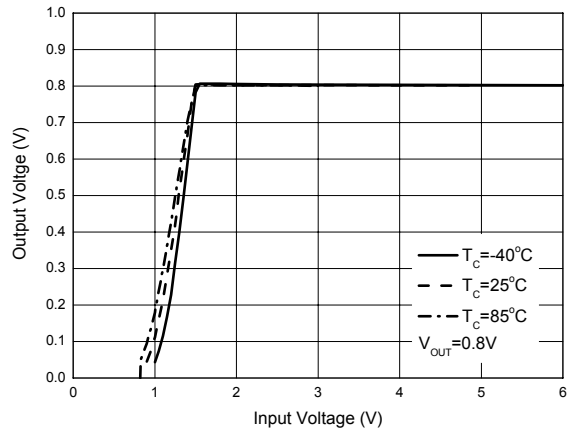


Figure 27. Output Voltage vs. Input Voltage ( $I_{OUT}=300mA$ )



**300mA HIGH SPEED, EXTREMELY LOW NOISE CMOS LDO REGULATOR AP2128**

**Typical Performance Characteristics (Continued)**

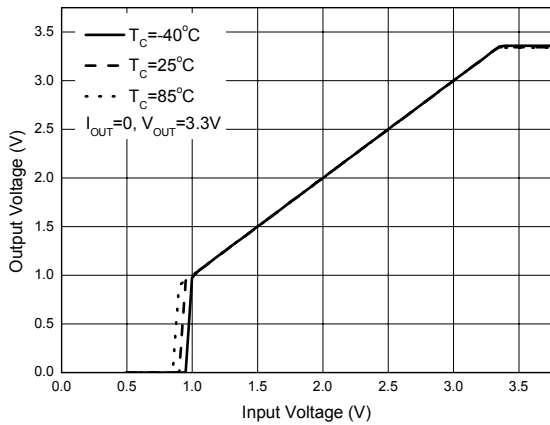


Figure 28. Output Voltage vs. Input Voltage

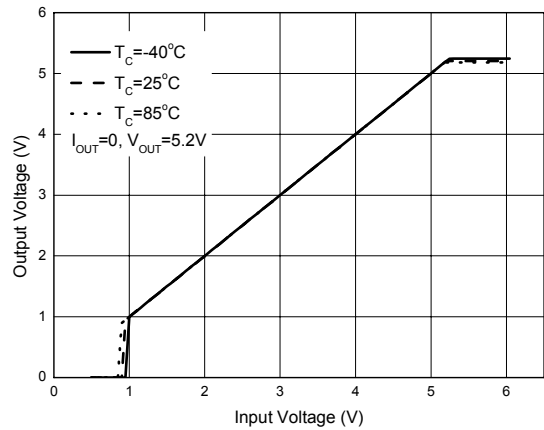


Figure 29. Output Voltage vs. Input Voltage

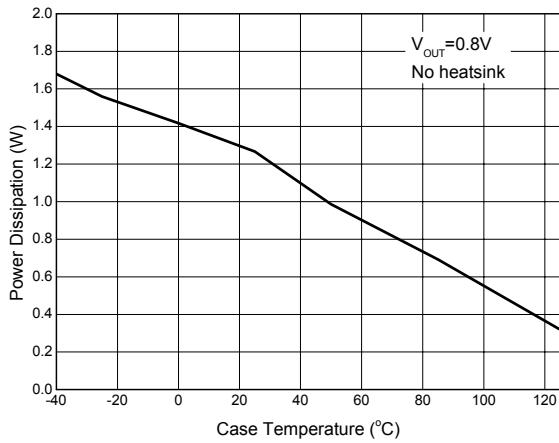


Figure 30. Power Dissipation vs. Case Temperature

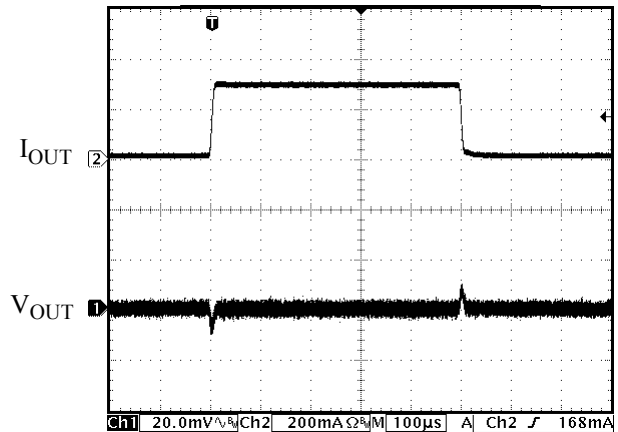


Figure 31. Load Transient  
(Conditions:  $C_{IN}=C_{OUT}=1\mu F$ ,  $V_{IN}=2.5V$ ,  $V_{OUT}=0.8V$ ,  $I_{OUT}=10mA$  to  $300mA$ )



**300mA HIGH SPEED, EXTREMELY LOW NOISE CMOS LDO REGULATOR AP2128**

**Typical Performance Characteristics (Continued)**

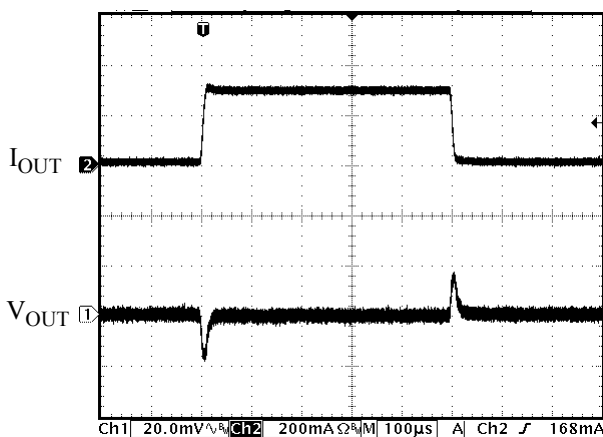


Figure 32. Load Transient

(Conditions:  $C_{IN}=C_{OUT}=1\mu F$ ,  $V_{IN}=4.4V$ ,  $V_{OUT}=3.3V$   
 $I_{OUT}=10mA$  to  $300mA$ )

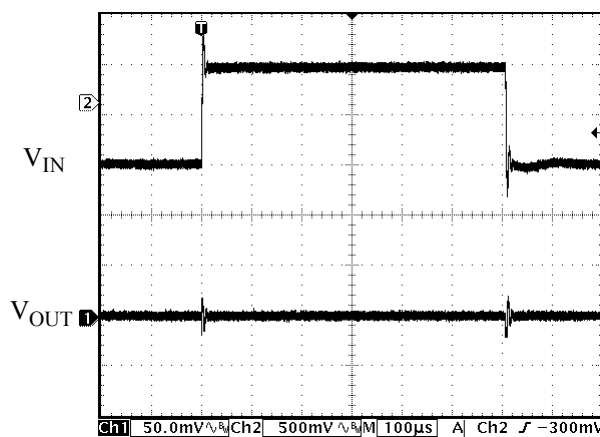


Figure 33. Line Transient

(Conditions:  $I_{OUT}=30mA$ ,  $C_{IN}=C_{OUT}=1\mu F$ ,  
 $V_{IN}=2.5$  to  $3.5V$ ,  $V_{OUT}=0.8V$ )

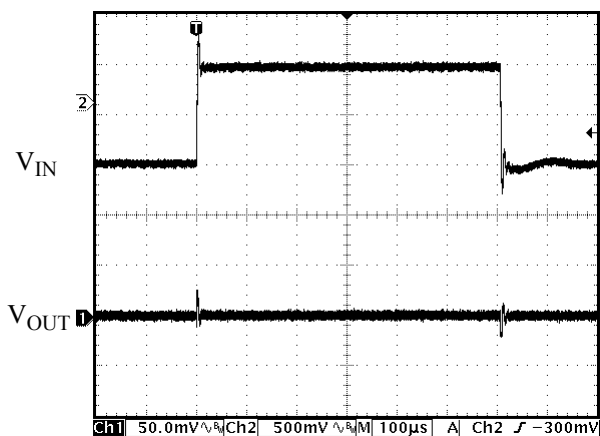


Figure 34. Line Transient

(Conditions:  $I_{OUT}=30mA$ ,  $C_{IN}=C_{OUT}=1\mu F$ ,  
 $V_{IN}=4$  to  $5V$ ,  $V_{OUT}=3.3V$ )

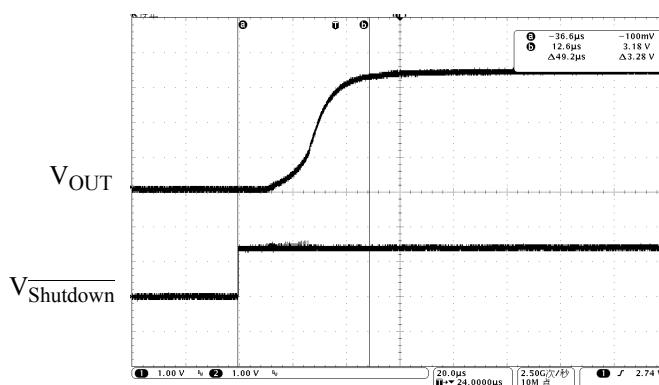


Figure 35. Soft Start Time

(Conditions:  $I_{OUT}=0mA$ ,  $C_{IN}=C_{OUT}=1\mu F$ ,  
 $V_{Shutdown}=0$  to  $2V$ ,  $V_{OUT}=3.3V$ )



**300mA HIGH SPEED, EXTREMELY LOW NOISE CMOS LDO REGULATOR AP2128**

**Typical Performance Characteristics (Continued)**

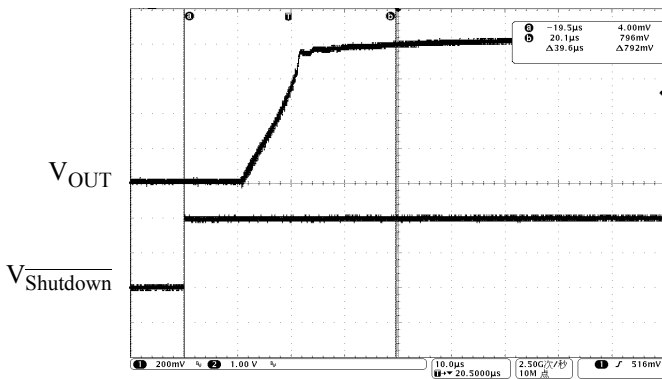


Figure 36. Soft Start Time  
 (Conditions:  $I_{OUT}=0mA$ ,  $C_{IN}=C_{OUT}=1\mu F$ ,  
 $V_{Shutdown}=0$  to  $2V$ ,  $V_{OUT}=0.8V$ )

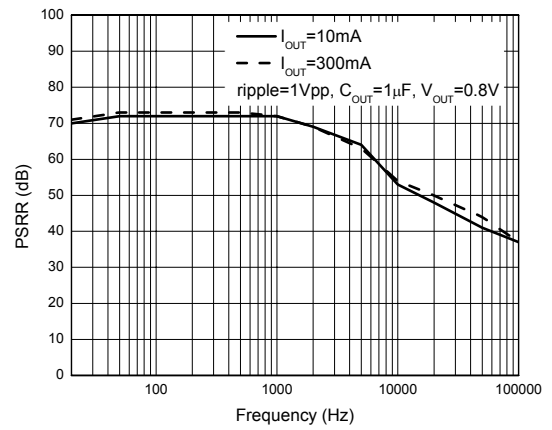


Figure 37. PSRR vs. Frequency

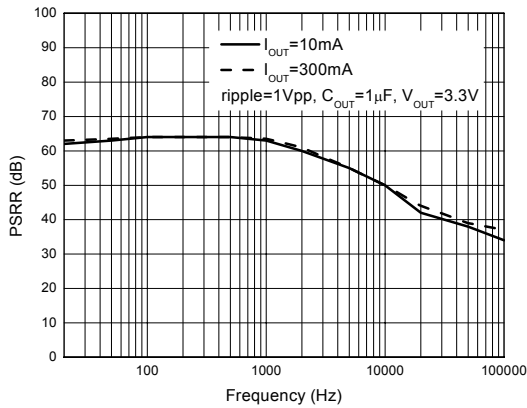


Figure 38. PSRR vs. Frequency

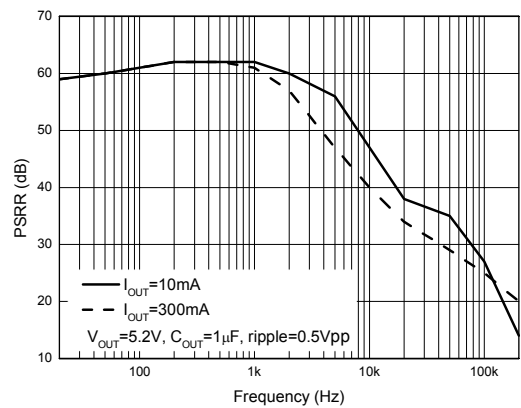
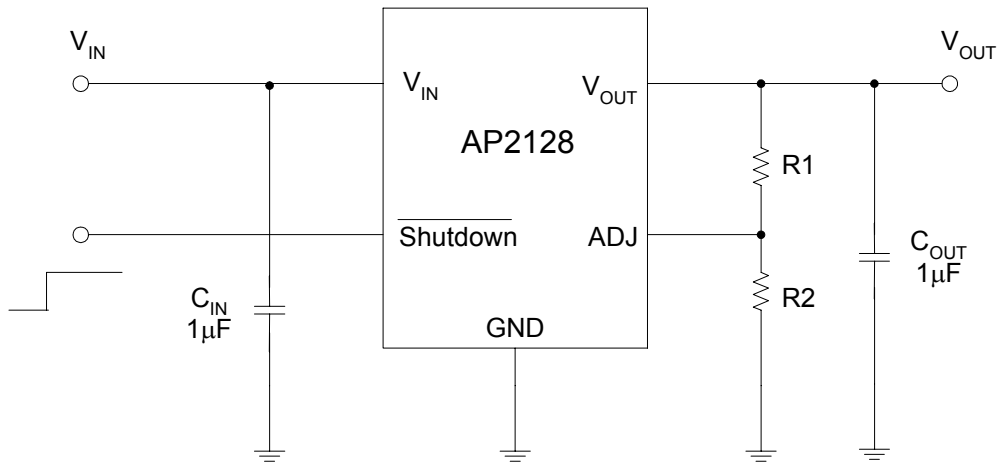
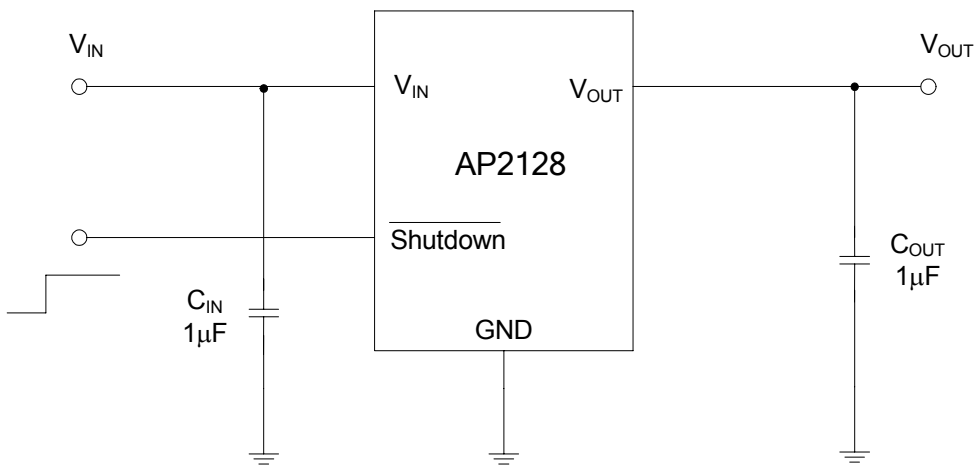


Figure 39. PSRR vs. Frequency

**Typical Application**



$$V_{OUT} = 0.8(1 + R1/R2) \text{ V}$$



$$V_{OUT} = 1.0\text{V to } 5.2\text{V}$$

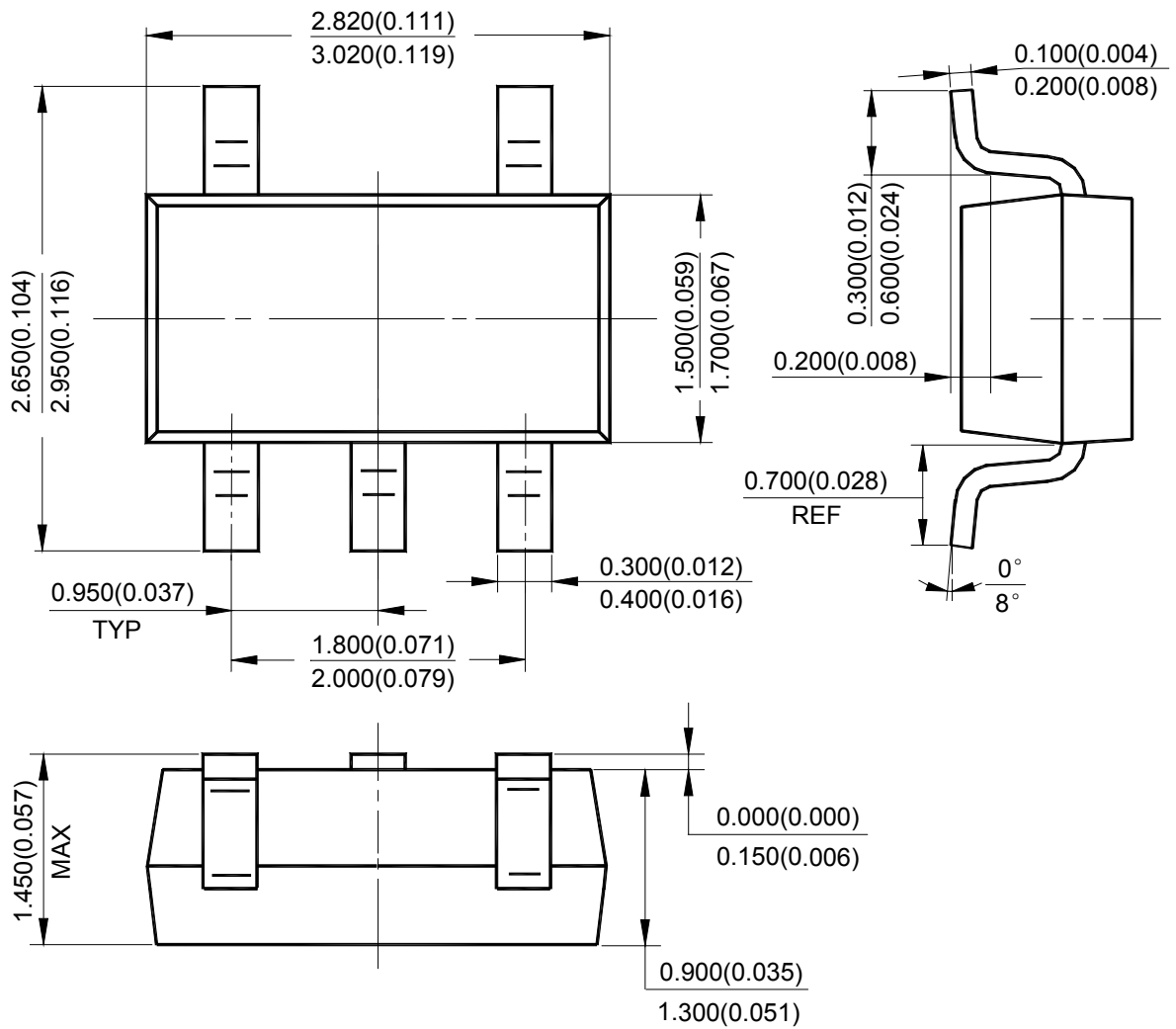
Figure 40. Typical Application of AP2128



Mechanical Dimensions

SOT-23-5

Unit: mm(inch)





## BCD Semiconductor Manufacturing Limited

<http://www.bcdsemi.com>

### IMPORTANT NOTICE

BCD Semiconductor Manufacturing Limited reserves the right to make changes without further notice to any products or specifications herein. BCD Semiconductor Manufacturing Limited does not assume any responsibility for use of any its products for any particular purpose, nor does BCD Semiconductor Manufacturing Limited assume any liability arising out of the application or use of any its products or circuits. BCD Semiconductor Manufacturing Limited does not convey any license under its patent rights or other rights nor the rights of others.

---

#### MAIN SITE

##### - Headquarters

##### BCD Semiconductor Manufacturing Limited

No. 1600, Zi Xing Road, Shanghai Zizhu Science-based Industrial Park, 200241, China  
Tel: +86-21-24162266, Fax: +86-21-24162277

##### - Wafer Fab

##### Shanghai SIM-BCD Semiconductor Manufacturing Co., Ltd.

800 Yi Shan Road, Shanghai 200233, China  
Tel: +86-21-6485 1491, Fax: +86-21-5450 0008

#### REGIONAL SALES OFFICE

##### Shenzhen Office

##### Shanghai SIM-BCD Semiconductor Manufacturing Co., Ltd., Shenzhen Office

Unit A Room 1203, Skyworth Bldg., Gaoxin Ave. 1.S., Nanshan District, Shenzhen, China  
Tel: +86-755-8826 7951  
Fax: +86-755-8826 7865

##### Taiwan Office

##### BCD Semiconductor (Taiwan) Company Limited

4F, 298-1, Rui Guang Road, Nei-Hu District, Taipei, Taiwan  
Tel: +886-2-2656 2808  
Fax: +886-2-2656 2806

##### USA Office

##### BCD Semiconductor Corp.

30920 Huntwood Ave. Hayward, CA 94544, USA  
Tel : +1-510-324-2988  
Fax: +1-510-324-2788

## Looking for pricing, stock, or lifecycle information?

Click below to explore more details on WIN SOURCE:

-  [View AP2128K-3.3TR on WIN SOURCE](#)
-  [Diodes Incorporated Information](#)

## Optimize Your Supply Chain with WIN SOURCE Solutions

-  Global Sourcing Solution
-  Obsolete Management
-  Cost Control Management
-  Shortage Management
-  Alternative Solution
-  Excess Inventory Management