



THE DATASHEET OF TST30L150CW



30A, 100V - 200V Trench Schottky Rectifier

FEATURES

- Patented Trench Schottky technology
- Excellent high temperature stability
- Low forward voltage
- Low power loss/ High efficiency
- High forward surge capability
- RoHS Compliant
- Halogen-free according to IEC 61249-2-21


APPLICATIONS

- Switching mode power supply (SMPS)
- Adapters
- DC to DC converters

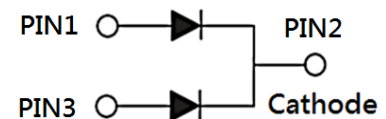
MECHANICAL DATA

- Case: TO-220AB
- Molding compound meets UL 94V-0 flammability rating
- Terminal: Matte tin plated leads, solderable per J-STD-002
- Mounting torque: 0.56 N·m maximum
- Meet JESD 201 class 1A whisker test
- Polarity: As marked
- Weight: 1.88g (approximately)

| KEY PARAMETERS | | |
|----------------|-----------|------|
| PARAMETER | VALUE | UNIT |
| I_F | 30 | A |
| V_{RRM} | 100 - 200 | V |
| I_{FSM} | 200 | A |
| T_{JMAX} | 150 | °C |
| Package | TO-220AB | |
| Configuration | Dual dies | |



TO-220AB



| ABSOLUTE MAXIMUM RATINGS ($T_A = 25^\circ\text{C}$ unless otherwise noted) | | | | | | |
|--|--------------|-----------------|-----------------|-----------------|-----------------|------------------|
| PARAMETER | SYMBOL | TST30H 100CW | TST30H 120CW | TST30H 150CW | TST30H 200CW | UNIT |
| Marking code on the device | | TST30H 100CW | TST30H 120CW | TST30H 150CW | TST30H 200CW | |
| Repetitive peak reverse voltage | V_{RRM} | 100 | 120 | 150 | 200 | V |
| Reverse voltage, total rms value | $V_{R(RMS)}$ | 70 | 84 | 105 | 140 | V |
| Forward current | I_F | 30 | | | | A |
| Surge peak forward current, 8.3ms single half sine wave superimposed on rated load | I_{FSM} | 200 | | | | A |
| Critical rate of rise of off-state voltage | dv/dt | 10,000 | | | | V/ μs |
| Junction temperature | T_J | -55 to +150 | | | | °C |
| Storage temperature | T_{STG} | -55 to +150 | | | | °C |

| THERMAL PERFORMANCE | | | | |
|-------------------------------------|----------------------------|-----------------|------------|---------------|
| PARAMETER | | SYMBOL | TYP | UNIT |
| Junction-to-case thermal resistance | TST30H100CW TST30H120CW | $R_{\theta JC}$ | 2.2 | $^{\circ}C/W$ |
| Junction-to-case thermal resistance | TST30H150CW TST30H200CW | $R_{\theta JC}$ | 3.0 | $^{\circ}C/W$ |

| ELECTRICAL SPECIFICATIONS ($T_A = 25^{\circ}C$ unless otherwise noted) | | | | | | |
|--|----------------------------|---------------------------------|---------------|------------|------------|-------------|
| PARAMETER | | CONDITIONS | SYMBOL | TYP | MAX | UNIT |
| Forward voltage per diode ⁽¹⁾ | TST30H100CW | $I_F = 15A, T_J = 25^{\circ}C$ | V_F | 0.69 | 0.78 | V |
| | TST30H120CW | | | 0.75 | 0.88 | V |
| | TST30H150CW | | | 0.81 | 0.90 | V |
| | TST30H200CW | | | 0.84 | 0.92 | V |
| | TST30H100CW | $I_F = 15A, T_J = 125^{\circ}C$ | | 0.61 | 0.68 | V |
| | TST30H120CW | | | 0.64 | 0.75 | V |
| | TST30H150CW | | | 0.68 | 0.77 | V |
| | TST30H200CW | | | 0.70 | 0.79 | V |
| Reverse current @ rated V_R per diode ⁽²⁾ | TST30H100CW TST30H120CW | $T_J = 25^{\circ}C$ | I_R | - | 250 | μA |
| | TST30H150CW TST30H200CW | $T_J = 25^{\circ}C$ | | - | 150 | μA |
| | TST30H100CW TST30H120CW | $T_J = 125^{\circ}C$ | | - | 35 | mA |
| | TST30H150CW TST30H200CW | | | - | 20 | mA |

Notes:

1. Pulse test with PW = 0.3ms
2. Pulse test with PW = 30ms

| ORDERING INFORMATION | | |
|------------------------------------|----------------|----------------|
| ORDERING CODE⁽¹⁾ | PACKAGE | PACKING |
| TST30HxCW | TO-220AB | 50 / Tube |

Notes:

1. "x" defines voltage from 100V(TST30H100CW) to 200V(TST30H200CW)

CHARACTERISTICS CURVES

($T_A = 25^\circ\text{C}$ unless otherwise noted)

Fig.1 Forward Current Derating Curve

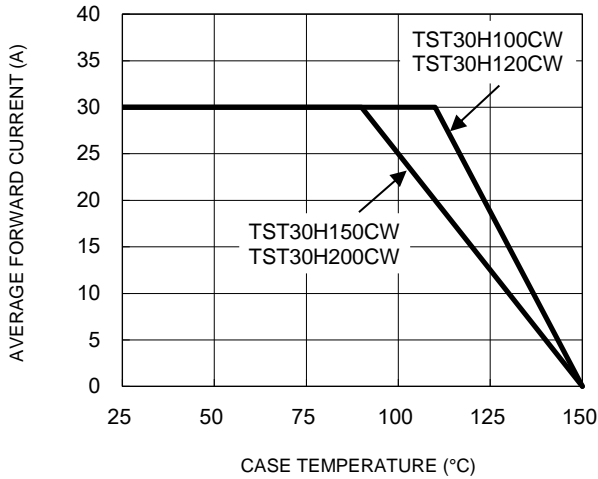


Fig.2 Typical Junction Capacitance

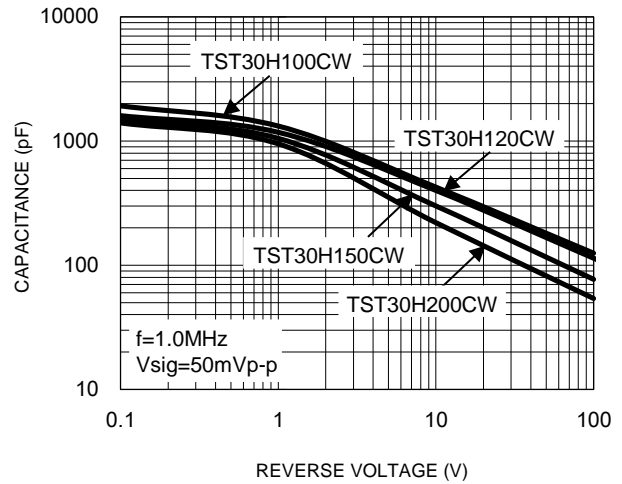


Fig.3 Typical Reverse Characteristics

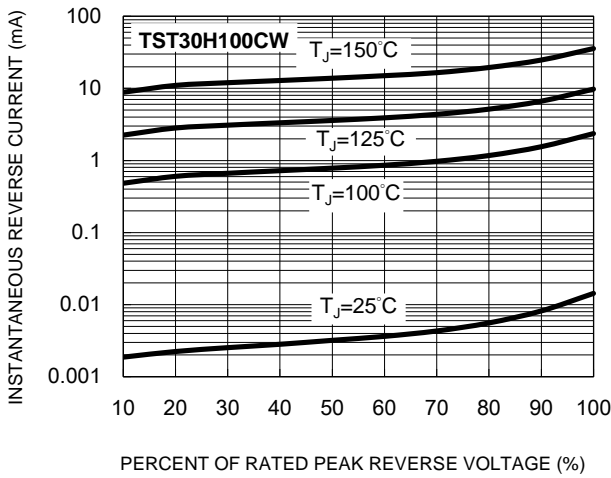


Fig.4 Typical Forward Characteristics

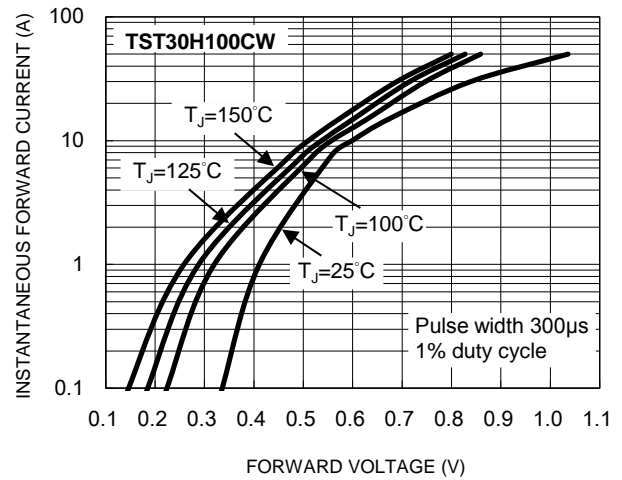


Fig.5 Typical Reverse Characteristics

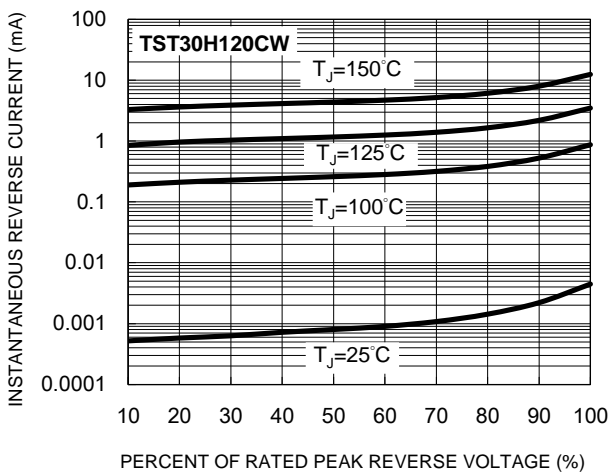
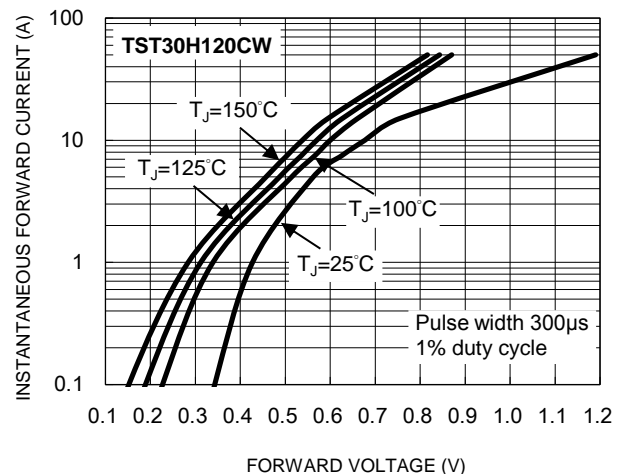


Fig.6 Typical Forward Characteristics



CHARACTERISTICS CURVES

($T_A = 25^\circ\text{C}$ unless otherwise noted)

Fig.7 Typical Reverse Characteristics

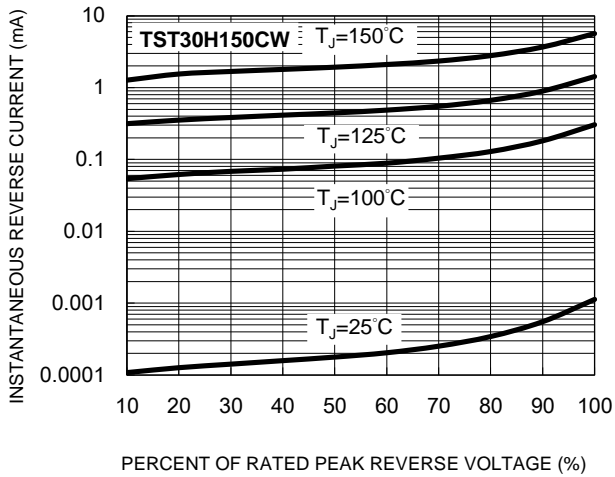


Fig.8 Typical Forward Characteristics

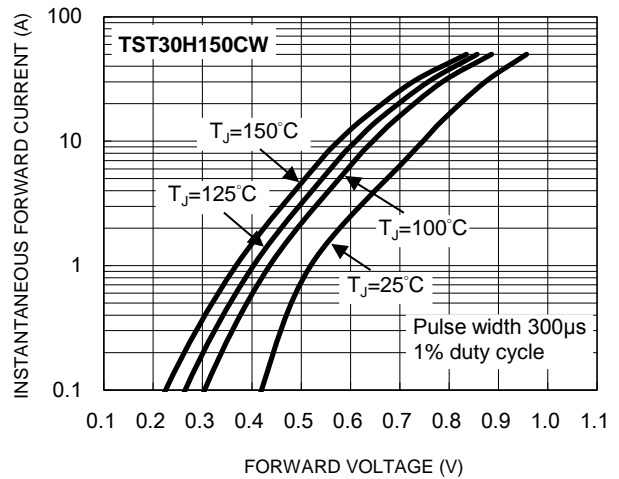


Fig.9 Typical Reverse Characteristics

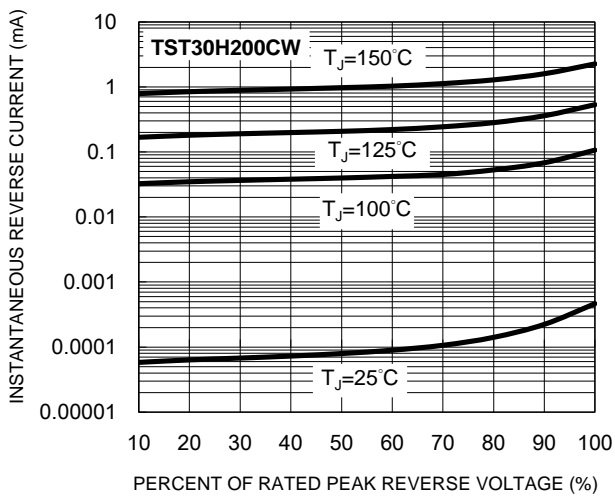
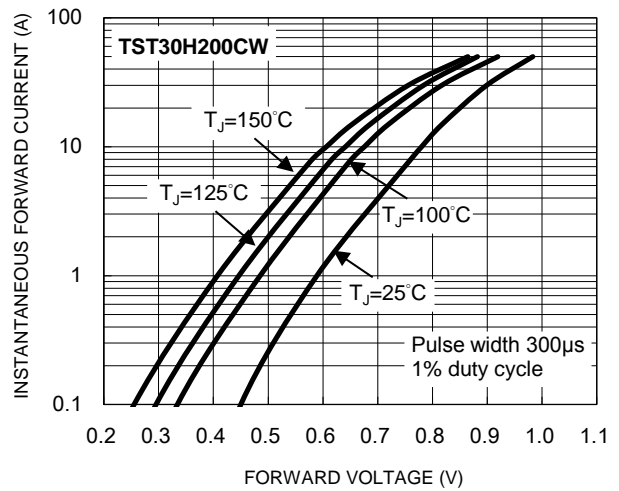
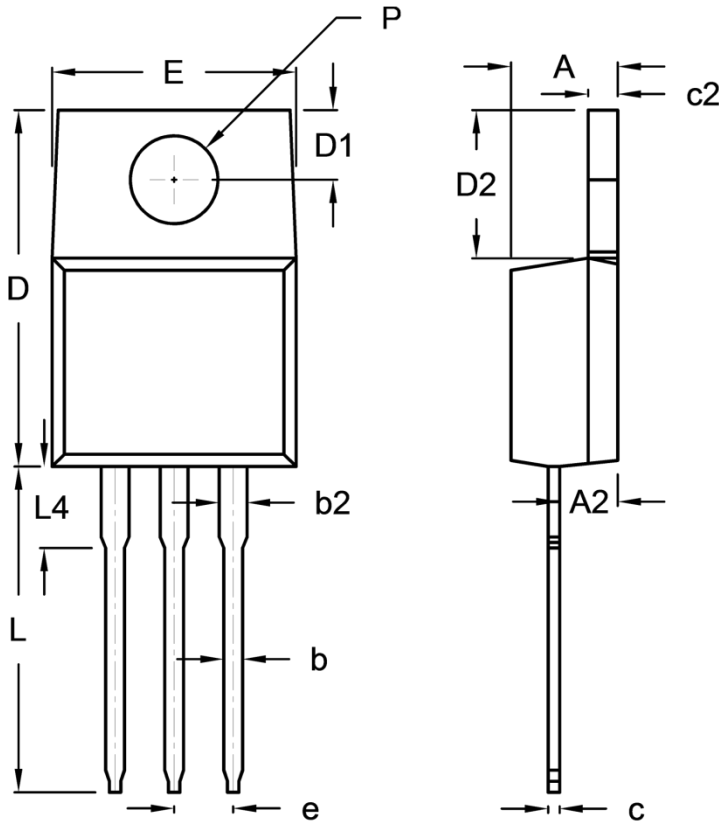


Fig.10 Typical Forward Characteristics



PACKAGE OUTLINE DIMENSIONS

TO-220AB



| DIM. | Unit (mm) | | Unit (inch) | |
|------|-----------|-------|-------------|-------|
| | Min. | Max. | Min. | Max. |
| A | 4.42 | 4.76 | 0.174 | 0.187 |
| A2 | 2.20 | 2.80 | 0.087 | 0.110 |
| b | 0.68 | 0.94 | 0.027 | 0.037 |
| b2 | 0.95 | 1.45 | 0.037 | 0.057 |
| c | 0.35 | 0.64 | 0.014 | 0.025 |
| c2 | 1.14 | 1.40 | 0.045 | 0.055 |
| D | 14.60 | 16.00 | 0.575 | 0.630 |
| D1 | 2.54 | 3.44 | 0.100 | 0.135 |
| D2 | 5.84 | 6.86 | 0.230 | 0.270 |
| E | - | 10.50 | - | 0.413 |
| e | 2.41 | 2.67 | 0.095 | 0.105 |
| L | 13.19 | 14.79 | 0.519 | 0.582 |
| L4 | 2.80 | 4.20 | 0.110 | 0.165 |
| P | 3.54 | 4.00 | 0.139 | 0.157 |

MARKING DIAGRAM



- P/N = Marking Code
- G = Green Compound
- YWW = Date Code
- F = Factory Code

Notice

Specifications of the products displayed herein are subject to change without notice. TSC or anyone on its behalf assumes no responsibility or liability for any errors or inaccuracies.



Purchasers are solely responsible for the choice, selection, and use of TSC products and TSC assumes no liability for application assistance or the design of Purchasers' products.

Information contained herein is intended to provide a product description only. No license, express or implied, to any intellectual property rights is granted by this document. Except as provided in TSC's terms and conditions of sale for such products, TSC assumes no liability whatsoever, and disclaims any express or implied warranty, relating to sale and/or use of TSC products including liability or warranties relating to fitness for a particular purpose, merchantability, or infringement of any patent, copyright, or other intellectual property right.



The products shown herein are not designed for use in medical, life-saving, or life-sustaining applications. Customers using or selling these products for use in such applications do so at their own risk and agree to fully indemnify TSC for any damages resulting from such improper use or sale.

Looking for pricing, stock, or lifecycle information?

Click below to explore more details on WIN SOURCE:

-  [View TST30L150CW](#) on WIN SOURCE
-  [Taiwan Semiconductor](#) Information

Optimize Your Supply Chain with WIN SOURCE Solutions

-  Global Sourcing Solution
-  Obsolete Management
-  Cost Control Management
-  Shortage Management
-  Alternative Solution
-  Excess Inventory Management