



**THE DATASHEET OF  
2038-42-SM-RPLF**





## Features

- Balanced Mini-TRIGARD™ (5 mm diameter, 7.5 mm length)
- Ideal for board level protection of broadband circuits
- Symmetrical breakdown voltage (L-L, L-G)
- Leadless, surface mount for economical assembly
- High surge current rating, low insertion loss
- Stable breakdown throughout life
- RoHS compliant\* versions available

## 2038 Series Miniature Symmetrical 3-Electrode Surface Mount Gas Discharge Tube

Bourns offers a symmetrical surface mount (SM) 3-electrode GDT surge protection device. The industry-leading quality and features of the Bourns® miniature-TRIGARD™ series GDT continue in the 2038 symmetrical version. The 2038 series is ideal for board level protection of high bandwidth applications such as xDSL, cable broadband and high speed Ethernet, due to its symmetrical turn on characteristics as well as high energy-handling capability, long and stable life performance and low capacitance of less than 1 pF. The 2038 series breakdown voltages are nearly equal line to line as well as line to ground. Bourns® Gas Discharge Tubes (GDT) are designed to prevent damage from transient disturbances by acting as a “crowbar” in creating a virtual short-to-ground circuit during conduction. When an electrical surge exceeds the defined breakdown voltage level of the GDT, the gas becomes ionized and rapid conduction takes place. When the surge passes and the system voltage returns to normal levels, the GDT returns to its high-impedance (off) state.

### Characteristics



Test Methods per ITU-T K.12, IEEE C62.31 and IEC 61643-311 GDT standards.

Characteristic	Model No.				
	2038-15-SM	2038-20-SM	2038-23-SM	2038-30-SM	2038-35-SM
DC Sparkover ± 25 % @ 100 V/s L1/L2 to Gnd <sup>(1)</sup>	150 V	200 V	230 V	300 V	350 V
Typical Impulse Sparkover <sup>(2)</sup> L1/L2 to Gnd 100V/μs	350 V	425 V	450 V	500 V	600 V
	500 V	575 V	600 V	650 V	750 V

Characteristic	Model No.				
	2038-42-SM	2038-47-SM	2038-60-SM	2038-80-SM	2038-110-SM
DC Sparkover ± 25 % @ 100 V/s L1/L2 to Gnd <sup>(1)</sup>	420 V	470 V	600 V	800 V	1100 V
Typical Impulse Sparkover <sup>(2)</sup> L1/L2 to Gnd 100V/μs	675 V	750 V	850 V	1150 V	1500 V
	850 V	950 V	1100 V	1400 V	1700 V

Impulse Transverse Delay .....	100 V/μs .....	< 50 ns
Insulation Resistance (IR) .....	100 V .....	> 10 <sup>9</sup> Ω
Glow Voltage .....	10 mA .....	~ 70 V
Arc Voltage .....	1 A .....	~ 10 V
Glow-Arc Transition Current .....		< 0.5 A
Capacitance .....	1 MHz .....	< 1 pF
DC Holdover Voltage <sup>(3)</sup> .....	135 V (80 V for Model 2038-15) .....	< 150 ms
Impulse Discharge Current .....	10000 A, 8/20 μs <sup>(4)</sup> .....	1 operation min.
	5000 A, 8/20 μs .....	> 10 operations
	200 A, 10/1000 μs .....	> 300 operations
	200 A, 10/700 μs .....	> 500 operations
	10 A, 10/1000 μs .....	> 1500 operations
Alternating Discharge Current .....	10 Arms, 1 s <sup>(4)</sup> .....	1 operation min.
	5 Arms, 1 s .....	> 10 operations
Operating Temperature .....		-40 to +90 °C
Climatic Category (IEC 60068-1) .....		40/90/21
Moisture Sensitivity Level .....		1
ESD Classification (HBM) .....		6

### Notes:

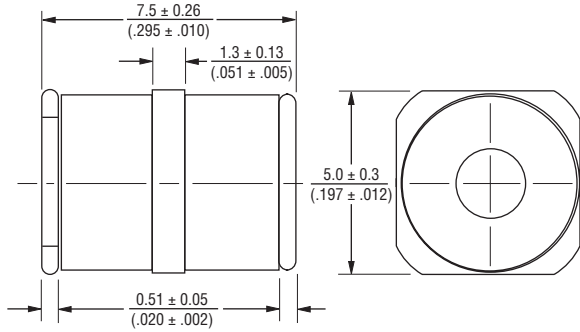
- 2038-15 through 2038-35 UL Recognized , file E153537.
  - 2038-80 & 2038-110 UL Recognized , file E313168 (UL 1449).
  - The rated discharge current for Mini-TRIGARD™ GDTs is the total current equally divided between each line to ground.
  - Surface Mount (SM) parts may show a temporary increase in DCBD after the solder reflow process. Most devices will recover within 24 hours time. It should be noted that there is no quality defect nor change in protection levels during the temporary change in DCBD.
  - Sparkover limits after life ±30 %. IR > 10<sup>8</sup> Ω.
  - Operating characteristics per RUS PE-80 and Telcordia GR 1361 available on request.
  - At delivery AQL 0.65 Level II, DIN ISO 2859.
  - Bourns recommends reflowing surface mount devices per IPC/JEDEC J-STD-020 rev D.
- <sup>(1)</sup> Line to Line DC Sparkover tolerance typically less than +30 % at 100 V/s.  
<sup>(2)</sup> Impulse Sparkover voltage is defined as typical values of distribution.  
<sup>(3)</sup> Network applied.  
<sup>(4)</sup> DC Sparkover may exceed ±30 % but will continue to protect without venting.

\*RoHS Directive 2002/95/EC Jan. 27, 2003 including annex and RoHS Recast 2011/65/EU June 8, 2011.

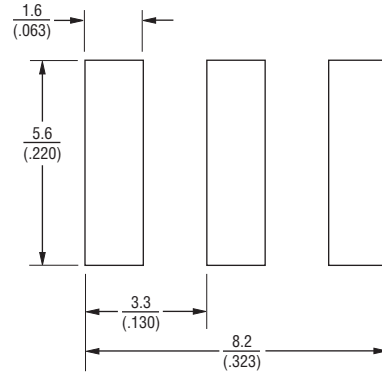
Specifications are subject to change without notice.

The device characteristics and parameters in this data sheet can and do vary in different applications and actual device performance may vary over time. Users should verify actual device performance in their specific applications.

**Product Dimensions**



**Recommended Pad Layout**



DIMENSIONS:  $\frac{\text{MM}}{\text{(INCHES)}}$

**How to Order**

2038 - xx - SM - RP LF

- Model Number Designator \_\_\_\_\_
- Voltage (Divided by 10) \_\_\_\_\_
- Surface Mount \_\_\_\_\_
- Packaging Options\* \_\_\_\_\_
  - Blank = Bulk Packaging (Standard)
  - RP = Reelpack - 1000 pcs./reel (Optional)
  - RP2 = Reelpack - 1000 pcs./reel (Optional)
- RoHS Compliant Option \_\_\_\_\_
  - Blank = Standard Product
  - LF = RoHS Compliant Product

\*The optional -RP & -RP2 reelpacks contain 1000 pcs./reel. The reels are 330 mm (13 inches) in diameter. The -RP reelpack is 18 mm (0.71 inches) wide. The -RP2 reelpack is 26 mm (1.02 inches) wide.

Specifications are subject to change without notice. The device characteristics and parameters in this data sheet can and do vary in different applications and actual device performance may vary over time. Users should verify actual device performance in their specific applications.

## 2038 Series Miniature Symmetrical 3-Electrode Surface Mount Gas Discharge Tube

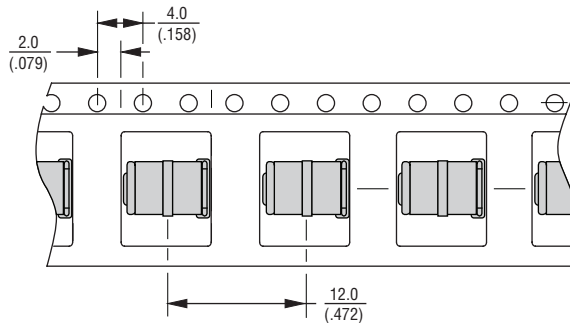
**BOURNS®**

### Packaging Specifications

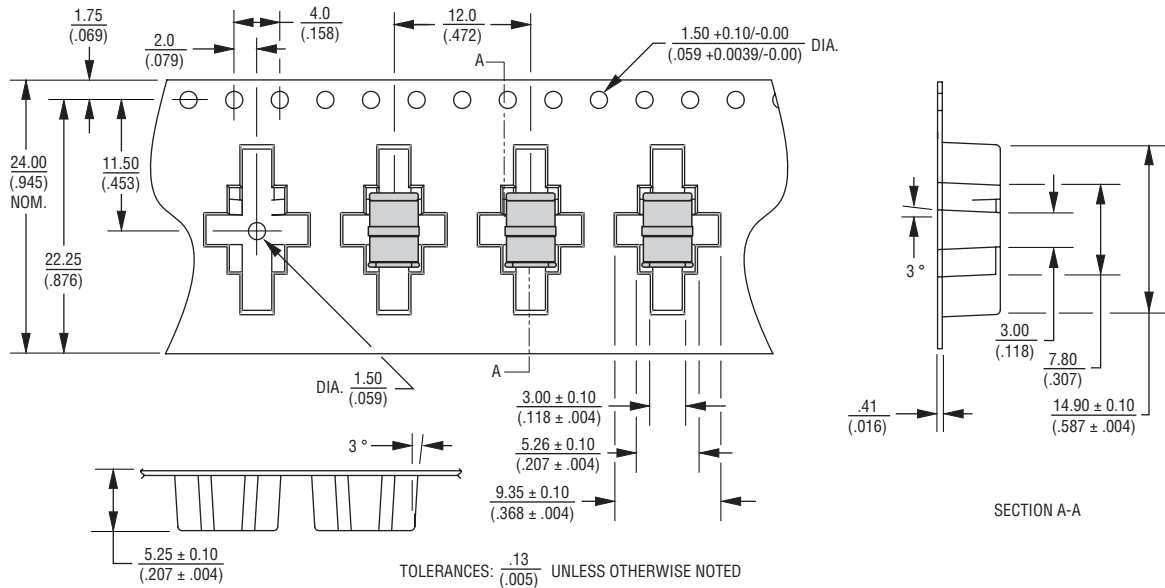
The Model 2038-xx-SM ships standard bulk pack, 250 pieces per bag, 4 bags per box.

The optional -RP & -RP2 reelpacks contain 1000 pcs./reel. The reels are 330 mm (13 inches) in diameter. The -RP reelpack is 18 mm (0.71 inches) wide. The -RP2 reelpack is 26 mm (1.02 inches) wide.

-RP



-RP2





REV. N 05/18

Specifications are subject to change without notice.

The device characteristics and parameters in this data sheet can and do vary in different applications and actual device performance may vary over time. Users should verify actual device performance in their specific applications.

## Looking for pricing, stock, or lifecycle information?

Click below to explore more details on WIN SOURCE:

-  [View 2038-42-SM-RPLF on WIN SOURCE](#)
-  [Bourns Inc. Information](#)

## Optimize Your Supply Chain with WIN SOURCE Solutions

-  Global Sourcing Solution
-  Obsolete Management
-  Cost Control Management
-  Shortage Management
-  Alternative Solution
-  Excess Inventory Management