



**THE DATASHEET OF
ZTX449STZ**



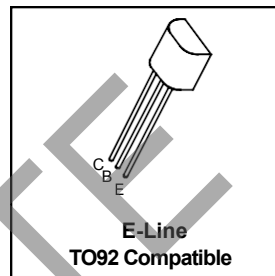
NPN SILICON PLANAR MEDIUM POWER TRANSISTOR

ZTX449

ISSUE3

FEATURES

- * 30 Volt V_{CEO}
- * 1 Amp continuous current
- * $P_{tot} = 1$ Watt



ABSOLUTE MAXIMUM RATINGS.

PARAMETER	SYMBOL	VALUE	UNIT
Collector-Base Voltage	V_{CBO}	50	V
Collector-Emitter Voltage	V_{CEO}	30	V
Emitter-Base Voltage	V_{EBO}	5	V
Peak Pulse Current	I_{CM}	2	A
Continuous Collector Current	I_C	1	A
Power Dissipation at $T_{amb} = 25^\circ\text{C}$	P_{tot}	1	W
Operating and Storage Temperature Range	$T_j; T_{stg}$	-55 to +200	$^\circ\text{C}$

ELECTRICAL CHARACTERISTICS (at $T_{amb} = 25^\circ\text{C}$ unless otherwise stated).

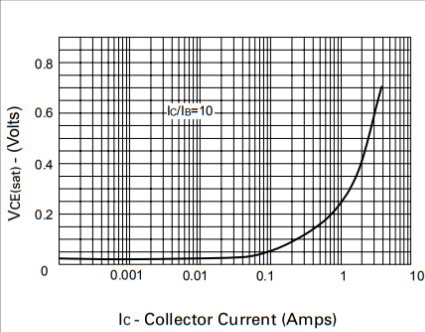
PARAMETER	SYMBOL	MIN.	TYP.	MAX.	UNIT	CONDITIONS.
Collector-Base Breakdown Voltage	$V_{(BR)CBO}$	50			V	$I_C = 100\mu\text{A}, I_E = 0$
Collector-Emitter Breakdown Voltage	$V_{(BR)CEO}$	30			V	$I_C = 10\text{mA}, I_B = 0$
Emitter-Base Breakdown Voltage	$V_{(BR)EBO}$	5			V	$I_E = 100\mu\text{A}, I_C = 0$
Collector Cut-Off Current	I_{CBO}			0.1 10	μA	$V_{CB} = 40\text{V}$ $V_{CB} = 40\text{V}, T_{amb} = 100^\circ\text{C}$
Emitter Cut-Off Current	I_{EBO}			0.1	μA	$V_{EB} = 4\text{V}, I_C = 0$
Collector-Emitter Saturation Voltage	$V_{CE(sat)}$			0.5 1	V	$I_C = 1\text{A}, I_B = 100\text{mA}^*$ $I_C = 2\text{A}, I_B = 200\text{mA}^*$
Base-Emitter Saturation Voltage	$V_{BE(sat)}$			1.25	V	$I_C = 1\text{A}, I_B = 100\text{mA}^*$
Base-Emitter Turn-on Voltage	$V_{BE(on)}$			1	V	$I_C = 1\text{A}, V_{CE} = 2\text{V}^*$
Static Forward Current Transfer Ratio	f_E	0 100 80 40		300		$I_C = 50\text{mA}, V_{CE} = 2\text{V}^*$ $I_C = 500\text{mA}, V_{CE} = 2\text{V}^*$ $I_C = 1\text{A}, V_{CE} = 2\text{V}^*$ $I_C = 2\text{A}, V_{CE} = 2\text{V}^*$
Transition Frequency	f_T	150			MHz	$I_C = 50\text{mA}, V_{CE} = 10\text{V}$ $f = 100\text{MHz}$
Output Capacitance	C_{obo}			15	pF	$V_{CB} = 10\text{V}, f = 1\text{MHz}$

*Measured under pulsed conditions. Pulse width = 300 μs . Duty cycle $\leq 2\%$

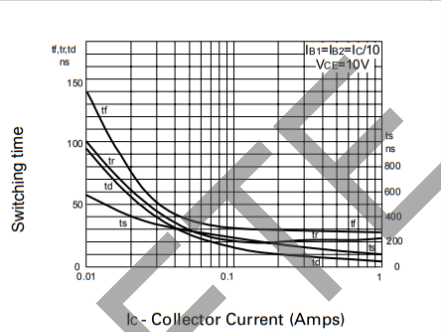
OBSELETE – PART DISCONTINUED

ZTX449

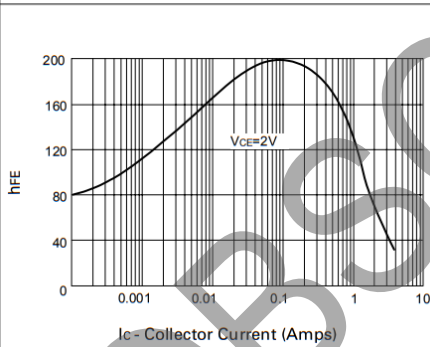
TYPICAL CHARACTERISTICS



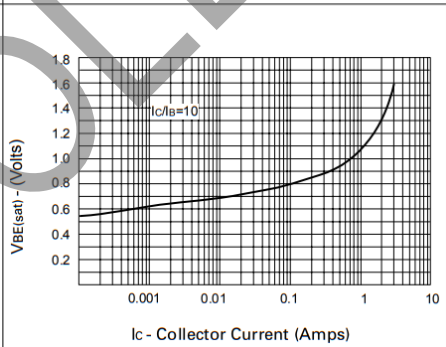
$V_{CE(sat)}$ v I_C



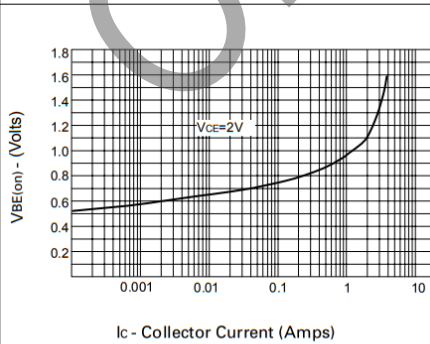
Switching Speeds



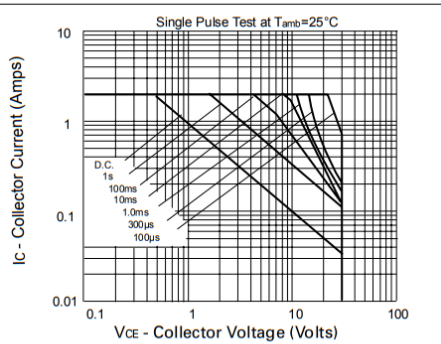
h_{FE} v I_C



$V_{BE(sat)}$ v I_C





$V_{BE(on)}$ v I_C







Safe Operating Area

Looking for pricing, stock, or lifecycle information?

Click below to explore more details on WIN SOURCE:

-  [View ZTX449STZ on WIN SOURCE](#)
-  [Diodes Incorporated Information](#)

Optimize Your Supply Chain with WIN SOURCE Solutions

-  Global Sourcing Solution
-  Obsolete Management
-  Cost Control Management
-  Shortage Management
-  Alternative Solution
-  Excess Inventory Management