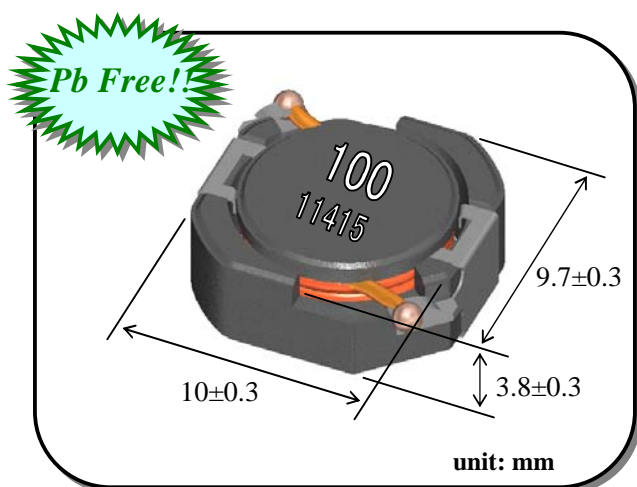




**THE DATASHEET OF  
CLF10040T-4R7N-D**



**Component  
Image & Dimension**



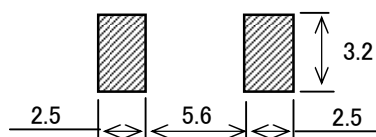
**Features :**

- a) Miniature Size :  
Mount Area :9.7mm x 10mm  
Low Profile : 4.1mm Max. Height
- b) Tough Design  
Generic use for Automotive Appliance.  
Heat and vibration, mechanical shock resistance ability can endure an automobile use.  
Operation temperature ; -40°C ~ +150°C  
(Including self-temperature rise)  
Storage temperature ; -40°C ~ +150°C
- c) High Magnetic Shield Construction should actualize High Resolution for EMC Protection.
- d) Automatic Mounting in Tape & Reel Package.

**Applications :**

for Automotive electric control devices and high temperature operation devices  
Automotive Appliance (ECM, HID, SRS Air Bag, Transmission control, Power steering control, Brake control, etc)

\*Recommended Land Pattern (Unit : mm)





**Electrical Specification (Ref.)**

| TDK-EPC Identification | Inductance |        | Test Freq. (kHz) | DC Resistance |        | Rated DC Current |           |
|------------------------|------------|--------|------------------|---------------|--------|------------------|-----------|
|                        | Spec. (uH) | Tol.   |                  | Spec. (Ohm.)  | Tol.   | Idc 1 (A)        | Idc 2 (A) |
| CLF10040T- 1R0N-D      | 1.0        | +/-30% | 100              | 5.7m          | +/-30% | 12.0             | 6.3       |
| CLF10040T- 1R5N-D      | 1.5        | +/-30% | 100              | 7.1m          | +/-30% | 10.6             | 5.8       |
| CLF10040T- 2R2N-D      | 2.2        | +/-30% | 100              | 9.7m          | +/-30% | 7.5              | 5.0       |
| CLF10040T- 3R3N-D      | 3.3        | +/-30% | 100              | 11.0m         | +/-30% | 6.6              | 4.8       |
| CLF10040T- 4R7N-D      | 4.7        | +/-30% | 100              | 14.5m         | +/-30% | 5.4              | 4.2       |
| CLF10040T- 6R8N-D      | 6.8        | +/-30% | 100              | 18.5m         | +/-30% | 4.8              | 3.7       |
| CLF10040T- 100M-D      | 10         | +/-20% | 100              | 26m           | +/-20% | 4.0              | 3.3       |
| CLF10040T- 150M-D      | 15         | +/-20% | 100              | 40m           | +/-20% | 3.2              | 2.5       |
| CLF10040T- 220M-D      | 22         | +/-20% | 100              | 55m           | +/-20% | 2.7              | 2.2       |
| CLF10040T- 330M-D      | 33         | +/-20% | 100              | 80m           | +/-20% | 2.2              | 1.7       |
| CLF10040T- 470M-D      | 47         | +/-20% | 100              | 125m          | +/-20% | 1.9              | 1.3       |
| CLF10040T- 680M-D      | 68         | +/-20% | 100              | 180m          | +/-20% | 1.6              | 1.1       |
| CLF10040T- 101M-D      | 100        | +/-20% | 100              | 0.24          | +/-20% | 1.3              | 1.0       |
| CLF10040T- 151M-D      | 150        | +/-20% | 100              | 0.38          | +/-20% | 1.0              | 0.8       |
| CLF10040T- 221M-D      | 220        | +/-20% | 100              | 0.52          | +/-20% | 0.88             | 0.70      |
| CLF10040T- 331M-D      | 330        | +/-20% | 100              | 0.86          | +/-20% | 0.70             | 0.53      |
| CLF10040T- 471M-D      | 470        | +/-20% | 100              | 1.21          | +/-20% | 0.56             | 0.44      |

Note) Idc 1 : Depend on the Inductance Saturation. (-10% Saturation from Initial L Value)  
Idc 2 : Depend on the self temperature rise. (+30 degC typ.)

## Looking for pricing, stock, or lifecycle information?

Click below to explore more details on WIN SOURCE:

-  [View CLF10040T-4R7N-D on WIN SOURCE](#)
-  [TDK Corporation Information](#)

## Optimize Your Supply Chain with WIN SOURCE Solutions

-  Global Sourcing Solution
-  Obsolete Management
-  Cost Control Management
-  Shortage Management
-  Alternative Solution
-  Excess Inventory Management